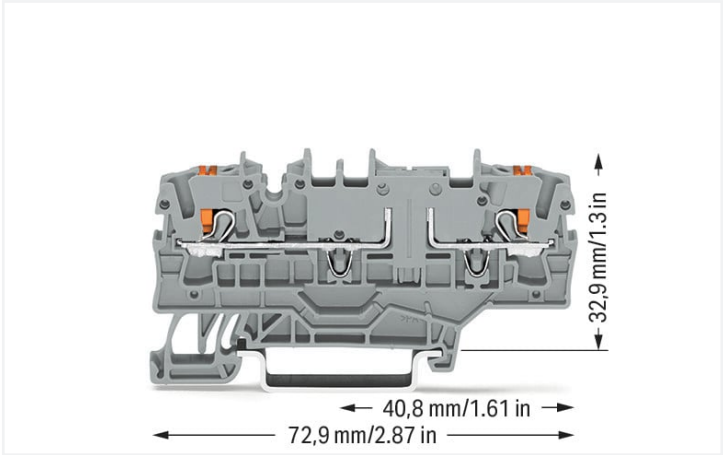


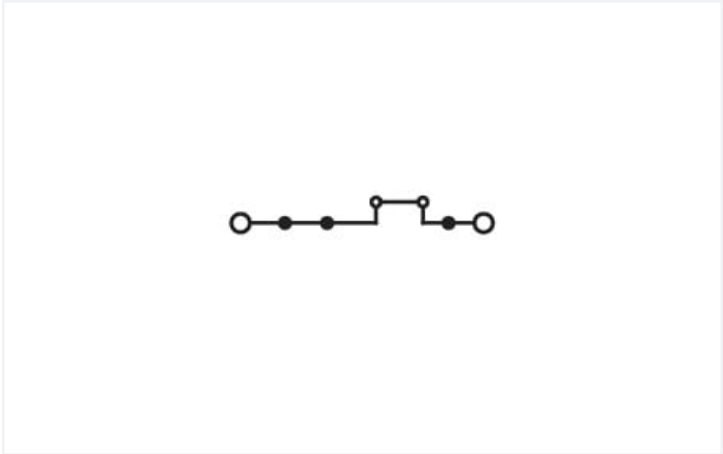

Data Sheet | Item Number: 2202-1901

2-conductor through terminal block; with push-button; 2.5 mm²; with test option; with additional jumper position; same profile as 2-conductor disconnect terminal block; side and center marking; for DIN-rail 35 x 15 and 35 x 7.5; Push-in CAGE CLAMP®; 2,50 mm²; gray

<https://www.wago.com/2202-1901>



Color: ■ gray



Similar to illustration

Through terminal block, 2202 Series, Push-in CAGE CLAMP®

This through terminal block (item number 2202-1901) is designed for easy and secure connections. Conductors can only be connected to this through terminal block if their strip length is between 10 mm and 12 mm. This product features conductor terminals and utilizes Push-in CAGE CLAMP®. Push-in CAGE CLAMP® connection technology is ideal for connecting all conductor types. Solid and fine-stranded conductors with ferrules can be inserted without the need for tools—all thanks to its pluggable design. The dimensions are 5.2 x 72.9 x 39.5 mm (width x height x depth). Depending on the conductor type, this through terminal block is designed for conductor cross sections ranging from 0.25 mm² to 4 mm². It comes with one level and two clamping points that you can use to connect a single potential. The gray housing is made of polyamide (PA66) for insulation. These function terminal blocks are mounted using DIN-35 rails.. This product is designed for specific Ex applications (please refer to the product datasheet).

Electrical data				
Ratings per		IEC/EN 60947-7-1		
Overvoltage category		III	III	II
Pollution degree		3	2	2
Nominal voltage		400 V	-	-
Rated surge voltage		6 kV	-	-
Rated current		16 A	-	-
Approvals per		UL 1059		
Use group		B	C	D
Rated voltage		300 V	300 V	-
Rated current		15 A	15 A	-



Approvals per		CSA 22.2 No 158		
Use group		B	C	D
Rated voltage		300 V	300 V	-
Rated current		15 A	15 A	-

Ex information	
Reference hazardous areas	See "Downloads – Documentation – Additional Information: Technical Section; Technical Explications"
Ratings per	ATEX: PTB 20 ATEX 1007 U / IECEx: PTB 20.0013U (Ex ec IIC Gc)
Rated voltage EN (Ex e II)	440 V
Rated current (Ex e II)	17 A

Power Loss	
Power loss, per pole (potential)	0.3405 W
Rated current I <sub>N</sub> for specified power loss	16 A
Resistance value for specified, current-dependent power loss	0.00133 Ω

Connection data			
Clamping units	2	<b>Connection 1</b>	
Total number of potentials	1	Connection technology	Push-in CAGE CLAMP®
Number of levels	1	Actuation type	Push-button
Number of jumper slots	3	Connectable conductor materials	Copper
		Nominal cross-section	2.5 mm²
		Solid conductor	0.25 ... 4 mm² / 22 ... 12 AWG
		Solid conductor; push-in termination	0.75 ... 4 mm² / 18 ... 12 AWG
		Fine-stranded conductor	0.25 ... 4 mm² / 22 ... 12 AWG
		Fine-stranded conductor; with insulated ferrule	0.25 ... 2.5 mm² / 22 ... 14 AWG
		Fine-stranded conductor; with ferrule; push-in termination	1 ... 2.5 mm² / 18 ... 14 AWG
		Note (conductor cross-section)	Depending on the conductor characteristic, a conductor with a smaller cross-section can also be inserted via push-in termination.
		Strip length	10 ... 12 mm / 0.39 ... 0.47 inches
		Wiring direction	Front-entry wiring

Physical data	
Width	5.2 mm / 0.205 inches
Height	72.9 mm / 2.87 inches
Depth from upper-edge of DIN-rail	32.9 mm / 1.295 inches
Depth	39.5 mm / 1.555 inches

Mechanical data	
Mounting type	DIN-35 rail
Marking level	Center/side marking




Material data	
Note (material data)	<a href="#">Information on material specifications can be found here</a>
Color	gray
Material group	I
Insulation material (main housing)	Polyamide (PA66)
Flammability class per UL94	V0
Fire load	0.191 MJ
Actuator color	orange
Weight	8.4 g


Environmental requirements	
Processing temperature	-35 ... +85 °C
Continuous operating temperature	-60 ... +105 °C

Commercial data	
ETIM 9.0	EC000897
ETIM 8.0	EC000897
PU (SPU)	50 pcs
Packaging type	Box
Country of origin	DE
GTIN	4055143962117
Customs tariff number	85369010000

Environmental Product Compliance	
RoHS Compliance Status	Compliant, No Exemption

Approvals / Certificates

General approvals		Declarations of conformity and manufacturer's declarations	
			
Approval	Standard	Certificate Name	
CSA DEKRA Certification B.V.	C22.2	70173745	
UL Underwriters Laboratories Inc.	UL 1059	UL-CA- L45172-6189178-11508102-1	
Approval	Standard	Certificate Name	
ATEX-Attestation of Con- formity WAGO GmbH & Co. KG	-	-	
EU-Declaration of Confor- mity WAGO GmbH & Co. KG	-	-	
UK-Declaration of Confor- mity WAGO GmbH & Co. KG	-	-	

Approvals for hazardous areas		Approvals for hazardous areas	
			
Approval	Standard	Certificate Name	
AEx Underwriters Laboratories Inc.	UL 60079	E185892 (AEx eb IIC resp. Ex eb IIC)	
ATEX Physikalisch Technische Bundesanstalt	EN IEC 60079-0	PTB 20 ATEX 1007U (II 3 G Ex ec IIC Gc)	
CCC CNEX	-	2020312313000288 (Ex ec IIC Gc)	
Approval	Standard	Certificate Name	
IECEx Physikalisch Technische Bundesanstalt	IEC 60079	IECEx PTB 20.0013U (Ex ec IIC Gc)	



Downloads			
Environmental Product Compliance			
Compliance Search			
Environmental Product Compliance 2202-1901			
Documentation			
Additional Information			
Technical Section	pdf 2246.92 KB		
CAD/CAE-Data			
CAD data			
2D/3D Models 2202-1901			
1 Compatible Products			
1.1 Required Accessories			
1.1.1 End plate			
1.1.1.1 End plate			
<a href="#">Item No.: 2002-1991</a> End and intermediate plate; 1 mm thick; gray	<a href="#">Item No.: 2002-1992</a> End and intermediate plate; 1 mm thick; orange	<a href="#">Item No.: 209-191</a> Separator for Ex e/Ex i applications; 3 mm thick; 120 mm wide; orange	
1.2 Optional Accessories			
1.2.1 DIN-rail			
1.2.1.1 Mounting accessories			
<a href="#">Item No.: 210-196</a> Aluminum carrier rail; 35 x 8.2 mm; 1.6 mm thick; 2 m long; unslopped; similar to EN 60715; silver-colored	<a href="#">Item No.: 210-198</a> Copper carrier rail; 35 x 15 mm; 2.3 mm thick; 2 m long; unslopped; according to EN 60715; copper-colored	<a href="#">Item No.: 210-508</a> Steel carrier rail; 35 x 15 mm; 1.5 mm thick; 2 m long; slopped; galvanized; similar to EN 60715; silver-colored	<a href="#">Item No.: 210-197</a> Steel carrier rail; 35 x 15 mm; 1.5 mm thick; 2 m long; slopped; similar to EN 60715; silver-colored
<a href="#">Item No.: 210-506</a> Steel carrier rail; 35 x 15 mm; 1.5 mm thick; 2 m long; unslopped; galvanized; similar to EN 60715; silver-colored	<a href="#">Item No.: 210-114</a> Steel carrier rail; 35 x 15 mm; 1.5 mm thick; 2 m long; slopped; similar to EN 60715; silver-colored	<a href="#">Item No.: 210-118</a> Steel carrier rail; 35 x 15 mm; 2.3 mm thick; 2 m long; unslopped; according to EN 60715; silver-colored	<a href="#">Item No.: 210-115</a> Steel carrier rail; 35 x 7.5 mm; 1 mm thick; 2 m long; slopped; according to EN 60715; \"Hole width 18 mm; silver-colored
<a href="#">Item No.: 210-112</a> Steel carrier rail; 35 x 7.5 mm; 1 mm thick; 2 m long; slopped; according to EN 60715; \"Hole width 25 mm; silver-colored	<a href="#">Item No.: 210-504</a> Steel carrier rail; 35 x 7.5 mm; 1 mm thick; 2 m long; slopped; galvanized; according to EN 60715; silver-colored	<a href="#">Item No.: 210-113</a> Steel carrier rail; 35 x 7.5 mm; 1 mm thick; 2 m long; unslopped; according to EN 60715; silver-colored	<a href="#">Item No.: 210-505</a> Steel carrier rail; 35 x 7.5 mm; 1 mm thick; 2 m long; unslopped; galvanized; according to EN 60715; silver-colored



1.2.2 Ferrule

1.2.2.1 Ferrule



**Item No.: 216-241**  
Ferrule; Sleeve for 0.5 mm² / 20 AWG; insulated; electro-tin plated; electrolytic copper; gastight crimped; acc. to DIN 46228, Part 4/09.90; white



**Item No.: 216-242**  
Ferrule; Sleeve for 0.75 mm² / 18 AWG; insulated; electro-tin plated; electrolytic copper; gastight crimped; acc. to DIN 46228, Part 4/09.90; gray



**Item No.: 216-262**  
Ferrule; Sleeve for 0.75 mm² / 18 AWG; insulated; electro-tin plated; electrolytic copper; gastight crimped; acc. to DIN 46228, Part 4/09.90; gray



**Item No.: 216-243**  
Ferrule; Sleeve for 1 mm² / AWG 18; insulated; electro-tin plated; electrolytic copper; gastight crimped; acc. to DIN 46228, Part 4/09.90; red



**Item No.: 216-263**  
Ferrule; Sleeve for 1 mm² / AWG 18; insulated; electro-tin plated; electrolytic copper; gastight crimped; acc. to DIN 46228, Part 4/09.90; red



**Item No.: 216-244**  
Ferrule; Sleeve for 1.5 mm² / AWG 16; insulated; electro-tin plated; electrolytic copper; gastight crimped; acc. to DIN 46228, Part 4/09.90; black



**Item No.: 216-264**  
Ferrule; Sleeve for 1.5 mm² / AWG 16; insulated; electro-tin plated; electrolytic copper; gastight crimped; acc. to DIN 46228, Part 4/09.90; black



**Item No.: 216-246**  
Ferrule; Sleeve for 2.5 mm² / AWG 14; insulated; electro-tin plated; electrolytic copper; gastight crimped; acc. to DIN 46228, Part 4/09.90; blue



**Item No.: 216-266**  
Ferrule; Sleeve for 2.5 mm² / AWG 14; insulated; electro-tin plated; electrolytic copper; gastight crimped; acc. to DIN 46228, Part 4/09.90; blue

1.2.3 Installation

1.2.3.1 Cover



**Item No.: 709-156**  
Cover; Type 3; suitable for cover carrier, type 3; 1 m long; transparent

1.2.3.2 Cover carrier



**Item No.: 709-169**  
Cover carrier; Type 3; incl. fixing/retaining screws and knurled nut; suitable for 279 to 282 and 880 Series rail-mounted terminal blocks; suitable for 264 Series miniature rail-mounted terminal blocks; suitable for 270 Series sensor and actuator terminal blocks; gray

1.2.4 Insulation stop

1.2.4.1 Insulation stop



**Item No.: 2002-171**  
Insulation stop; 0.25 - 0.5 mm²; 5 pieces/strip; light gray



**Item No.: 2002-172**  
Insulation stop; 0.75 - 1 mm²; 5 pieces/strip; dark gray

## 1.2.5 Jumper

## 1.2.5.1 Jumper

**Item No.: 2002-400**

Continuous jumper; 2-way; insulated; light gray

**Item No.: 2002-413**

Continuous jumper; 3-way; insulated; light gray

**Item No.: 2002-415**

Continuous jumper; 5-way; insulated; light gray

**Item No.: 2002-423/000-006**

Continuous jumper; from 1 to 3; insulated; blue

**Item No.: 2002-423**

Continuous jumper; from 1 to 3; insulated; light gray

**Item No.: 2002-423/000-005**

Continuous jumper; from 1 to 3; insulated; red

**Item No.: 2002-424/000-006**

Continuous jumper; from 1 to 4; insulated; blue

**Item No.: 2002-424**

Continuous jumper; from 1 to 4; insulated; light gray

**Item No.: 2002-424/000-005**

Continuous jumper; from 1 to 4; insulated; red

**Item No.: 2002-406/020-000**

Delta jumper; insulated; light gray

**Item No.: 2002-410/000-006**

Jumper; 10-way; insulated; blue

**Item No.: 2002-410**

Jumper; 10-way; insulated; light gray

**Item No.: 2002-410/000-005**

Jumper; 10-way; insulated; red

**Item No.: 2002-402/000-006**

Jumper; 2-way; insulated; blue

**Item No.: 2002-402**

Jumper; 2-way; insulated; light gray

**Item No.: 2002-402/000-005**

Jumper; 2-way; insulated; red

**Item No.: 2002-403/000-006**

Jumper; 3-way; insulated; blue

**Item No.: 2002-403**

Jumper; 3-way; insulated; light gray

**Item No.: 2002-403/000-005**

Jumper; 3-way; insulated; red

**Item No.: 2002-404/000-006**

Jumper; 4-way; insulated; blue

**Item No.: 2002-404**

Jumper; 4-way; insulated; light gray

**Item No.: 2002-404/000-005**

Jumper; 4-way; insulated; red

**Item No.: 2002-405/000-006**

Jumper; 5-way; insulated; blue

**Item No.: 2002-405**

Jumper; 5-way; insulated; light gray

**Item No.: 2002-405/000-005**

Jumper; 5-way; insulated; red

**Item No.: 2002-406/000-006**

Jumper; 6-way; insulated; blue

**Item No.: 2002-406**

Jumper; 6-way; insulated; light gray

**Item No.: 2002-406/000-005**

Jumper; 6-way; insulated; red

**Item No.: 2002-407/000-006**

Jumper; 7-way; insulated; blue

**Item No.: 2002-407**

Jumper; 7-way; insulated; light gray

**Item No.: 2002-407/000-005**

Jumper; 7-way; insulated; red

**Item No.: 2002-408/000-006**

Jumper; 8-way; insulated; blue

**Item No.: 2002-408**

Jumper; 8-way; insulated; light gray

**Item No.: 2002-408/000-005**

Jumper; 8-way; insulated; red

**Item No.: 2002-409/000-006**

Jumper; 9-way; insulated; blue

**Item No.: 2002-409**

Jumper; 9-way; insulated; light gray

**Item No.: 2002-409/000-005**

Jumper; 9-way; insulated; red

**Item No.: 2002-440**

Jumper; from 1 to 10; insulated; light gray

**Item No.: 2002-433**

Jumper; from 1 to 3; insulated; light gray

**Item No.: 2002-434**

Jumper; from 1 to 4; insulated; light gray

**Item No.: 2002-435**

Jumper; from 1 to 5; insulated; light gray

**Item No.: 2002-436**

Jumper; from 1 to 6; insulated; light gray

**Item No.: 2002-437**

Jumper; from 1 to 7; insulated; light gray

**Item No.: 2002-438**

Jumper; from 1 to 8; insulated; light gray

**Item No.: 2002-439**

Jumper; from 1 to 9; insulated; light gray

**Item No.: 2002-480**

Staggered jumper; 10-way; insulated; light gray

**Item No.: 2002-481**

Staggered jumper; 11-way; insulated; light gray

**Item No.: 2002-482**

Staggered jumper; 12-way; insulated; light gray

**Item No.: 2002-473/011-000**

Staggered jumper; 2-way; from 1 to 3; insulated; light gray

**Item No.: 2002-472**

Staggered jumper; 2-way; insulated; light gray

**Item No.: 2002-473**

Staggered jumper; 3-way; insulated; light gray

**Item No.: 2002-475/011-000**

Staggered jumper; 3-way; insulated; light gray

**Item No.: 2002-474**

Staggered jumper; 4-way; insulated; light gray

**Item No.: 2002-475**

Staggered jumper; 5-way; insulated; light gray

**Item No.: 2002-476**

Staggered jumper; 6-way; insulated; light gray

**Item No.: 2002-477**

Staggered jumper; 7-way; insulated; light gray

## 1.2.5.1 Jumper

**Item No.: 2002-478**

Staggered jumper; 8-way; insulated; light gray

**Item No.: 2002-479**

Staggered jumper; 9-way; insulated; light gray

**Item No.: 2002-477/011-000**

Staggered jumper; insulated; light gray

**Item No.: 2002-479/011-000**

Staggered jumper; insulated; light gray

**Item No.: 2002-481/011-000**

Staggered jumper; insulated; light gray

**Item No.: 2002-405/011-000**

Star point jumper; 3-way; insulated; light gray

**Item No.: 210-103**

Wire commoning chain; insulated; black

**Item No.: 210-123**

Wire commoning chain; insulated; blue

## 1.2.6 Marking

## 1.2.6.1 Group marker carrier

**Item No.: 2009-191**

Group marker carrier; gray

**Item No.: 2009-192**

Group marker carrier; gray

**Item No.: 2009-193**

Group marker carrier; gray

## 1.2.6.2 Marker

**Item No.: 2009-145/000-006**

Mini-WSB Inline; for Smart Printer; 1700 pieces on roll; stretchable 5 - 5.2 mm; plain; snap-on type; blue

**Item No.: 2009-145/000-007**

Mini-WSB Inline; for Smart Printer; 1700 pieces on roll; stretchable 5 - 5.2 mm; plain; snap-on type; gray

**Item No.: 2009-145/000-023**

Mini-WSB Inline; for Smart Printer; 1700 pieces on roll; stretchable 5 - 5.2 mm; plain; snap-on type; green

**Item No.: 2009-145/000-012**

Mini-WSB Inline; for Smart Printer; 1700 pieces on roll; stretchable 5 - 5.2 mm; plain; snap-on type; orange

**Item No.: 2009-145/000-005**

Mini-WSB Inline; for Smart Printer; 1700 pieces on roll; stretchable 5 - 5.2 mm; plain; snap-on type; red

**Item No.: 2009-145/000-024**

Mini-WSB Inline; for Smart Printer; 1700 pieces on roll; stretchable 5 - 5.2 mm; plain; snap-on type; violet

**Item No.: 2009-145**

Mini-WSB Inline; for Smart Printer; 1700 pieces on roll; stretchable 5 - 5.2 mm; plain; snap-on type; white

**Item No.: 2009-145/000-002**

Mini-WSB Inline; for Smart Printer; 1700 pieces on roll; stretchable 5 - 5.2 mm; plain; snap-on type; yellow

**Item No.: 248-501/000-006**

Mini-WSB marking card; as card; not stretchable; plain; snap-on type; blue

**Item No.: 248-501/000-007**

Mini-WSB marking card; as card; not stretchable; plain; snap-on type; gray

**Item No.: 248-501/000-023**

Mini-WSB marking card; as card; not stretchable; plain; snap-on type; green

**Item No.: 248-501/000-017**

Mini-WSB marking card; as card; not stretchable; plain; snap-on type; light green

**Item No.: 248-501/000-012**

Mini-WSB marking card; as card; not stretchable; plain; snap-on type; orange

**Item No.: 248-501/000-005**

Mini-WSB marking card; as card; not stretchable; plain; snap-on type; red

**Item No.: 248-501/000-024**

Mini-WSB marking card; as card; not stretchable; plain; snap-on type; violet

**Item No.: 248-501**

Mini-WSB marking card; as card; not stretchable; plain; snap-on type; white

**Item No.: 248-501/000-002**

Mini-WSB marking card; as card; not stretchable; plain; snap-on type; yellow

**Item No.: 793-5501/000-006**

WMB marking card; as card; for terminal block width 5 - 17.5 mm; stretchable 5 - 5.2 mm; plain; snap-on type; blue

**Item No.: 793-5501/000-014**

WMB marking card; as card; for terminal block width 5 - 17.5 mm; stretchable 5 - 5.2 mm; plain; snap-on type; brown

**Item No.: 793-5501/000-007**

WMB marking card; as card; for terminal block width 5 - 17.5 mm; stretchable 5 - 5.2 mm; plain; snap-on type; gray

**Item No.: 793-5501/000-023**

WMB marking card; as card; for terminal block width 5 - 17.5 mm; stretchable 5 - 5.2 mm; plain; snap-on type; green

**Item No.: 793-5501/000-017**

WMB marking card; as card; for terminal block width 5 - 17.5 mm; stretchable 5 - 5.2 mm; plain; snap-on type; light green

**Item No.: 793-5501/000-012**

WMB marking card; as card; for terminal block width 5 - 17.5 mm; stretchable 5 - 5.2 mm; plain; snap-on type; orange

**Item No.: 793-5501/000-005**

WMB marking card; as card; for terminal block width 5 - 17.5 mm; stretchable 5 - 5.2 mm; plain; snap-on type; red

**Item No.: 793-5501/000-024**

WMB marking card; as card; for terminal block width 5 - 17.5 mm; stretchable 5 - 5.2 mm; plain; snap-on type; violet

**Item No.: 793-5501**

WMB marking card; as card; for terminal block width 5 - 17.5 mm; stretchable 5 - 5.2 mm; plain; snap-on type; white

**Item No.: 793-5501/000-002**

WMB marking card; as card; for terminal block width 5 - 17.5 mm; stretchable 5 - 5.2 mm; plain; snap-on type; yellow

**Item No.: 2009-115/000-006**

Mini-WSB-Inline; for Smart Printer; 1500 pieces on roll; stretchable 5 - 5.2 mm; plain; snap-on type; blue



1.2.6.2 Marker



**Item No.: 2009-115/000-007**  
WMB-Inline; for Smart Printer; 1500 pieces on roll; stretchable 5 - 5.2 mm; plain; snap-on type; gray



**Item No.: 2009-115/000-023**  
WMB-Inline; for Smart Printer; 1500 pieces on roll; stretchable 5 - 5.2 mm; plain; snap-on type; green



**Item No.: 2009-115/000-017**  
WMB-Inline; for Smart Printer; 1500 pieces on roll; stretchable 5 - 5.2 mm; plain; snap-on type; light green



**Item No.: 2009-115/000-012**  
WMB-Inline; for Smart Printer; 1500 pieces on roll; stretchable 5 - 5.2 mm; plain; snap-on type; orange



**Item No.: 2009-115/000-005**  
WMB-Inline; for Smart Printer; 1500 pieces on roll; stretchable 5 - 5.2 mm; plain; snap-on type; red



**Item No.: 2009-115/000-024**  
WMB-Inline; for Smart Printer; 1500 pieces on roll; stretchable 5 - 5.2 mm; plain; snap-on type; violet



**Item No.: 2009-115**  
WMB-Inline; for Smart Printer; 1500 pieces on roll; stretchable 5 - 5.2 mm; plain; snap-on type; white



**Item No.: 2009-115/000-002**  
WMB-Inline; for Smart Printer; 1500 pieces on roll; stretchable 5 - 5.2 mm; plain; snap-on type; yellow

1.2.6.3 Marker carrier



**Item No.: 2002-121**  
Adaptor; gray



**Item No.: 2002-161**  
Adaptor; gray



**Item No.: 2009-198**  
Adaptor; gray

1.2.6.4 Marking strip



**Item No.: 2009-110**  
Marking strips; for Smart Printer; on reel; not stretchable; plain; snap-on type; white

1.2.7 Plug

1.2.7.1 Component module with diode



**Item No.: 2002-880/1000-411**  
Component plug; 2-pole; with diode 1N4007; 10.4 mm wide; Operating temperature 85°C max.; gray

1.2.7.2 Component module with LED



**Item No.: 2002-880/1000-541**  
Component plug; 2-pole; LED (red); 10.4 mm wide; Operating temperature 85°C max.; gray



**Item No.: 2002-880/1000-836**  
Component plug; 2-pole; LED (red); 10.4 mm wide; Operating temperature 85°C max.; gray



**Item No.: 2002-880/1000-542**  
Component plug; 2-pole; LED (red); 10.4 mm wide; Operating temperature 85°C max.; multicoloured

1.2.7.3 Empty component plug housing



**Item No.: 2002-880**  
Empty component plug housing; 10.4 mm wide; 2-pole; Type 4; gray





1.2.8 Push-in type wire jumper

1.2.8.1 Jumper



**Item No.: 2009-414**  
Push-in type wire jumper; 1.5 mm²; insulated; 110 mm long; black



**Item No.: 2009-414/000-005**  
Push-in type wire jumper; 1.5 mm²; insulated; 110 mm long; black



**Item No.: 2009-416**  
Push-in type wire jumper; 1.5 mm²; insulated; 250 mm long; black



**Item No.: 2009-414/000-006**  
Push-in type wire jumper; insulated; 110 mm long; black



**Item No.: 2009-412**  
Push-in type wire jumper; insulated; 60 mm long; black

1.2.9 Screwless end stop

1.2.9.1 Mounting accessories



**Item No.: 249-117**  
Screwless end stop; 10 mm wide; for DIN-rail 35 x 15 and 35 x 7.5; gray



**Item No.: 249-116**  
Screwless end stop; 6 mm wide; for DIN-rail 35 x 15 and 35 x 7.5; gray

1.2.10 Test and measurement

1.2.10.1 Testing accessories



**Item No.: 2002-560**  
Modular TOPJOB®S connector; modular; for jumper contact slot; 10-pole; 2,50 mm²; gray



**Item No.: 2002-511**  
Modular TOPJOB®S connector; modular; for jumper contact slot; 1-pole; 2,50 mm²; gray



**Item No.: 2002-552**  
Modular TOPJOB®S connector; modular; for jumper contact slot; 2-pole; 2,50 mm²; gray



**Item No.: 2002-553**  
Modular TOPJOB®S connector; modular; for jumper contact slot; 3-pole; 2,50 mm²; gray



**Item No.: 2002-554**  
Modular TOPJOB®S connector; modular; for jumper contact slot; 4-pole; 2,50 mm²; gray



**Item No.: 2002-555**  
Modular TOPJOB®S connector; modular; for jumper contact slot; 5-pole; 2,50 mm²; gray



**Item No.: 2002-556**  
Modular TOPJOB®S connector; modular; for jumper contact slot; 6-pole; 2,50 mm²; gray



**Item No.: 2002-557**  
Modular TOPJOB®S connector; modular; for jumper contact slot; 7-pole; 2,50 mm²; gray



**Item No.: 2002-558**  
Modular TOPJOB®S connector; modular; for jumper contact slot; 8-pole; 2,50 mm²; gray



**Item No.: 2002-559**  
Modular TOPJOB®S connector; modular; for jumper contact slot; 9-pole; 2,50 mm²; gray



**Item No.: 2002-549**  
Spacer module; modular; e.g., for bridging commoned terminal blocks; gray



**Item No.: 2009-174**  
Test plug adapter; for 4 mm Ø test plugs; for testing TOPJOB®S rail-mounted terminal blocks; gray



**Item No.: 210-136**  
Test plug; 2 mm Ø; with 500 mm cable; red



**Item No.: 2009-182**  
Testing tap; for max. 2.5 mm²; tool-free connection for individual test wires 0.08 - 2.5 mm; gray



**Item No.: 2002-649**  
TOPJOB®S L-type spacer module; modular; e.g., for bridging commoned terminal blocks; gray

1.2.11 Tool

1.2.11.1 Operating tool



**Item No.: 210-658**  
Operating tool; Blade: 3.5 x 0.5 mm; with a partially insulated shaft; angled; short; multicoloured

**Item No.: 210-720**  
Operating tool; Blade: 3.5 x 0.5 mm; with a partially insulated shaft; multicoloured

Installation Notes

Conductor termination



**All conductor types at a glance**



Push-in termination of solid and ferruled conductors




Insert fine-stranded conductors via operating tool.



Removing all conductors via operating tool.

Commoning



Insert a push-in type jumper bar and push down until it hits the backstop.




Commoning with step-down jumpers.

Testing




Testing with a 2 mm Ø test plug (max. 42 V).

Marking



Snapping a marking strip into a marker slot.



Snapping a marking strip into the marker slot.