

ToLEDo AVANT T8 CCG and AC

ToLEDo AVANT T8 CCG L600 1000LM 865 50K RL
0030238



Product features

- Energy efficient and affordable LED T8 solution to replace conventional fluorescent T8 lamps
- Omni-directional uniform light distribution thanks to glass tube construction design, same as traditional fluorescent T8 tubes
- High lumen package - 1000lm
- High lumen efficacy - 150 lm/W
- Switching cycles - 200,000X
- Average life 50,000 hours lifespan
- Lamp length - 600mm
- Wide beam angle
- High power factor
- Suitable for general illumination in offices, supermarkets, department stores, train stations, petrol stations, parking lots and maintenance free applications
- Suitable for operation with electromagnetic gears / CCG and direct mains operation (220-240V)
- 5-Year warranty



PRODUCT OVERVIEW

Product name	ToLEDo AVANT T8 CCG L600 1000LM 865 50K RL
Technology	LED
Lamp shape	Tube, double-ended
Type	LED exchangeable
Cap/Base	G13
Lamp finish	Frosted/Coated
General application	Hospitality, Logistics & Industry, Residential & Consumer
ETIM Class	EC001959
E-number FI	4941343
Warranty	5 years
Colour temperature (K)	6500
Light colour	Daylight
CRI (Ra)	80
Colour Variation Initial (SDCM)	SDCM6
Beam Angle (°)	170
Photobiological Risk Group	RG0
Wattage (W)	6.6
Dimmable	No
IP rating	IP20
Product EAN number	5410288302386

DATA TABLE

General data

Product name	ToLEDo AVANT T8 CCG L600 1000LM 865 50K RL
Technology	LED
Lamp shape	Tube, double-ended
Type	LED exchangeable

ToLEDo AVANT T8 CCG and AC

ToLEDo AVANT T8 CCG L600 1000LM 865 50K RL

0030238

Cap/Base	G13
Lamp finish	Frosted/Coated
General application	Hospitality, Logistics & Industry, Residential & Consumer
Operating temperature range (°C)	-20°C...+55°C
ETIM Class	EC001959
E-number FI	4941343
Warranty	5 years

Optical data

Colour temperature (K)	6500
Light colour	Daylight
CRI (Ra)	80
Colour Variation Initial (SDCM)	SDCM6
Beam Angle (°)	170
Photobiological Risk Group	RG0

Electrical data

Wattage (W)	6.6
Current (A)	0.04
Primary Supply/Product voltage - min (V)	220
Primary Supply/Product voltage - max (V)	240
Lamp power factor	0.9
Control gear required	No
Dimmable	No
Inrush Current (A)	9.2
Inrush Duration (µs)	256
Lamp Energy Label (class)	D

Lifetime data

Lifespan L70 B50	50000
------------------	-------

Physical data

IP rating	IP20
Nominal Product Length (mm)	589
Nominal Product Diameter (mm)	28
Weight (kg)	0.094

Packaging

Single packaging type	Carton
Product EAN number	5410288302386
Packaging single length / height (cm)	64.2
Packaging single width (cm)	2.8
Packaging single depth (cm)	2.8
DUN14 (outer)	15410288302383
Units per outer package	10
Packaging outer length / height (cm)	69.4
Packaging outer width (cm)	22.7
Packaging outer depth (cm)	10.6

ToLEDo AVANT T8 CCG and AC

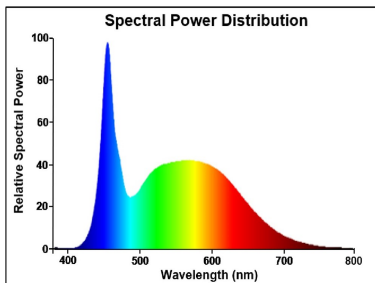
ToLEDo AVANT T8 CCG L600 1000LM 865 50K RL

0030238

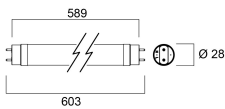
Safety data

Optimal operating condition (°C)	-20-55
Breakage cleaning instructions	Not applicable
Special purpose lamp	No
Suitable for household illumination	Yes
Safety message	Suitable for totally enclosed fixture

PHOTOMETRY



TECHNICAL DRAWINGS



ToLEDo AVANT T8 CCG and AC

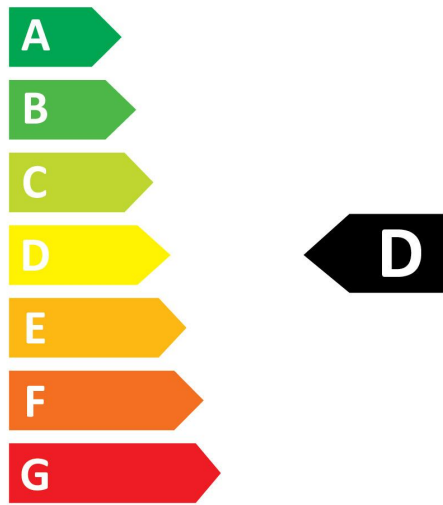
ToLEDo AVANT T8 CCG L600 1000LM 865 50K RL

0030238



SYLVANIA

0030238



7
kWh/1000h

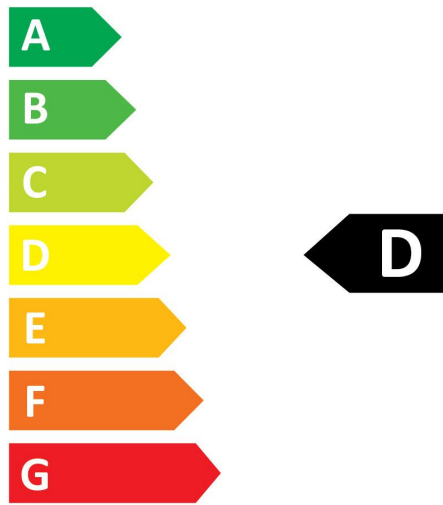


2019/2015

ToLEDo AVANT T8 CCG and AC
ToLEDo AVANT T8 CCG L600 1000LM 865 50K RL
0030238



0030238



7
kWh/1000h



2019/2015