

28 018 979 Product version from 4/1/2024



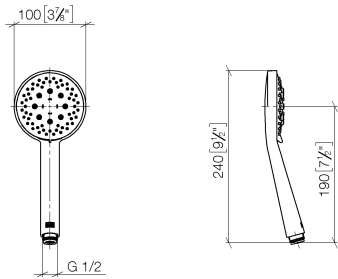
- spray head Ø 100mm
- Three or five settings: COMPACT RAIN, COMPACT SOFT FLOW, COMPACT AQUAPRESSURE FLOW, max. flow rate 15 l/min (at 3 bar)
- Function from: 6.8 l/min
- 1/2" connection
- inherently safe from back flow
- with anti-scale system

Notes:

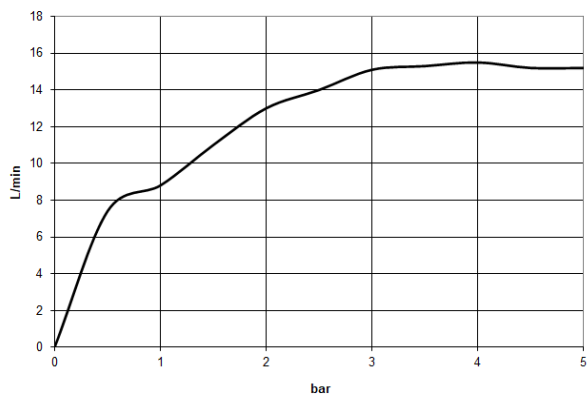
	Brushed Durabronze (23kt Gold)	28 018 979-28
	Chrome	28 018 979-00
	Brushed Platinum	28 018 979-06
	Platinum	28 018 979-08
	Dark Chrome	28 018 979-19
	Light Gold (PVD)	28 018 979-26
	Brushed Light Gold (PVD)	28 018 979-27
	Matte Black	28 018 979-33
	Brushed Gold (PVD)	28 018 979-37
	Brushed Dark Brass (PVD)	28 018 979-39
	Brushed Bronze (PVD)	28 018 979-42
	Brushed Dark Bronze (PVD)	28 018 979-43
	Brushed Champagne (22kt Gold)	28 018 979-46
	Champagne (22kt Gold)	28 018 979-47
	Brushed Chrome	28 018 979-93
	Brushed Dark Platinum	28 018 979-99

28 018 979 Product version from 4/1/2024

mm [inches]



Flow rate chart



Codes & Standards

ASME A112.18.1	cUPC	DIN 4109	EN 1112
ISO 3822	Scottish Water Byelaws	UK Water Supply Regulations	Ü-Zeichen



Hand shower 100 mm - Brushed Durabross (23kt Gold)

SERIES-VARIOUS

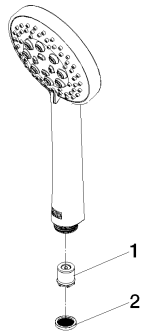
28 018 979 Product version from 4/1/2024

Certificates and sustainability

DVGW_DW- 6517DN0	LGA_29	WRAS_2210	IAPMO_4976 (
---------------------	--------	-----------	--------------

28 018 979 Product version from 4/1/2024

Parts for other finishes can be found here: [Chrome](#)



Spare parts list

No.	Item Number	Name	Quantity used	Delivery time
2	09 23 01 039 90	Sieve seal Ø 19 x 5,5 mm -	1.00	14
1	09 23 01 046 90	Back-flow preventer 15 l/min. -	1.00	14