

## ToLEDo AVANT T8 CCG and AC

ToLEDo AVANT T8 CCG L600 1000LM 840 50K RL  
0030237



### Product features

- Energy efficient and affordable LED T8 solution to replace conventional fluorescent T8 lamps
- Omni-directional uniform light distribution thanks to glass tube construction design, same as traditional fluorescent T8 tubes
- High lumen package - 1000lm
- High lumen efficacy - 150 lm/W
- Switching cycles - 200,000X
- Average life 50,000 hours lifespan
- Lamp length - 600mm
- Wide beam angle
- High power factor
- Suitable for general illumination in offices, supermarkets, department stores, train stations, petrol stations, parking lots and maintenance free applications
- Suitable for operation with electromagnetic gears / CCG and direct mains operation (220-240V)
- 5-Year warranty



## PRODUCT OVERVIEW

Product name	ToLEDo AVANT T8 CCG L600 1000LM 840 50K RL
Technology	LED
Lamp shape	Tube, double-ended
Type	LED exchangeable
Cap/Base	G13
Lamp finish	Frosted/Coated
General application	Hospitality, Logistics & Industry, Residential & Consumer
ETIM Class	EC001959
E-number FI	4941342
Warranty	5 years
Colour temperature (K)	4000
Light colour	Cool White
CRI (Ra)	80
Colour Variation Initial (SDCM)	SDCM6
Beam Angle (°)	170
Photobiological Risk Group	RG0
Wattage (W)	6.6
Dimmable	No
IP rating	IP20
Product EAN number	5410288302379

## DATA TABLE

### General data

Product name	ToLEDo AVANT T8 CCG L600 1000LM 840 50K RL
Technology	LED
Lamp shape	Tube, double-ended
Type	LED exchangeable

## ToLEDo AVANT T8 CCG and AC

ToLEDo AVANT T8 CCG L600 1000LM 840 50K RL

0030237

Cap/Base	G13
Lamp finish	Frosted/Coated
General application	Hospitality, Logistics & Industry, Residential & Consumer
Operating temperature range (°C)	-20°C...+55°C
ETIM Class	EC001959
E-number FI	4941342
Warranty	5 years

### Optical data

Colour temperature (K)	4000
Light colour	Cool White
CRI (Ra)	80
Colour Variation Initial (SDCM)	SDCM6
Beam Angle (°)	170
Photobiological Risk Group	RG0

### Electrical data

Wattage (W)	6.6
Current (A)	0.04
Primary Supply/Product voltage - min (V)	220.0
Primary Supply/Product voltage - max (V)	240.0
Lamp power factor	0.9
Control gear required	No
Dimmable	No
Inrush Current (A)	9.2
Inrush Duration (µs)	256
Lamp Energy Label (class)	D

### Lifetime data

Lifespan L70 B50	50000
------------------	-------

### Physical data

IP rating	IP20
Nominal Product Length (mm)	589
Nominal Product Diameter (mm)	28
Weight (kg)	0.14

### Packaging

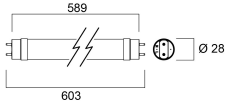
Single packaging type	Carton
Product EAN number	5410288302379
Packaging single length / height (cm)	65.2
Packaging single width (cm)	2.9
Packaging single depth (cm)	2.9
DUN14 (outer)	15410288302376
Units per outer package	10
Packaging outer length / height (cm)	69.1
Packaging outer width (cm)	22.0
Packaging outer depth (cm)	10.5

## ToLEDo AVANT T8 CCG and AC *ToLEDo AVANT T8 CCG L600 1000LM 840 50K RL* 0030237

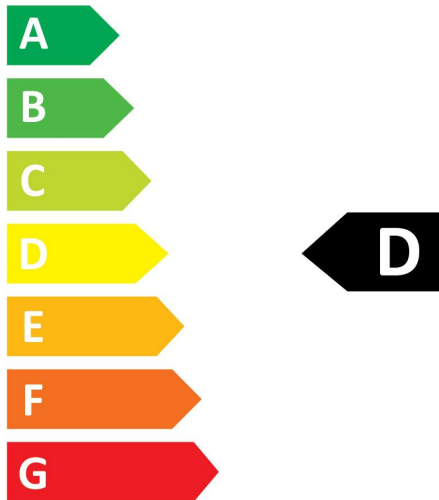
### Safety data

Optimal operating condition (°C)	-20-55
Breakage cleaning instructions	Not applicable
Special purpose lamp	No
Suitable for household illumination	Yes
Safety message	Suitable for totally enclosed fixture

### TECHNICAL DRAWINGS



0030237



**7**  
kWh/1000h

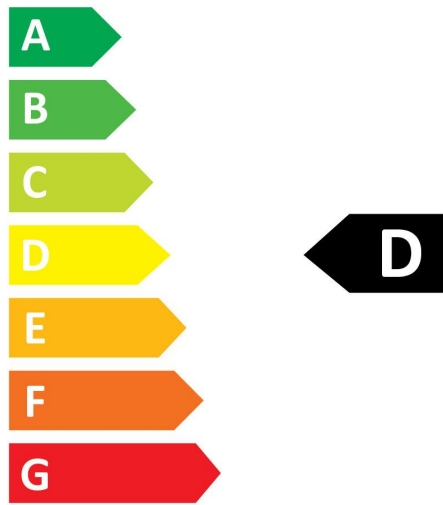


2019/2015

ToLEDo AVANT T8 CCG and AC  
*ToLEDo AVANT T8 CCG L600 1000LM 840 50K RL*  
0030237



0030237



**7**  
kWh/1000h

