











Spout 165 x 35 x 11 x 205 mm, 4,54l/min. - Champagne (22kt Gold)

SPARE PARTS

90 28 22 153 02 Product version from 4/1/2025



	Champagne (22kt Gold)	90 28 22 153 02-47
	Chrome	90 28 22 153 02-00
	Brushed Platinum	90 28 22 153 02-06
	Platinum	90 28 22 153 02-08
	Dark Chrome	90 28 22 153 02-19
	Brushed Light Gold (PVD)	90 28 22 153 02-27
	Brushed Durabronze (23kt Gold)	90 28 22 153 02-28
	Brushed Bronze (PVD)	90 28 22 153 02-42
	Brushed Champagne (22kt Gold)	90 28 22 153 02-46
	Brushed Dark Platinum	90 28 22 153 02-99



Spout 165 x 35 x 11 x 205 mm, 4,54l/min. - Champagne (22kt Gold)

SPARE PARTS

90 28 22 153 02 Product version from 4/1/2025



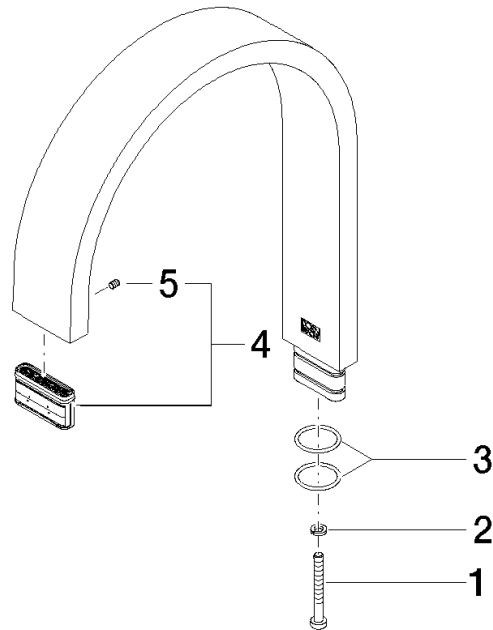
Spout 165 x 35 x 11 x 205 mm, 4,54l/min. - Champagne (22kt Gold)

SPARE PARTS

90 28 22 153 02 Product version from 4/1/2025

90 28 22 153 02 Product version from 4/1/2025

Parts for other finishes can be found here: [Chrome](#)



Spare parts list

No.	Item Number	Name	Quantity used	Delivery time
2	90 30 11 029 00 90	Connection Spring lock washer Ø 4 -	1.00	14
5	09 31 11 064 90	Mounting Threaded pin with hexagon socket with chamfered end M3 x 4 mm -	1.00	14
4	90 29 03 118 00 90	Aerator insert 32 x 8 mm 5,7 l/min. -	1.00	14
3	09 14 10 096 90	O-Ring EPDM 70 17,0 x 1,5 mm -	1.00	14
1	09 30 30 097 90	Mounting Cylinder head screw with hexagon socket Low profile M4 x 35 mm -	1.00	14