


# Exit sign Luminaire

FlexiTech EW CG-S (Exit Wall)



FlexiTech EW 30m/20m/12m viewing distance



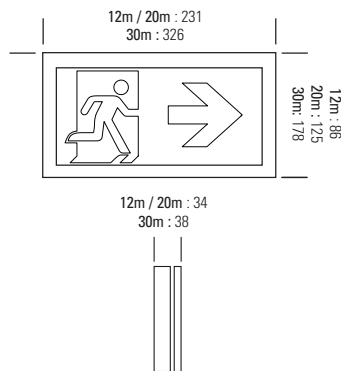
## IP66 version

Easy and fast installation without cable glands  
Same look as the IP43 version

Entries made of a special thermoplastic elastomer with specific compound developed by automotive industry  
Cable entries on sides have an innovative design with 2 membranes:

- The outside membrane protects against water jet pressure
- The inner membrane perfectly surrounds the cable for enhanced sealing

## Dimensions (mm)



## FlexiTech EW CG-S

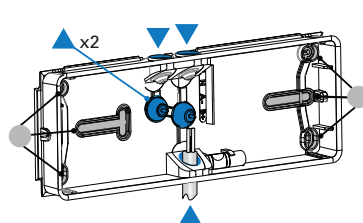
- Single sided exit sign with light guide technology for wall mounting
- Robust construction IK07 for reliable operation also in difficult environments
- Available with 12, 20 & 30 m viewing distance and protection degrees IP43 & IP66
- Non-obtrusive design with a slim housing (34 / 38 mm)
- Including inlay legends for commonly used configurations reduces the logistic effort to have the right pictograms on site
- The inlay legends are well protected against scratches and dirt
- Optimal recognition via high luminance of white contrast colour  $> 500 \text{ cd/m}^2$  according to DIN4844-1 / ISO 3864-1 (for bright surroundings), and perfect uniformity  $L_{\text{min}}/L_{\text{max}} > 0.8$
- Fast installation and effortless wiring thanks to: cable entries in rubber, large space for cabling, screwless terminal blocks, integrated spirit level and first fixed base plate to snap on the housing without any tool
- Transparent base plate with honeycomb footprint for easy replacement of existing products (IP4x use only)
- Low eco-footprint thanks to its eco-design and low consumption
- Reduced installation expenditures by STAR technology
- Freely programmable mixed operation of the switching modes per luminaire in one circuit
- Shortened inspection effort due to CEWA GUARD technology
- Automatic function monitoring of up to 20 luminaires per circuit
- Minimum service requirement due to high service life of the LEDs
- Complete range of accessories available (recessed kit, recessed box for plaster and brick wall, wire guard)
- Coloured accessories available on demand, custom designed pictograms also available

Viewing distance	12 m, 20 m, 30 m
Luminous flux $\Phi_E/\Phi_N$ at the end of rated operating time	100 %
Housing material	Polycarbonate
Weight	FT1EW4ICGS, FT1EW4ICGSIP: 0.32 kg FT2EW4ICGS, FT2EW4ICGSIP: 0.43 kg FT3EW4ICGS, FT3EW4ICGSIP: 0.81 kg
Housing colour	White
Type of mounting	Wall surface mounting
Connection terminals	3 x 2 x 2.5 mm <sup>2</sup>
Connection voltage	220 – 240 V AC, 50/60 Hz 176 – 275 V DC
Current consumption - battery operation (220 V)	FT1EW4ICGS, FT1EW4ICGSIP: 3.9 mA FT2EW4ICGS, FT2EW4ICGSIP: 5.7 mA FT3EW4ICGS, FT3EW4ICGSIP: 7.8 mA
Power consumption mains operation (apparent power / effective power)	FT1EW4ICGS, FT1EW4ICGSIP: 3.0 VA / 1.0 W FT2EW4ICGS, FT2EW4ICGSIP: 3.5 VA / 1.4 W FT3EW4ICGS, FT3EW4ICGSIP: 4.6 VA / 2.1 W
Inrush current	1.5 A
Permissible ambient temperature	-20 °C to +40 °C
Light source	LED, Lifespan 100 000h

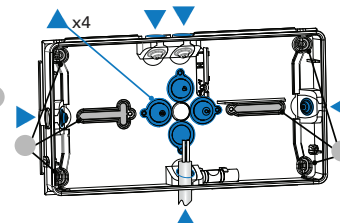
## Ordering details

Type	Scope of supply	Order No.
FlexiTech Exit Wall 12m CG-S	including pictogram set	FT1EW4ICGS
FlexiTech Exit Wall 12m CG-S IP	including pictogram set	FT1EW4ICGSIP
FlexiTech Exit Wall 20m CG-S	including pictogram set	FT2EW4ICGS
FlexiTech Exit Wall 20m CG-S IP	including pictogram set	FT2EW4ICGSIP
FlexiTech Exit Wall 30m CG-S	including pictogram set	FT3EW4ICGS
FlexiTech Exit Wall 30m CG-S IP	including pictogram set	FT3EW4ICGSIP

Cable entries for FlexiTech EW 12m



Cable entries for FlexiTech EW 20/30m



- Cable entries
- Fixing points

# Exit sign Luminaire

## FlexiTech EW CG-S (Exit Wall)

### Accessories



FT1-RK	Recess Kit for FlexiTech EW 12m	FT1-RK-B	FT1-RK-DG	FT1-RK-S	
FT2-RK	Recess Kit for FlexiTech EW 20m, metal	FT2-RK-B	FT2-RK-DG	FT2-RK-S	
FT3-RK	Recess Kit for FlexiTech EW 30m, metal	FT3-RK-B	FT3-RK-DG	FT3-RK-S	
	Metal cover for FlexiTech EW 12m	FT1EWSU-MC-B	FT1EWSU-MC-DG	FT1EWSU-MC-S	FT1EWSU-MC
	Metal cover for FlexiTech EW 20m	FT2EWSU-MC-B	FT2EWSU-MC-DG	FT2EWSU-MC-S	FT2EWSU-MC
	Metal cover for FlexiTech EW 30m	FT3EWSU-MC-B	FT3EWSU-MC-DG	FT3EWSU-MC-S	FT3EWSU-MC



FT2-WG	Wire Guard, compatible with FlexiTech EW 12m and 20m				
FT3-WG	Wire Guard, compatible with FlexiTech EW 30m				



FT1-RB	Recess box / plaster & brick for FlexiTech EW 12m				
FT1-4I	Set of 4 pictos for FlexiTech EW, 12m (D, L, R, U), ISO format				
FT2-4I	Set of 4 pictos for FlexiTech EW, 20m (D, L, R, U), ISO format				
FT3-4I	Set of 4 pictos for FlexiTech EW, 30m (D, L, R, U), ISO format				

### Pictograms



	20 m	30 m	
	FT2EWEC-PICTO-VL	FT3EWEC-PICTO-VL	Picto, ISO7010-E001 VL, Exit Vertical Left
	FT2EWEC-PICTO-VR	FT3EWEC-PICTO-VR	Picto, ISO7010-E002 VR, Exit Vertical Right
	FT2EWEC-PICTO-VD	FT3EWEC-PICTO-VD	Picto, ISO7010-E002 VD, Exit Vertical Down
	FT2EWEC-PICTO-UR	FT3EWEC-PICTO-UR	Picto, ISO7010-E002 U/R, Exit Up Right
	FT2EWEC-PICTO-DR	FT3EWEC-PICTO-DR	Picto, ISO7010-E002 D/R, Exit Down Right
	FT2EWEC-PICTO-DL	FT3EWEC-PICTO-DL	Picto, ISO7010-E001 D/L, Exit Down Left
	FT2EWEC-PICTO-UL	FT3EWEC-PICTO-UL	Picto, ISO7010-E001 U/L, Exit Up Left
	FT2EWEC-PICTO-DMD	FT3EWEC-PICTO-DMD	Picto, FDX08-040-3 T28, Man in wheelchair door & arrow down
	FT2EWEC-PICTO-DML	FT3EWEC-PICTO-DML	Picto, FDX08-040-3 T28, Man in wheelchair door & arrow left
	FT2EWEC-PICTO-DMR	FT3EWEC-PICTO-DMR	Picto, FDX08-040-3 T28, Man in wheelchair door arrow right
	FT2EWEC-PICTO-DMU	FT3EWEC-PICTO-DMU	Picto, FDX08-040-3 T28, Man in wheelchair door arrow up
	FT2EWEC-PICTO-DML1	FT3EWEC-PICTO-DML1	Picto, DIN4844, Man in wheelchair & arrow left
	FT2EWEC-PICTO-DMR1	FT3EWEC-PICTO-DMR1	Picto, DIN4844, Man in wheelchair & arrow right
	FT2EWEC-PICTO-DMD1	FT3EWEC-PICTO-DMD1	Picto, DIN4844, Man in wheelchair & arrow down
	FT2EWEC-PICTO-EWL	FT3EWEC-PICTO-EWL	Picto, ISO7010-E016, Escape Window Left
	FT2EWEC-PICTO-EWR	FT3EWEC-PICTO-EWR	ISO7010-E016, Escape Window Right
	FT2EWEC-PICTO-EWD	FT3EWEC-PICTO-EWD	Picto, ISO7010-E016, Escape Window Down
	FT2EWEC-PICTO-RWL	FT3EWEC-PICTO-RWL	Picto, ISO7010-E017, Rescue Window Left
	FT2EWEC-PICTO-RWR	FT3EWEC-PICTO-RWR	Picto, ISO7010-E017, Rescue Window Right
	FT2EWEC-PICTO-RWD	FT3EWEC-PICTO-RWD	Picto, ISO7010-E017, Rescue Window Down
	FT2EWEC-PICTO-MP	FT3EWEC-PICTO-MP	Picto, ISO7010-E007, Meeting Point
	FT2EWEC-PICTO-CR	FT3EWEC-PICTO-CR	Picto, ISO7010-E003, First-Aid
	FT2EWEC-PICTO-H	FT3EWEC-PICTO-H	Picto, Hydrant
	FT2EWEC-PICTO-FEX	FT3EWEC-PICTO-FEX	Picto, ISO7010-F001, Fire Extinguisher
	FT2EWEC-PICTO-FHO	FT3EWEC-PICTO-FHO	Picto, ISO7010-F002, Fire Hose
	FT2EWEC-PICTO-INFO	FT3EWEC-PICTO-INFO	Picto, ISO7001/P-I PF001, INFO
	FT2EWEC-PICTO-WC	FT3EWEC-PICTO-WC	Picto, ISO7001/P-I PF003, WC