

SHD200; 16 TO 63A, 1 TO 4 POLES

PEP ecopassport®

Product Environmental Profile



Document in compliance with ISO 14025: 2006 "Environmental labels and declarations. Type III environmental declarations"

ORGANIZATION		CONTACT INFORMATION			
ABB Stotz-Kontakt GmbH		EPD_ELSB@abb.com			
ADDRESS		WEBSITE			
Eppelheimer Str. 82, 69123 Heidelberg		www.abb.de/stotz-kontakt			
STATUS	SECURITY LEVEL	REGISTRATION NUMBER	REV.	LANG.	PAGE
Approved	Public	ABBG-00624-V01.01_EN	1	en	1/13



ABB Purpose & Embedding Sustainability

ABB is committed to continually promoting and embedding sustainability across its operations and value chain, aspiring to become a role model for others to follow. With its ABB Purpose, ABB is focusing on reducing harmful emissions, preserving natural resources and championing ethical and humane behavior.



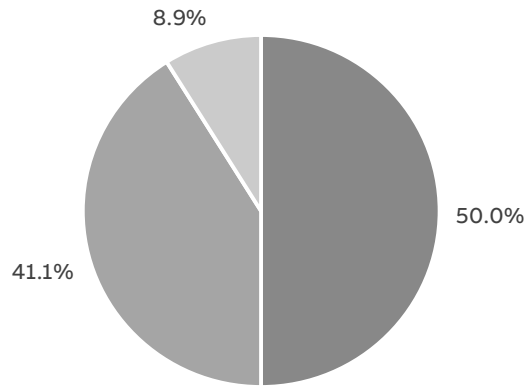
General Information

Reference product	Reference product identification: (Top selling device) SHD201/40, 2CDD271111R0040 PSR product category: Disconnectors
Description of the product	The DSSD (Dual Single Switch Disconnecter) is a disconnecter to switch and safely disconnect resistive loads
Functional unit	Turn off all or part of an installation by separating the installation or part of the in-stallation of all electrical energy, for safety reasons with a rated voltage U of 240V and rated current of 40A and 1 pole ensuring insulation characterised by a rated insulation voltage of 10kA during the reference service life of the product of 20 years at a use rate of 30% and a load rate of 50%.
Other products covered	The SHD201/40 (40 A, 1 pole) DSSD is the reference product for the SHD200 product family. Other products of the series cover rated currents from 16 A to 63 A and between 1 and 4 poles. They differ regarding weight of the devices and power consumption. The extrapolation factors for the manufacturing, distribution, installation and end-of-life phases are calculated by multiplying the weight of the reference device by the number of poles of the corresponding multi-pole device. The extrapolation factor for the usage phase is calculated by multiplying the power loss of the single-pole devices by the number of poles of the corresponding multi-pole devices.

STATUS	SECURITY LEVEL	REGISTRATION NUMBER	REV.	LANG.	PAGE
Approved	Public	ABBG-00624-V01.01_EN	1	en	2/13



Constituent Materials



■ Plastics 39.40 g ■ Metals 32.39 g ■ Others 7.01 g

Total weight of Reference product incl. packaging:

78.8

g

Plastics as % of weight		Metals as % of weight		Others as % of weight	
Name and CAS number	Weight%	Name and CAS number	Weight%	Name and CAS number	Weight%
GFRP	47.8	Steel	29.6	Cardboard	8.7
Other plastic	2.2	Copper	11.0	Paper	0.2
-	x	Aluminium	0.4	-	x
-	x	Other metals	0.1	-	x

STATUS	SECURITY LEVEL	REGISTRATION NUMBER	REV.	LANG.	PAGE
Approved	Public	ABBG-00624-V01.01_EN	1	en	3/13



Additional Environmental Information

Manufacturing	The product is manually assembled in Bulgaria. The production site of the products is certified according to ISO 14001.
Distribution	Specific transport distances based on sales data are applied to model the distribution.
Installation	As installation is performed manually, no environmental burdens are associated to this phase besides the disposal of product packaging.
Use	The device is sold and then used worldwide.
End of life	Due to the lack of knowledge of the disposal pathway, landfilling as proposed standard scenario in the PCR is considered.
Benefits and loads beyond the system boundaries	Not considered

STATUS	SECURITY LEVEL	REGISTRATION NUMBER	REV.	LANG.	PAGE
Approved	Public	ABBG-00624-V01.01_EN	1	en	4/13



Environmental Impacts

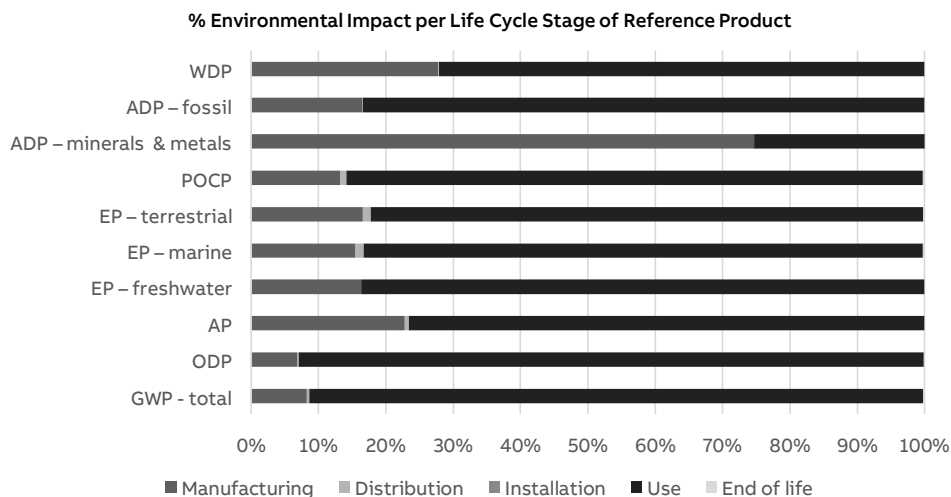
Reference lifetime	20 years
Product category	Electrical switchgear and control gear solutions
Installation elements	Does not require any special installation elements.
Use scenario	The scenario is modelled with a use rate of 30% and a load rate of 50%
Geographical representativeness	Global
Technological representativeness	Represents the actual production technology of the device series SHD200 16 to 63A. The reference year is 2023.
Software and database used	SimaPro 9.6.0.1 with ecoinvent 3.10, cut-off and industry data 2.0

Energy model used

Manufacturing	Electricity, medium voltage {BG} market for electricity, medium voltage Cut-off, S
Installation	Global
Use	Electricity, low voltage mix according to sales data
End of life	Global

STATUS	SECURITY LEVEL	REGISTRATION NUMBER	REV.	LANG.	PAGE
Approved	Public	ABBG-00624-V01.01_EN	1	en	5/13

Common base of mandatory indicators



Environmental impact indicators

Indicator	Unit	Total	Manu- facturing	Distri- bution	Installation	Use	End of life
GWP-total	kg CO ₂ eq.	7.10E+00	5.90E-01	1.24E-02	1.19E-02	6.47E+00	1.24E-02
GWP-fossil	kg CO ₂ eq.	7.08E+00	5.95E-01	1.24E-02	3.96E-04	6.46E+00	1.24E-02
GWP-biogenic	kg CO ₂ eq.	1.21E-02	-5.38E-03	2.54E-06	1.16E-02	5.92E-03	5.52E-06
GWP-luluc	kg CO ₂ eq.	4.36E-03	4.26E-04	5.66E-06	1.29E-07	3.92E-03	3.04E-06
GWP-fossil = Global Warming Potential fossil fuels GWP-biogenic = Global Warming Potential biogenic GWP-luluc = Global Warming Potential land use and land use change							
ODP	kg CFC-11 eq.	1.13E-07	7.79E-09	1.98E-10	5.37E-12	1.05E-07	1.73E-10
ODP = Depletion potential of the stratospheric ozone layer							
AP	H+ eq.	3.98E-02	9.07E-03	2.49E-04	1.82E-06	3.04E-02	3.59E-05
AP = Acidification potential, Accumulated Exceedance							
EP-freshwater	kg P eq.	3.72E-04	6.07E-05	6.34E-08	4.33E-09	3.11E-04	7.03E-08
EP-marine	kg N eq.	5.30E-03	8.20E-04	6.40E-05	1.17E-06	4.40E-03	1.65E-05
EP-terrestrial	mol N eq.	6.05E-02	1.00E-02	7.11E-04	7.32E-06	4.96E-02	1.45E-04
EP-freshwater = Eutrophication potential, fraction of nutrients reaching freshwater end compartment EP-marine = Eutrophication potential, fraction of nutrients reaching marine end compartment EP-terrestrial = Eutrophication potential, Accumulated Exceedance							
POCP	kg NMVOC eq.	2.30E-02	3.04E-03	2.00E-04	2.84E-06	1.97E-02	5.60E-05
POCP = Formation potential of tropospheric ozone							
ADP-minerals & metals	kg Sb eq.	1.90E-04	1.42E-04	1.90E-08	1.37E-09	4.81E-05	2.22E-08
ADP-fossil	MJ	3.84E+01	6.34E+00	9.42E-03	6.68E-04	3.21E+01	1.05E-02
ADP-minerals & metals = Abiotic depletion potential for non-fossil resources ADP-fossil = Abiotic depletion for fossil resources potential							
WDP	m ³ eq. depr.	7.65E-01	2.13E-01	4.67E-04	7.06E-05	5.51E-01	4.98E-04
WDP = Water Deprivation potential							

STATUS	SECURITY LEVEL	REGISTRATION NUMBER	REV.	LANG.	PAGE
Approved	Public	ABBG-00624-V01.01_EN	1	en	6/13

Common base of mandatory indicators

Inventory flows indicator – Resource use indicators

Indicator	Unit	Total	Manu- facturing	Distri- bution	Installation	Use	End of life
PERE	MJ	2.17E+01	8.01E-01	1.63E-03	1.43E-04	2.09E+01	1.94E-03
PERM	MJ	8.88E-02	8.88E-02	0.00E+00	0.00E+00	0.00E+00	0.00E+00
PERT	MJ	2.18E+01	8.90E-01	1.63E-03	1.43E-04	2.09E+01	1.94E-03
PENRE	MJ	1.03E+02	8.07E+00	1.58E-01	4.41E-03	9.51E+01	1.27E-01
PENRM	MJ	8.75E-01	8.75E-01	0.00E+00	0.00E+00	0.00E+00	0.00E+00
PENRT	MJ	1.04E+02	8.95E+00	1.58E-01	4.41E-03	9.51E+01	1.27E-01

PERE = Use of renewable primary energy excluding renewable primary energy resources used as raw materials

PERM = Use of renewable primary energy resources used as raw materials

PERT = Total Use of renewable primary energy resources

PENRE = Use of non-renewable primary energy excluding non-renewable primary energy resources used as raw materials

PENRM = Use of non-renewable primary energy resources used as raw materials

PENRT = Total Use of non-renewable primary energy resources

Inventory flows indicator – Indicators describing the use of secondary materials, water, and energy resources

Indicator	Unit	Total	Manu- facturing	Distri- bution	Installation	Use	End of life
SM	kg	0.00E+00	0.00E+00	0.00E+00	0.00E+00	0.00E+00	0.00E+00
RSF	MJ	0.00E+00	N/A	N/A	N/A	N/A	N/A
NRSF	MJ	0.00E+00	N/A	N/A	N/A	N/A	N/A
FW	m ³	2.57E-02	5.66E-03	1.33E-05	1.86E-06	2.00E-02	1.48E-05

SM = Use of secondary material

RSF = Use of renewable secondary fuels

NRSF = Use of non-renewable secondary fuels

FW = Use of net fresh water

Inventory flows indicator – Waste category indicators

Indicator	Unit	Total	Manu- facturing	Distri- bution	Installation	Use	End of life
Hazardous waste disposed	kg	2.81E-01	7.14E-02	1.61E-04	2.09E-05	2.09E-01	1.28E-04
Non- hazardous waste disposed	kg	1.58E+00	6.16E-01	1.32E-03	3.07E-03	7.29E-01	2.30E-01
Radioactive waste disposed	kg	0.00E+00	0.00E+00	0.00E+00	0.00E+00	0.00E+00	0.00E+00

STATUS	SECURITY LEVEL	REGISTRATION NUMBER	REV.	LANG.	PAGE
Approved	Public	ABBG-00624-V01.01_EN	1	en	7/13

Common base of mandatory indicators

Inventory flows indicator – Output flow indicators

Indicator	Unit	Total	Manu- facturing	Distri- bution	Installation	Use	End of life
Components for re-use	kg	0.00E+00	0.00E+00	0.00E+00	0.00E+00	0.00E+00	0.00E+00
Materials for recycling	kg	1.29E-02	7.02E-03	0.00E+00	5.93E-03	0.00E+00	0.00E+00
Materials for energy recovery	kg	2.62E-03	1.99E-03	0.00E+00	6.29E-04	0.00E+00	0.00E+00
Exported energy	MJ	3.18E+00	3.17E+00	0.00E+00	3.75E-03	0.00E+00	0.00E+00

Inventory flow indicator – other indicators

Indicator	Unit	Total	Manu- facturing	Distri- bution	Installation	Use	End of life
Biogenic carbon content of the product	kg of C	0.00E+00	0.00E+00	0.00E+00	0.00E+00	0.00E+00	0.00E+00
Biogenic carbon content of the associated packaging	kg of C	2.94E-03	2.94E-03	0.00E+00	0.00E+00	0.00E+00	0.00E+00

STATUS	SECURITY LEVEL	REGISTRATION NUMBER	REV.	LANG.	PAGE
Approved	Public	ABBG-00624-V01.01_EN	1	en	8/13

Optional indicators

Environmental indicators

Indicator	Unit	Total	Manu- facturing	Distri- bution	Installation	Use	End of life
Emissions of fine particles	incidence of diseases	1.23E-07	3.80E-08	6.58E-10	3.53E-11	8.32E-08	8.85E-10
Ionizing radiation, human health	kBq U235 eq.	1.72E-01	5.03E-02	4.42E-05	4.21E-06	1.22E-01	5.53E-05
Ecotoxicity (fresh water)	CTUe	6.67E+01	1.55E+01	3.96E-02	2.81E-02	5.10E+01	2.14E-01
Human toxicity, carcinogenic effects	CTUh	2.09E-08	1.02E-08	5.94E-11	2.83E-12	1.07E-08	5.16E-11
Human toxicity, non-carcinogenic effects	CTUh	1.82E-07	1.10E-07	8.65E-11	1.54E-10	6.99E-08	1.33E-09
Impact related to land use/soil quality	kBq U235 eq.	1.59E+01	5.32E+00	6.89E-02	2.49E-03	1.04E+01	1.47E-01

Other indicators

Indicator	Unit	Total	Manu- facturing	Distri- bution	Installation	Use	End of life
No Other indicators used							

STATUS	SECURITY LEVEL	REGISTRATION NUMBER	REV.	LANG.	PAGE
Approved	Public	ABBG-00624-V01.01_EN	1	en	9/13

Extrapolation Factors

For other products than the Reference product covered by this PEP, the environmental impacts for each phase of the lifecycle are obtained by multiplying the values of the Reference product by the following coefficients:

* if the coefficient is "1", the impacts of the phase of the life cycle are assimilated to the Reference product, meaning that the impacts are unchanged in comparison to the Reference product

Product name	Manu- facturing	Distri- bution	Installation	Use	End of life
SHD201/16	1.00	1.00	1.00	0.14	1.00
SHD201/25	1.00	1.00	1.00	0.36	1.00
SHD201/32	1.00	1.00	1.00	0.64	1.00
SHD201/40	1.00	1.00	1.00	1.00	1.00
SHD201/50	1.00	1.00	1.00	1.57	1.00
SHD201/63	1.00	1.00	1.00	2.50	1.00
SHD202/16	2.00	2.00	2.00	0.29	2.00
SHD202/25	2.00	2.00	2.00	0.71	2.00
SHD202/32	2.00	2.00	2.00	1.29	2.00
SHD202/40	2.00	2.00	2.00	2.00	2.00
SHD202/50	2.00	2.00	2.00	3.14	2.00
SHD202/63	2.00	2.00	2.00	5.00	2.00
SHD203/16	3.00	3.00	3.80	0.43	3.00
SHD203/25	3.00	3.00	3.80	1.07	3.00
SHD203/32	3.00	3.00	3.80	1.93	3.00
SHD203/40	3.00	3.00	3.80	3.00	3.00
SHD203/50	3.00	3.00	3.80	4.71	3.00
SHD203/63	3.00	3.00	3.80	7.50	3.00
SHD204/16	4.00	4.00	5.10	0.57	4.00
SHD204/25	4.00	4.00	5.10	1.43	4.00
SHD204/32	4.00	4.00	5.10	2.57	4.00
SHD204/40	4.00	4.00	5.10	4.00	4.00
SHD204/50	4.00	4.00	5.10	6.29	4.00
SHD204/63	4.00	4.00	5.10	10.00	4.00

STATUS	SECURITY LEVEL	REGISTRATION NUMBER	REV.	LANG.	PAGE
Approved	Public	ABBG-00624-V01.01_EN	1	en	10/13

Environmental Impact Indicator Glossary

Impact indicators

Indicator	Description	Distribution
Global warming potential (GWP) - total	Indicator of potential global warming caused by emissions to air contributing to the greenhouse effect. The total global warming potential (GWP-total) is the sum of three sub-categories of climate change. GWP-total = GWP-fossil + GWP-biogenic + GWP- land use and land use change	kg CO ₂ eq.
Ozone depletion (ODP)	Emissions to air that contribute to the destruction of the stratospheric ozone layer	kg CFC-11 eq.
Acidification of soil and water (A)	Acidification of soils and water caused by the release of certain gases to the atmosphere, such as nitrogen oxides and sulphur oxides	H+ eq.
Eutrophication (E)	Indicator of the contribution to eutrophication of water by the enrichment of the aquatic ecosystem with nutritional elements, e.g. industrial or domestic effluents, agriculture, etc. This indicator is divided to three: freshwater, marine and terrestrial.	kg P eq., kg N eq., mole N eq.
Photochemical ozone creation (POCP)	Indicator of emissions of gases that affect the creation of photochemical ozone in the lower atmosphere (smog) because of the rays of the sun.	kg NMVOC eq.
Depletion of abiotic resources – elements (ADPe)	Indicator of the depletion of natural non-fossil resources	kg Sb eq.
Depletion of abiotic resources – fossil fuels (ADPf)	The use of non-renewable fossil resources in an unsustainable way (e.g. from material to waste)	MJ (lower heating value)
Water Deprivation potential (WDP)	Deprivation-weighted water consumption. Assesses the potential of water deprivation, to either humans or ecosystems, building on the assumption that the less water remaining available per area, the more likely another user will be deprived.	m ³ eq. depr.

Resource use indicators


Indicator	Description	Distribution
Total use of primary energy	Total use of non-renewable primary energy resources (primary energy and primary energy resources used as raw materials) + Total use of renewable primary energy re-sources (primary energy and primary energy resources used as raw materials)	MJ (lower heating value)

STATUS	SECURITY LEVEL	REGISTRATION NUMBER	REV.	LANG.	PAGE
Approved	Public	ABBG-00624-V01.01_EN	1	en	11/13

References

- [1] Ulrich et al. 2024
Ulrich M., Bussa M., Jungbluth N. (2024) Product Environmental Profile for Dual Single Switch Disconnectors, ESU services Ltd., Schaffhausen.
- [2] ecoinvent Centre 2023
ecoinvent Centre (2023) ecoinvent data v3.10, Cut-Off model. Swiss Centre for Life Cycle Inventories, Zurich, Switzerland, retrieved from: www.ecoinvent.org.
- [3] European Committee for Electrotechnical Standardisation (CENELEC) 2019
European Committee for Electrotechnical Standardisation (CENELEC) (2019) EN 50693 - Product category rules for life cycle assessments of electronic and electrical products and systems. European Committee for Electrotechnical Standardisation (CENELEC), Brussels.
- [4] European Committee for Standardisation (CEN) 2022
European Committee for Standardisation (CEN) (2022) EN 15804+A2:2020/AC2021 - Sustainability of construction works - Environmental product declarations - Core rules for the product category of construction products (includes Corrigendum :2021). European Committee for Standardisation (CEN), Brussels, retrieved from: <https://www.en-standard.eu/din-en-15804-sustainability-of-construction-works-environmental-product-declarations-core-rules-for-the-product-category-of-construction-products-includes-corrigendum-2021/>.
- [5] International Organization for Standardization (ISO) 2006a
International Organization for Standardization (ISO) (2006a) Environmental management - Life cycle assessment - Principles and framework. ISO 14040:2006; Amd 1:2020, Geneva.
- [6] International Organization for Standardization (ISO) 2006b
International Organization for Standardization (ISO) (2006b) Environmental management - Life cycle assessment - Requirements and guidelines. ISO 14044:2006; Amd 1: 2017; Amd 2: 2020, Geneva.
- [7] PEP 2021
PEP (2021) Product Category Rules for Electrical, Electronic and HVAC-R Products - PCR-ed4-EN-2021 09 06. P.E.P. Association retrieved from: <http://www.pep-ecopassport.org>.
- [8] PEP 2023
PEP (2023) SPECIFIC RULES FOR Electrical switchgear and control gear solutions - PSR-0005-ed3-EN-2023 08 12. Association P.E.P., retrieved from: <http://www.pep-ecopassport.org>.
- [9] SimaPro 2024
SimaPro (2023) SimaPro 9.6 LCA software package. PRé Sustainability, Amersfoort, NL, retrieved from: www.simapro.ch.
- [10] Sonderegger & Stoikou 2023
Sonderegger T. and Stoikou N. (2023) Implementation of life cycle impact assessment methods in the ecoinvent database v3.10.

STATUS	SECURITY LEVEL	REGISTRATION NUMBER	REV.	LANG.	PAGE
Approved	Public	ABBG-00624-V01.01_EN	1	en	12/13

Registration number: ABBG-00624-V01.01_EN	Drafting Rules: PCR-ed4-EN-2021 09 06
	Supplemented by: PSR-0005-ed3.1-EN-2023 12 08
Verifier accreditation number: VH51	Information and reference documents: www.pep-ecopassport.org
Date of issue: 10-2024	Validity period: 5 years
Independent verification of the declaration and data, in compliance with ISO 14025: 2006	
Internal: <input type="radio"/> External: <input checked="" type="radio"/>	
The PCR review was conducted by a panel of experts chaired by Julie Orgelet (DDemain)	
PEPs are compliant with XP C08-100-1 :2016 or EN 50693:2019 The components of the present PEP may not be compared with components from any other program.	
Document complies with ISO 14025:2006 "Environmental labels and declarations. Type III environmental declarations"	
	

STATUS	SECURITY LEVEL	REGISTRATION NUMBER	REV.	LANG.	PAGE
Approved	Public	ABBG-00624-V01.01_EN	1	en	13/13