

Exit sign Luminaire

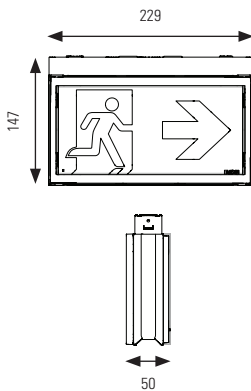
FlexiTech EC CGLine+ (Exit Ceiling)



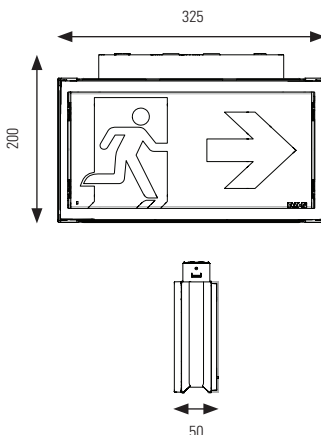
FlexiTech EC 30m/20m viewing distance



Dimensions for 20m viewing distance (mm)



Dimensions for 30m viewing distance (mm)



FlexiTech EC CGLine+

- Self-contained luminaire with Automatic Test and individual monitoring (CGLine+) for reduced inspection effort
- Single or double sided Exit sign for ceiling mounting, equipped with two light guides
- Possibility to set the illumination to one face only (case of single side use) to limit power consumption
- Robust construction IK07 for reliable operation even in difficult environments
- Available with 20 and 30m viewing distance and protection degrees IP43 and IP65
- Non-obtrusive design and with a slim housing (50 mm)
- Including inlay legends for commonly used configurations, reducing the logistic effort to have the right pictograms on site
- The inlay legends are well protected against scratches and dirt
- Increased affordance functionality for better visibility of the exit sign and faster evacuation
- Optimal recognition via high luminance of white contrast colour > 500 cd/m² according to DIN4844-1 / ISO 3864-1 (for bright surroundings), and perfect uniformity $L_{min}/L_{max} > 0.8$
- Brightness selectable in two steps in mains operation (eg. theater: 50 cd/m², Supermarket: 500 cd/m²) and additional setting (30%, 70%, 100%)
- Selectable operating time (1/2/3/8h operation)
- Selectable operation mode (Maintained or Non-Maintained) via switch input
- Quick mounting set to snap or unsnap the luminaire for ease of installation and maintenance
- Rubber cable entries and screwless terminal blocks for fast wiring
- Low eco-footprint thanks to its eco-designed, low consumption and Lithium battery
- Simple fault analysis and status display via bicolor LED, testing button (magnet) and supervision solutions
- Lifespan: 10 years without component replacement, proven with 1 year aging test @70°C ambient temperature
- Complete range of accessories (suspension sets, wall bracket)
- Coloured accessories available on demand, custom designed pictograms also available

Pictogram	
Viewing distance	20m or 30m
Included labels	4 Non-adhesive Exit legends (D,U,R,L), ISO format
Luminous flux Φ_e/Φ_n at end of rated operating time	100% @ 1h, 50% @ 2h, 30% @ 3h, 16% @ 8h
Illumination in mains mode	50 or 500 cd setting via switch, and possible additional setting via magnet (30%, 70%, 100%)
Operation	Maintained / Non-Maintained (via switch input)
Duration	Configurable 1/2/3/8 hours
Testing system	Automatic Test in compliance with EN 62034 Connection possible to the CGLine+ monitoring system
Housing	
Type of mounting	Ceiling surface-mounting
Material	Polycarbonate
Colour	White RAL9003
Degree of protection	IP43 or IP65 / IK07
Terminals	Screwless terminals for flexible and rigid wires From 0.5 to 2.5 mm ²
Connection voltage	220 - 240 V AC, 50/60 Hz
Permissible ambient temperature	5°C to 45°C, 0°C to 45°C in maintained mode. 35°C max for 10 years lifetime.
Battery	LiFePO4
Light source	LED, Lifespan 100 000h
Insulation Class	II


Ordering details

Order code	Viewing distance	IP	IK	Illumination in mains mode (cd/m ²)	Operation	Consumption NM (WVA)	Consumption Maintained operation full brightness		Battery	Weight (kg)
							1 side (WVA)	2 sides (WVA)		
FT2EC4ICGL18	20m	43	07	50 or 500	MNM	0.4W / 1.3 VA	1.6 W / 3.5 VA	2.5 W / 5.3 VA	FT-BATLL2	0.62
FT2EC4ICGL18IP	20m	65	07	50 or 500	MNM	0.4W / 1.3 VA	1.6 W / 3.5 VA	2.5 W / 5.3 VA	FT-BATLL2	0.62
FT3EC4ICGL18	30m	43	07	50 or 500	MNM	0.4W / 1.3 VA	2.3 W / 5 VA	3.9 W / 8 VA	FT-BATLL2	1.25
FT3EC4ICGL18IP	30m	65	07	50 or 500	MNM	0.4W / 1.3 VA	2.3 W / 5 VA	3.9 W / 8 VA	FT-BATLL2	1.25

Exit sign Luminaire

FlexiTech EC CGLine+ (Exit Ceiling)

Accessories



	FTECCC-TSK-50*	Tube Suspension Kit 50cm for FlexiTech EC&CC, IP43	FTECCC-TSK-50-B	FTECCC-TSK-50-DG	FTECCC-TSK-50-S
	FTECCC-TSK-150*	Tube Suspension Kit 150cm for FlexiTech EC&CC, IP43	FTECCC-TSK-150-B	FTECCC-TSK-150-DG	FTECCC-TSK-150-S
	FT2ECCC-WB*	Wall Bracket for FlexiTech EC&CC, 20m, IP43	FT2ECCC-WB-B	FT2ECCC-WB-DG	FT2ECCC-WB-S
	FT3ECCC-WB*	Wall Bracket for FlexiTech EC&CC, 30m, IP43	FT3ECCC-WB-B	FT3ECCC-WB-DG	FT3ECCC-WB-S
		Metal cover for FlexiTech EC, 20m	FT2EC-MC-B	FT2EC-MC-DG	FT2EC-MC-S
		Metal cover for FlexiTech EC, 30m	FT3EC-MC-B	FT3EC-MC-DG	FT3EC-MC-S
	E-WIRINGSET-IP	Wiring Set IP65, SC & CPS luminaires			
*To ensure IP65 protection rate, use waterproof connection kit: E-WIRINGSET-IP. This set is composed of terminal blocks for one luminaire (SC or CPS), offering in and out wiring possibility.					
	FTECCC-CF	Chain fastening for FlexiTech EC&CC			
	FT1SU-RP	Renovation Plate for FlexiTech EC			
	EMN	Eaton Magnet for configuration and tests			
	FT-BATLL2	Battery LiFePO4 long life, 3,2V / 1500mAh			
	FT2-4I	Set of 4 pictos for FlexiTech EC, 20m (D, L, R, U), ISO format			
	FT3-4I	Set of 4 pictos for FlexiTech EC, 30m (D, L, R, U), ISO format			

Pictograms



	FT2EWEC-PICTO-UR	FT3EWEC-PICTO-UR	Picto, ISO7010-E002 U/R, Exit Up Right
	FT2EWEC-PICTO-DR	FT3EWEC-PICTO-DR	Picto, ISO7010-E002 D/R, Exit Down Right
	FT2EWEC-PICTO-DL	FT3EWEC-PICTO-DL	Picto, ISO7010-E001 D/L, Exit Down Left
	FT2EWEC-PICTO-UL	FT3EWEC-PICTO-UL	Picto, ISO7010-E001 U/L, Exit Up Left
	FT2EWEC-PICTO-DMD	FT3EWEC-PICTO-DMD	Picto, FDX08-040-3 T28, Man in wheelchair door & arrow down
	FT2EWEC-PICTO-DML	FT3EWEC-PICTO-DML	Picto, FDX08-040-3 T28, Man in wheelchair door & arrow left
	FT2EWEC-PICTO-DMR	FT3EWEC-PICTO-DMR	Picto, FDX08-040-3 T28, Man in wheelchair door arrow right
	FT2EWEC-PICTO-DMU	FT3EWEC-PICTO-DMU	Picto, FDX08-040-3 T28, Man in wheelchair door arrow up
	FT2EWEC-PICTO-DML1	FT3EWEC-PICTO-DML1	Picto, DIN4844, Man in wheelchair & arrow left
	FT2EWEC-PICTO-DMR1	FT3EWEC-PICTO-DMR1	Picto, DIN4844, Man in wheelchair & arrow right
	FT2EWEC-PICTO-DMD1	FT3EWEC-PICTO-DMD1	Picto, DIN4844, Man in wheelchair & arrow down
	FT2EWEC-PICTO-EWL	FT3EWEC-PICTO-EWL	Picto, ISO7010-E016, Escape Window Left
	FT2EWEC-PICTO-EWR	FT3EWEC-PICTO-EWR	Picto, ISO7010-E016, Escape Window Right
	FT2EWEC-PICTO-EWD	FT3EWEC-PICTO-EWD	Picto, ISO7010-E016, Escape Window Down
	FT2EWEC-PICTO-RWL	FT3EWEC-PICTO-RWL	Picto, ISO7010-E017, Rescue Window Left
	FT2EWEC-PICTO-RWR	FT3EWEC-PICTO-RWR	Picto, ISO7010-E017, Rescue Window Right
	FT2EWEC-PICTO-RWD	FT3EWEC-PICTO-RWD	Picto, ISO7010-E017, Rescue Window Down
	FT2EWEC-PICTO-MP	FT3EWEC-PICTO-MP	Picto, ISO7010-E007, Meeting Point
	FT2EWEC-PICTO-CR	FT3EWEC-PICTO-CR	Picto, ISO7010-E003, First-Aid
	FT2EWEC-PICTO-H	FT3EWEC-PICTO-H	Picto, Hydrant
	FT2EWEC-PICTO-FEX	FT3EWEC-PICTO-FEX	Picto, ISO7010-F001, Fire Extinguisher
	FT2EWEC-PICTO-FHO	FT3EWEC-PICTO-FHO	Picto, ISO7010-F002, Fire Hose
	FT2EWEC-PICTO-INFO	FT3EWEC-PICTO-INFO	Picto, ISO7001/P-I PF001, INFO
	FT2EWEC-PICTO-WC	FT3EWEC-PICTO-WC	Picto, ISO7001/P-I PF003, WC