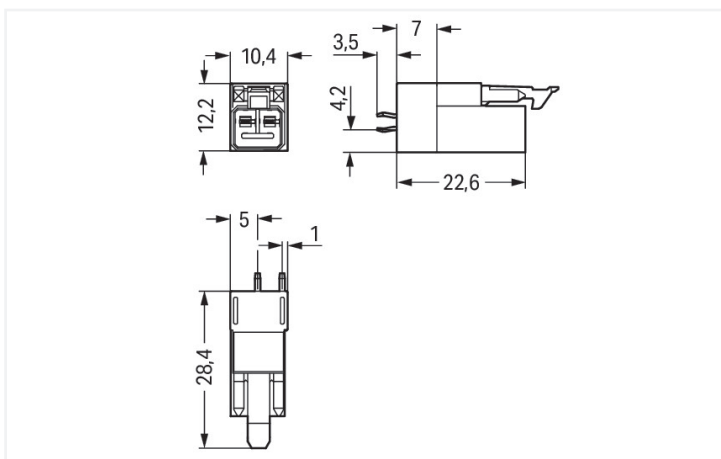


Color: ■ blue

Similar to illustration

Dimensions in mm



Dimensions in mm

#### Male connector/plug WINSTA® MINI with protection against mismatching

The WINSTA® MINI male connector/plug rated current 16 A offers easy-to-understand handling to support control and drive technology tasks. Our pluggable PCB connectors provide a universal pluggable connection system for your devices that meets all the requirements for a robust device connection that is easy to put into operation. The coding options reduce installation errors, allowing fast, secure wiring of all components. I coding in blue is used to identify WINSTA® MINI pcb connectors, which are used above all in building automation for activating lighting. WINSTA® MINI follows the trend towards miniaturisation. Our smallest pluggable connection system is primarily suited for lights, for instance, since as a result of LED technology; due to complex systems, these offer less and less space for the connection technology.

Push-in CAGE CLAMP® spring pressure connection technology – pluggable installation instead of laborious screw connections!

The WINSTA® Pluggable Connection System allows pluggable electrical installation. This saves time, lowers costs, and reduces the need for servicing. Choose quality and durability – with locking lever from WAGO makes the electrical installation of electrical components significantly easier.

- effective protection against mismatching
- easy tool-free operation, a wide range of coding options
- for intelligent, easy lighting installation
- convenient installation and commissioning

## Electrical data

| Ratings per                     | IEC/EN 60664-1 |     |    | Approvals per | UL 1977 |
|---------------------------------|----------------|-----|----|---------------|---------|
| Overvoltage category            | III            | III | II | Rated voltage | 600 V   |
| Pollution degree                | 3              | 2   | 2  | Rated current | 14 A    |
| Nominal voltage                 | 250 V          | -   | -  |               |         |
| Rated impulse withstand voltage | 4 kV           | -   | -  |               |         |
| Rated current                   | 16 A           | -   | -  |               |         |

## General information

|                            |  |
|----------------------------|--|
| Note on contact resistance | approx. 1 mΩ of contact resistance<br>approx. 0.25 mΩ contact transition plug/<br>socket |
|----------------------------|--|

## Connection Data

|                            |   |                     |
|----------------------------|---|---------------------|
| Total number of potentials | 2 | <b>Connection 1</b> |
|                            |   | Pole number         |
|                            |   | 2                   |

## Physical data

|                                      |                          |
|--------------------------------------|--------------------------|
| Pin spacing                          | 4.4 mm / 0.173 inches    |
| Width                                | 10.4 mm / 0.41 inches    |
| Height                               | 31.9 mm / 1.256 inches   |
| Height from the surface              | 28.4 mm / 1.118 inches   |
| Depth                                | 12.2 mm / 0.48 inches    |
| Solder pin length                    | 3.5 mm                   |
| Solder pin dimensions                | 1 x 0.8 mm               |
| Drilled hole diameter with tolerance | 1.3 <sup>(+0.1)</sup> mm |

## Mechanical data

|   |  |
|---|--|
| Use                                     | DALI, Lighting Management                                |
| Coding                                  | I  |
| Variable coding                         | No   |
| Marking                                 | - +  |
| Potential marking                       | - +  |
| Mating force of a plug-in connection    | approx. 20 ... 70 N (depending on pole number)           |
| Retention force of a plug-in connection | Locked: > 80 N   |
| Unmating force of a plug-in connection  | Unlocked: approx. 20 ... 70 N (depending on pole number) |
| Number of mating cycles                 | 200, without resistive load                              |
| Design                                  | straight   |

## Plug-in connection

|                                    |   |
|------------------------------------|---|
| Contact type (pluggable connector) | Male connector/plug   |
| Connector (connection type)        | for PCB   |
| Mismating protection               | Yes   |
| Note on mismating protection       | All WINSTA® components are 100% protected against mismating when:<br>a.) plugging different numbers of poles<br>b.) plugging while rotated 180<br>c.) plugging while laterally staggered<br>d.) plugging one pole |
| Mating direction to the PCB        | 90 °  |
| Locking lever                      | Yes   |
| Locking of plug-in connection      | Locking lever   |

### Plug-in connection

Note on locking system

All connectors for mounted installations (snap-in versions for lighting fixtures or devices, all types of PCB and distribution connectors) are factory-equipped with locking levers to ensure plugs and sockets are securely locked. Additional locking levers are only required for flying leads (plug/socket).

### PCB contact

|                                     |                            |
|-------------------------------------|----------------------------|
| PCB contact                         | THT                        |
| Solder pin arrangement              | 2 in-line solder pins/pole |
| Number of solder pins per potential | 2                          |

### Material data

|                                    |  |
|------------------------------------|--|
| Note (material data)               | <a href="#">Information on material specifications can be found here</a> |
| Color                              | blue   |
| Cover color                        | gray   |
| Material group                     | I  |
| Insulation material (main housing) | Polyamide (PA66)   |
| Flammability class per UL94        | V0   |
| Clamping spring material           | Chrome-nickel spring steel (CrNi)  |
| Contact material                   | Copper or copper alloy; surface-treated                                  |
| Contact Plating                    | Tin  |
| Fire load                          | 0.049 MJ   |
| Weight                             | 2.4 g  |

### Environmental requirements

|  |  |
|--|--|
| Processing temperature                   | -5 ... +40 °C                              |
| Continuous operating temperature         | -35 ... +85 °C                             |
| Note on continuous operating temperature | Insulating parts for temperatures ≤ 105 °C |

### Commercial data



|                       |               |
|-----------------------|---------------|
| PU (SPU)              | 100 pcs       |
| Packaging type        | Box           |
| Country of origin     | PL            |
| GTIN                  | 4050821695936 |
| Customs tariff number | 85366990990   |

### Product Classification





|             |                      |
|-------------|----------------------|
| UNSPSC      | 39121409             |
| eCl@ss 10.0 | 27-44-06-05          |
| eCl@ss 9.0  | 27-44-06-05          |
| ETIM 9.0    | EC002637             |
| ETIM 10.0   | EC002637             |
| ECCN        | NO US CLASSIFICATION |

| Environmental Product Compliance |                         |
|----------------------------------|-------------------------|
| RoHS Compliance Status           | Compliant, No Exemption |

### Approvals / Certificates

| General approvals  |           |                  | Declarations of conformity and manufacturer's declarations |          |                  |
|--|-----------|------------------|--|----------|------------------|
|   |           |                  |  |          |                  |
| Approval   | Standard  | Certificate Name | Approval   | Standard | Certificate Name |
| CCA<br>DEKRA Certification B.V.  | EN 61535  | 71-123231        | EU-Declaration of Confor-<br>mity<br>WAGO GmbH & Co. KG    | -        | -                |
| CCA<br>DEKRA Certification B.V.  | IEC 61535 | NL-85020         | UK-Declaration of Confor-<br>mity<br>WAGO GmbH & Co. KG    | -        | -                |
| cURus<br>Underwriters Laboratories<br>Inc.   | UL 1977   | E45171           |  |          |                  |

### Approvals for marine applications

|     |                    |                   |
|--|--------------------|-------------------|
| Approval   | Standard           | Certificate Name  |
| ABS<br>American Bureau of Ship-<br>ping  | Steel Vessel Rules | 24-0095973-PDA    |
| DNV GL<br>Det Norske Veritas, Ger-<br>manischer Lloyd  | -                  | TAE00001Z6        |
| LR<br>Lloyds Register  | EN 61535           | 08/20047 (E2)     |
| PRS<br>Polski Rejestr Statków  | -                  | TE/1096/880590/23 |

### Downloads

| Environmental Product Compliance          |                   |
|---|-------------------|
| Compliance Search                         |                   |
| Environmental Product Compliance 890-3112 | <a href="#">↓</a> |

### CAD/CAE-Data

| CAD data                                | CAE data                                |
|---|---|
| 2D/3D Models 890-3112 <a href="#">↓</a> | ZUKEN Portal 890-3112 <a href="#">↓</a> |

PCB Design

Symbol and Footprint  
via SamacSys  
890-3112



Symbol and Footprint  
via Ultra Librarian  
890-3112

