


**ZDUB 2.5-2/4AN/DB****Weidmüller Interface GmbH & Co. KG**

Klingenbergstraße 26

D-32758 Detmold

Germany

www.weidmueller.com

**Product image**

Thanks to their compact design, Mini rail-mounted terminal blocks are ideal for working in confined spaces such as small housings and terminal boxes.

**General ordering data**

Version	Z-series, Feed-through terminal, Rated cross-section: 2.5 mm <sup>2</sup> , Tension-clamp connection, dark beige, Direct mounting
Order No.	<a href="#">1704690000</a>
Type	ZDUB 2.5-2/4AN/DB
GTIN (EAN)	4008 19094848 1
Qty.	100 items

## ZDUB 2.5-2/4AN/DB

**Weidmüller Interface GmbH & Co. KG**  
 Klingenbergstraße 26  
 D-32758 Detmold  
 Germany

www.weidmueller.com

## Technical data

### Approvals

Approvals



ROHS	Conform
UL File Number Search	<a href="#">UL Website</a>
Certificate No. (cURus)	E60693
Certificate No. (cURusEX)	E184763

### Dimensions and weights

Depth	24 mm	Depth (inches)	0.9449 inch
Height	33.5 mm	Height (inches)	1.3189 inch
Width	10.2 mm	Width (inches)	0.4016 inch
Net weight	7.29 g		

### Temperatures

Storage temperature	-25 °C...55 °C	Ambient temperature	-50 °C...75 °C
Continuous operating temp., min.	-50 °C	Continuous operating temp., max.	120 °C

### Environmental Product Compliance

RoHS Compliance Status	Compliant without exemption		
REACH SVHC	No SVHC above 0.1 wt%		
Product Carbon Footprint	Cradle to gate	0.097 kg CO2 eq.	

### Material data

Basic material	Wemid	Colour	dark beige
UL 94 flammability rating	V-0		

### Rating data IECEX/ATEX

Certificate No. (ATEX)	DEMKO16ATEX1808U	Certificate No. (IECEX)	IECEXULD16.0036U
Max. voltage (ATEX)	550 V	Current (ATEX)	21 A
Wire cross section max. (ATEX)	2.5 mm <sup>2</sup>	Max. voltage (IECEX)	550 V
Current (IECEX)	21 A	Wire cross section max. (IECEX)	2.5 mm <sup>2</sup>
Marking EN 60079-7	Ex eb II C Gb	Ex 2014/34/EU label	II 2 G D

### System specifications

Version	Tension-clamp connection, can only be bridged at the clamping point, One end without connector	End cover plate required	Yes
Number of potentials	1	Number of levels	1
Number of clamping points per level	4	Number of potentials per tier	1
Levels cross-connected internally	Yes	PE connection	No
Mounting rail	TS 35	N-function	No
PE function	No	PEN function	No

## ZDUB 2.5-2/4AN/DB

**Weidmüller Interface GmbH & Co. KG**

Klingenbergstraße 26  
D-32758 Detmold  
Germany

www.weidmueller.com

## Technical data

### Additional technical data

Open sides	right	Installation advice	Direct mounting
Explosion-tested version	Yes	Type of mounting	Direct mounting

### CSA rating data

Wire cross section max. (CSA)	12 AWG	Voltage size C (CSA)	600 V
Current size C (CSA)	25 A	Certificate No. (CSA)	12400-379
Wire cross section min. (CSA)	26 AWG		

### Conductors for clamping (additional connection)

Connection type, additional connection Tension-clamp connection

### Conductors for clamping (rated connection)

Gauge to IEC 60947-1	A2		
Wire connection cross section AWG, max.	AWG 12		
Connection direction	top		
Stripping length	10 mm		
Type of connection	Tension-clamp connection		
Number of connections	4		
Clamping range, max.	4 mm <sup>2</sup>		
Clamping range, min.	0.13 mm <sup>2</sup>		
Blade size	0.6 x 3.5 mm		
Wire connection cross section AWG, min.	AWG 26		
Wire connection cross-section, finely stranded with wire-end ferrules DIN 46228/4, max.	1.5 mm <sup>2</sup>		
Wire connection cross-section, finely stranded with wire-end ferrules DIN 46228/4, min.	0.13 mm <sup>2</sup>		
Wire connection cross-section, finely stranded with wire-end ferrules DIN 46228/1, max.	1.5 mm <sup>2</sup>		
Wire connection cross-section, finely stranded with wire-end ferrules DIN 46228/1, min.	0.13 mm <sup>2</sup>		
Wire connection cross section, finely stranded, max.	2.5 mm <sup>2</sup>		
Wire connection cross section, finely stranded, min.	0.13 mm <sup>2</sup>		
Connection cross-section, stranded, max.	4 mm <sup>2</sup>		
Connection cross-section, stranded, min.	0.13 mm <sup>2</sup>		
Wire connection cross-section, solid core, max.	4 mm <sup>2</sup>		
Wire connection cross-section, solid core, min.	0.13 mm <sup>2</sup>		
Connection cross-section, finely stranded, min.	0.13 mm <sup>2</sup>		
Tube length for wire-end ferrule with plastic collar DIN 46228/4	Tube length	min.	6 mm
		max.	10 mm
	Cross-section for conductor connection		nominal
	Tube length	min.	6 mm
		max.	10 mm
	Cross-section for conductor connection		nominal
			0.75 mm <sup>2</sup>

## ZDUB 2.5-2/4AN/DB

**Weidmüller Interface GmbH & Co. KG**

Klingenbergstraße 26  
D-32758 Detmold  
Germany

www.weidmueller.com

## Technical data

Tube length for wire-end ferrule without plastic collar DIN 46228/1	Tube length	min.	6 mm
		max.	10 mm
	Cross-section for conductor connection	nominal	1 mm <sup>2</sup>
	Tube length	min.	8 mm
		max.	10 mm
	Cross-section for conductor connection	nominal	1.5 mm <sup>2</sup>
	Tube length	nominal	8 mm
	Cross-section for conductor connection	nominal	2.5 mm <sup>2</sup>
	Cross-section for conductor connection	nominal	0.5 mm <sup>2</sup>
	Tube length	nominal	10 mm
	Cross-section for conductor connection	nominal	0.75 mm <sup>2</sup>
	Tube length	nominal	10 mm
	Cross-section for conductor connection	nominal	1 mm <sup>2</sup>
	Tube length	nominal	10 mm
Cross-section for conductor connection	nominal	1.5 mm <sup>2</sup>	
Tube length	nominal	10 mm	
Cross-section for conductor connection	nominal	2.5 mm <sup>2</sup>	

### Dimensions

TS 15 offset 17 mm

### General

Wire connection cross section AWG, max.	AWG 12	Installation advice	Direct mounting
Wire connection cross section AWG, min.	AWG 26	Standards	IEC 60947-7-1
Mounting rail	TS 35		

### Rating data

Rated cross-section	2.5 mm <sup>2</sup>	Rated voltage	800 V
Rated DC voltage	800 V	Nominal current	24 A
Current at maximum wires	30 A	Standards	IEC 60947-7-1
Volume resistance according to IEC 60947-7-x	1.33 mΩ	Rated impulse withstand voltage	8 kV
Power loss in accordance with IEC 60947-7-x	0.77 W	Pollution severity	3

### UL rating data

Conductor size Factory wiring max. (cURus)	12 AWG	Certificate No. (cURus)	E60693
Conductor size Field wiring min. (cURus)	26 AWG	Conductor size Factory wiring min. (cURus)	26 AWG
Voltage size C (cURus)	600 V	Current size C (cURus)	20 A
Conductor size Field wiring max. (cURus)	12 AWG		

### Classifications

ETIM 8.0	EC000897	ETIM 9.0	EC000897
ETIM 10.0	EC000897	ECLASS 14.0	27-25-01-01
ECLASS 15.0	27-25-01-01		

**Drawings**



## ZDUB 2.5-2/4AN/DB

**Weidmüller Interface GmbH & Co. KG**  
 Klingenbergstraße 26  
 D-32758 Detmold  
 Germany

www.weidmueller.com

## Accessories

### Cross-connections



The distribution or multiplication of a potential to adjoining terminal blocks is realized via a cross-connection. Additional wiring effort can be easily avoided. Even if the poles are broken out, contact reliability in the terminal blocks is still ensured. Our portfolio offers pluggable and screwable cross-connection systems for modular terminal blocks.

### General ordering data

Type	ZQB 2.5-2	Version	
Order No.	<a href="#">1677120000</a>	Accessories, Cross-connector, 24 A	
GTIN (EAN)	4008190467678		
Qty.	50 ST		

### End plates and partition plates



Partition plates and end plates are essential accessories for terminal blocks. Partition plates provide optical and electrical separation of different potentials and functional groups, increasing safety and ensuring a clear structure inside the control cabinet. End plates close the terminal block row on the sides, protect against contact with live parts, and ensure a clean, stable finish. Both components are precisely matched to the respective Weidmüller terminal block series, contributing to safe, compliant, and professional wiring.

### General ordering data

Type	ZAP ZDUB	Version	
Order No.	<a href="#">1704750000</a>	Z-series, End plate	
GTIN (EAN)	4008190948405		
Qty.	50 ST		
Type	ZAP ZDUB BL	Version	
Order No.	<a href="#">1704760000</a>	Z-series, End plate	
GTIN (EAN)	4008190948412		
Qty.	50 ST		
Type	ZAP ZDUB OR	Version	
Order No.	<a href="#">1704770000</a>	Z-series, End plate	
GTIN (EAN)	4008190948429		
Qty.	50 ST		
Type	ZTW ZDUB	Version	
Order No.	<a href="#">1704340000</a>	Z-series, Partition plate	
GTIN (EAN)	4008190948597		
Qty.	50 ST		
Type	ZBB ZDUB	Version	
Order No.	<a href="#">1704740000</a>	Accessories, Fixing bracket	
GTIN (EAN)	4008190948399		
Qty.	50 ST		

## ZDUB 2.5-2/4AN/DB

**Weidmüller Interface GmbH & Co. KG**  
 Klingenbergstraße 26  
 D-32758 Detmold  
 Germany

[www.weidmueller.com](http://www.weidmueller.com)

## Accessories

### Mounting support



We offer a broad portfolio of mounting support for easy handling and supplementation of our products. From various tools to insulating sleeves and various screws, our components are matched to each other down to the last detail and thus facilitate assembly in compliance with the respective standards and protective regulations.

### General ordering data

Type	MOFU 15/35 ZDUB	Version	
Order No.	<a href="#">1723660000</a>	Accessories, Mounting foot	
GTIN (EAN)	4008190975531		
Qty.	50 ST		

### Custom printing



The Dekafix (DEK) marker is the universal marker for all conductor and plug-in connectors as well as for electronic sub-assemblies. The system is ideal for short number sequences and covers a wide range of ready-printed markers.

Strips for fast installation in only one work step. The printing is easy to read, rich in contrast and available in various widths.

- Large range of ready-to-use markers
  - Strips for fast installation
  - Terminal markers, suitable for all Weidmüller cable connectors
  - Available as blank MultiCard or with standard printing
- For custom printing: Please send us a file of our labeling software M-Print PRO or M-Print PRO Online (without installation) for your labeling specifications.

### General ordering data

Type	DEK 5/5 MC SDR	Version	
Order No.	<a href="#">1609810000</a>	Dekafix, Terminal marker, 5 x 5 mm, Pitch in mm (P): 5.00	
GTIN (EAN)	4008190456597	Weidmueller, To customer specification	
Qty.	200 ST		


## ZDUB 2.5-2/4AN/DB

**Weidmüller Interface GmbH & Co. KG**  
 Klingenbergstraße 26  
 D-32758 Detmold  
 Germany

www.weidmueller.com

## Accessories

## Blank



ZS markers - in proven MultiCard-format - have been developed specifically for the Z-series. They have a large printing area. The hinged mechanism even allows access to cross-connectors without dismantling. Quick installation is guaranteed by the fact that the single tags are clipped on in strips. The single tags are easy to separate.


- Hinged marker area
- Can be fitted in strips or individually
- Markers in proven MultiCard format

For custom printing: Please send us a file of our labeling software M-Print PRO or M-Print PRO Online (without installation) for your labeling specifications.

## General ordering data

Type	ZS 10/5 MC NE WS	Version	
Order No.	<a href="#">1610000000</a>	ZS, Terminal marker, 10 x 5 mm, Pitch in mm (P): 5.00 Weidmueller,	
GTIN (EAN)	4008190263171	Allen-Bradley, white	
Qty.	480 ST		

## Marker holder



The marker holder offer the possibility of additional mounting of standard markers with a pitch of 5 or 5.1 mm. The angled holders can be optionally snapped together and could be mounted in all standard marking channels of the Klippon® Connect modular terminal blocks. Fitting marker types could be found under the respective accessories of the designation marking holder.

## General ordering data

Type	BZT 1 WS 10/5	Version	
Order No.	<a href="#">1805490000</a>	Accessories, Marker holder	
GTIN (EAN)	4032248270231		
Qty.	100 ST		
Type	BZT 1 ZA WS 10/5	Version	
Order No.	<a href="#">1805520000</a>	Accessories, Marker holder	
GTIN (EAN)	4032248270248		
Qty.	100 ST		

## ZDUB 2.5-2/4AN/DB

**Weidmüller Interface GmbH & Co. KG**  
Klingenbergstraße 26  
D-32758 Detmold  
Germany

[www.weidmueller.com](http://www.weidmueller.com)

## Accessories

### Slotted screwdriver



VDE insulated screwdriver sets, for working on live parts up to 1000 V AC and 1500 V DC, DIN EN 60900. IEC 900. Each piece is "GS" safety tested. Blade made from fully hardened, high-alloy chromium-vanadium-molybdenum steel, gun-metal finish.

### General ordering data

Type	SDIS SLIM 0.6X3.5X100	Version	
Order No.	<a href="#">2749610000</a>	Mounting tool, Blade width (B): 3.5 mm, Blade length: 100 mm, Blade	
GTIN (EAN)	4050118896350	thickness (A): 0.6 mm	
Qty.	1 ST		