

136-134 20W 3000K specific configuration

Refl downl matt | Ø228mm | white | 3-CCT | 13~25W | EU plug

Introduction

Purpose of this Document

This document provides information for 136-134 20W 3000K. During measurement, the product is used in a different mode where output power, colour temperature and/or beam angle are changed from factory standard. These adjustments can be made without altering the product and are designed to be set by the installer. In most cases, the options are set through switches on the product.

Results

Total input power	19.2 W
Correlated Colour Temperature	2944 K
Total lumen output	2289 lm
Efficiency	120 lm/W

Electrical measurement details

Input Power

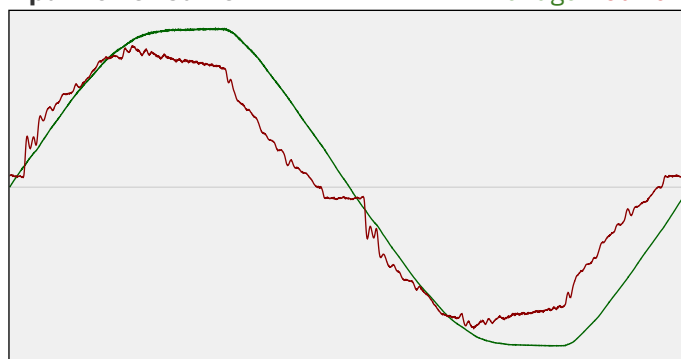
RMS Input voltage feed. V_{RMS}	232 V
RMS Input current feed. I_{RMS}	0.086 A
Total input power	19.2 W

Frequency of input power	50 Hz
Power factor	0.96
Displacement power factor	0.97

Total harmonic distortion of the current	10.79%
Total harmonic distortion of the voltage	3.01%

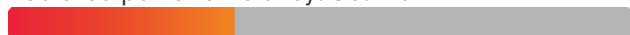
Input Power Curve

Voltage - Current



Efficiency

Radiated power efficiency: 36.7%



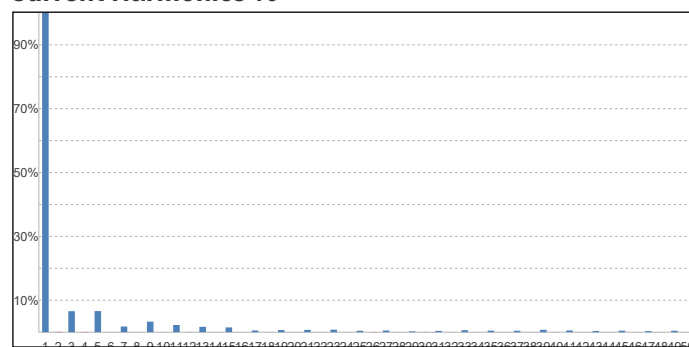
Lumen efficiency: 120 lm/W



Harmonics

3rd Harmonic	6.58%
5th Harmonic	6.62%
7th Harmonic	1.79%
9th Harmonic	3.3%
11th Harmonic	2.25%

Current Harmonics %



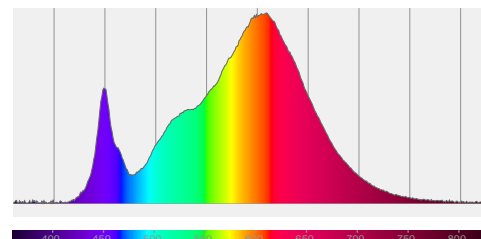
136-134 20W 3000K specific configuration

Colour measurement details

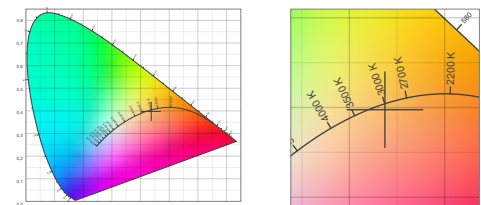
Total lumen output 2289 lm
 Correlated Colour Temperature 2944 K
 Colour coordinates CIE 1931 (x;y) = (0.437;0.398)
 Colour deviation from BBL Duv = -0.0027

TM30-18 Colour Fidelity Index R_f 84.2
 TM30-18 Colour Gamut Index R_g 97.9
 Colour Rendering Index (Ra) CRI 83.0
 Colour Rendering Index. (red component) $R_9 = 7.4$

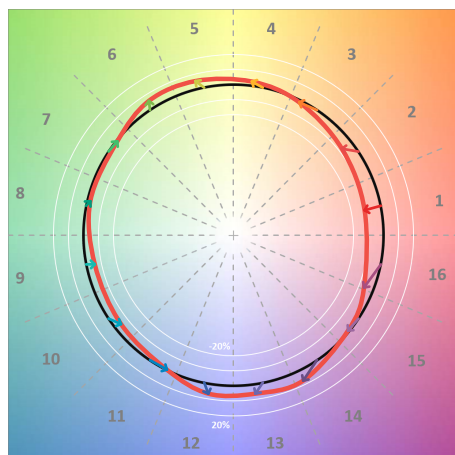
Colour Quality Scale CQS = 81.4
 Television Lighting Consistency Index TLCI = 66



Relative spectral power distribution



TM30 details

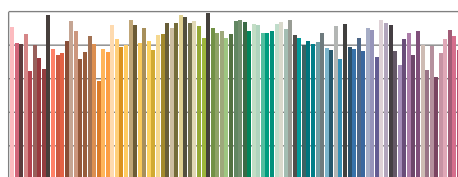


TM30 Colour vectors per hue bin

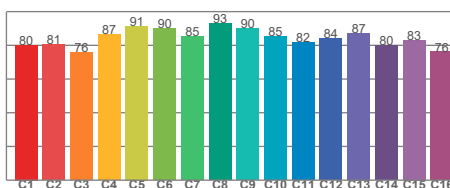


TM30 Colour distortion

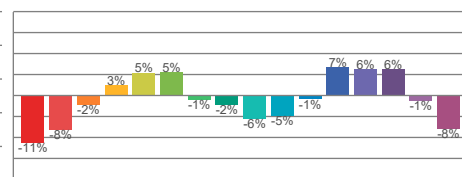
Hue Bin	R_f	Shifts (%)	
		Chroma	Hue
C1	80	-11%	-1%
C2	81	-8%	8%
C3	76	-2%	13%
C4	87	3%	8%
C5	91	5%	5%
C6	90	5%	-3%
C7	85	-1%	-9%
C8	93	-2%	-4%
C9	90	-6%	1%
C10	85	-5%	8%
C11	82	-1%	13%
C12	84	7%	4%
C13	87	6%	-6%
C14	80	6%	-15%
C15	83	-1%	-10%
C16	76	-8%	-17%



TM30-18 R_f -values per reference colour

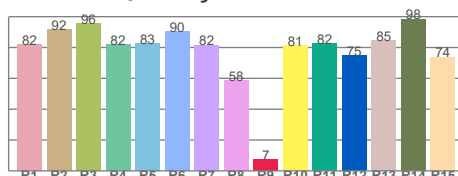


TM30-18 R_f -values per hue bin

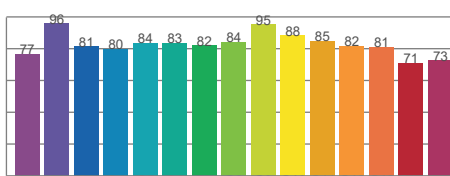


TM30 Chroma shift

Colour Quality details



Colour Rendering Index



Colour Quality Scale