

136-330 11W specific configuration

Adj. downl | white | Ø96mm | 24° | 3000K | 7~11W | EU plug

Introduction

Purpose of this Document

This document provides information for 136-330 11W. During measurement, the product is used in a different mode where output power, colour temperature and/or beam angle are changed from factory standard. These adjustments can be made without altering the product and are designed to be set by the installer. In most cases, the options are set through switches on the product.

Results

Total input power	11.1 W
Correlated Colour Temperature	3036 K
Total lumen output	764 lm
Efficiency	69 lm/W

Electrical measurement details

Input Power

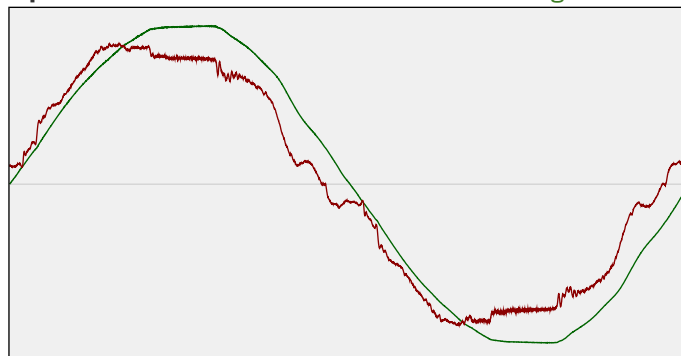
RMS Input voltage feed. V_{RMS}	230 V
RMS Input current feed. I_{RMS}	0.049 A
Total input power	11.1 W

Frequency of input power	50.1 Hz
Power factor	0.97
Displacement power factor	0.98

Total harmonic distortion of the current	9.95%
Total harmonic distortion of the voltage	2.43%

Input Power Curve

Voltage - Current



Efficiency

Radiated power efficiency: 22.2%



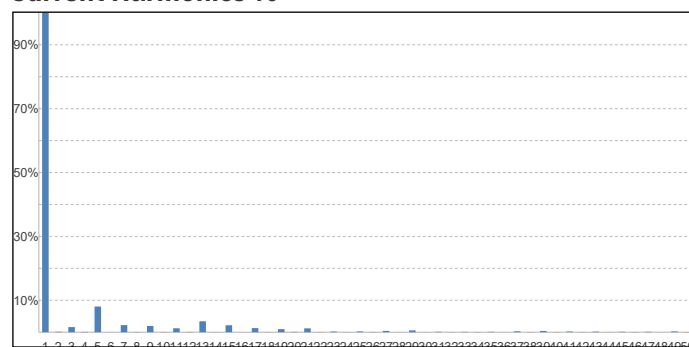
Lumen efficiency: 69 lm/W



Harmonics

3rd Harmonic	1.6%
5th Harmonic	8.03%
7th Harmonic	2.22%
9th Harmonic	1.94%
11th Harmonic	1.23%

Current Harmonics %



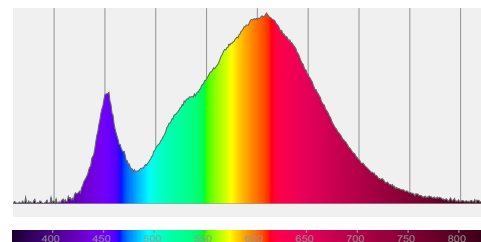
136-330 11W specific configuration

Colour measurement details

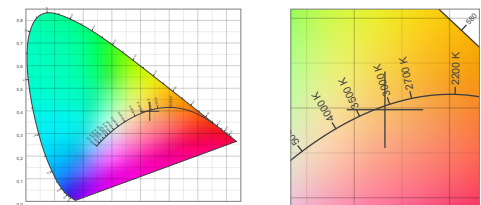
Total lumen output 764 lm
 Correlated Colour Temperature 3036 K
 Colour coordinates CIE 1931 (x;y) = (0.432;0.398)
 Colour deviation from BBL Duv = -0.0017

TM30-18 Colour Fidelity Index R_f 84.0
 TM30-18 Colour Gamut Index R_g 98.2
 Colour Rendering Index (Ra) CRI 83.3
 Colour Rendering Index. (red component) $R_9 = 20.6$

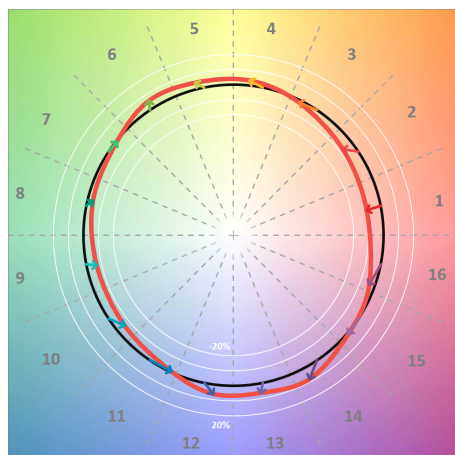
Colour Quality Scale CQS = 81.4
 Television Lighting Consistency Index TLCI = 72



Relative spectral power distribution



TM30 details

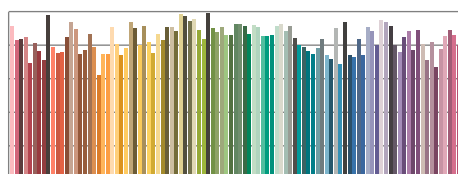


TM30 Colour vectors per hue bin

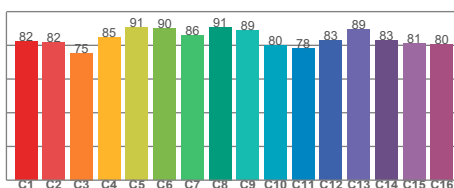


TM30 Colour distortion

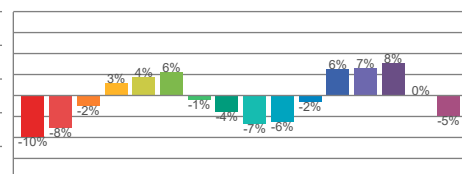
Hue Bin	R_f	Shifts (%)	
		Chroma	Hue
C1	82	-10%	-1%
C2	82	-8%	7%
C3	75	-2%	13%
C4	85	3%	9%
C5	91	4%	5%
C6	90	6%	-3%
C7	86	-1%	-9%
C8	91	-4%	-4%
C9	89	-7%	2%
C10	80	-6%	10%
C11	78	-2%	16%
C12	83	6%	7%
C13	89	7%	-3%
C14	83	8%	-11%
C15	81	0%	-12%
C16	80	-5%	-15%



TM30-18 R_f -values per reference colour

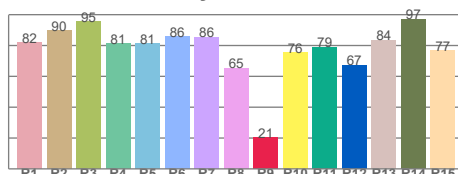


TM30-18 R_f -values per hue bin

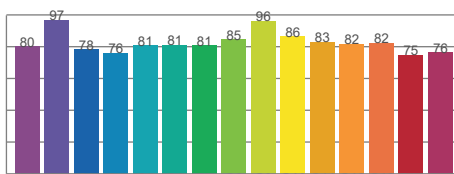


TM30 Chroma shift

Colour Quality details



Colour Rendering Index



Colour Quality Scale