

## 136-331 10W specific configuration

Adj. downl | white | Ø96mm | 24° | 4000K | 7~11W | EU plug

## Introduction

### Purpose of this Document

This document provides information for 136-331 10W. During measurement, the product is used in a different mode where output power, colour temperature and/or beam angle are changed from factory standard. These adjustments can be made without altering the product and are designed to be set by the installer. In most cases, the options are set through switches on the product.

### Results

Total input power	9.9 W
Correlated Colour Temperature	3988 K
Total lumen output	717 lm
Efficiency	73 lm/W

## Electrical measurement details

### Input Power

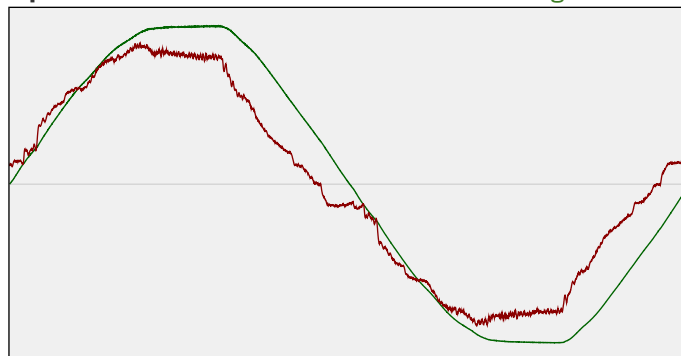
RMS Input voltage feed. $V_{RMS}$	235 V
RMS Input current feed. $I_{RMS}$	0.044 A
Total input power	9.9 W

Frequency of input power	50 Hz
Power factor	0.96
Displacement power factor	0.97

Total harmonic distortion of the current	10.36%
Total harmonic distortion of the voltage	2.59%

### Input Power Curve

Voltage - Current



### Efficiency

Radiated power efficiency: 22.4%



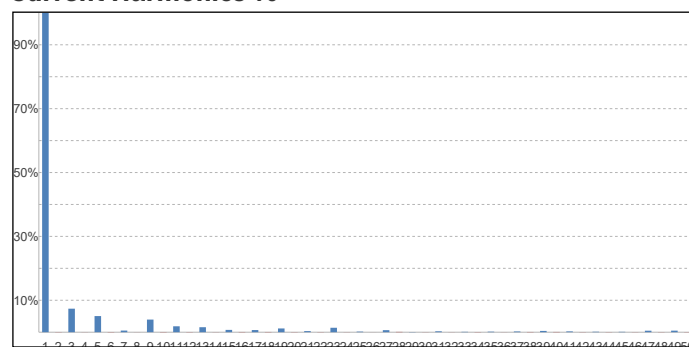
Lumen efficiency: 73 lm/W



### Harmonics

3rd Harmonic	7.36%
5th Harmonic	5.05%
7th Harmonic	0.51%
9th Harmonic	3.95%
11th Harmonic	1.85%

### Current Harmonics %



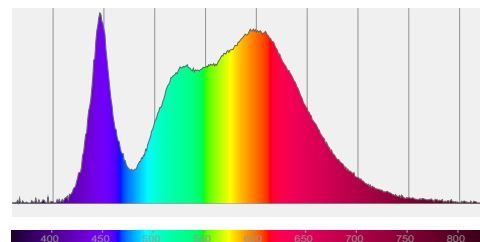
## 136-331 10W specific configuration

### Colour measurement details

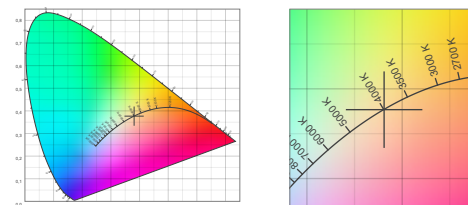
Total lumen output 717 lm  
 Correlated Colour Temperature 3988 K  
 Colour coordinates CIE 1931 (x;y) = (0.381;0.377)  
 Colour deviation from BBL Duv = -0.0002

TM30-18 Colour Fidelity Index  $R_f$  84.5  
 TM30-18 Colour Gamut Index  $R_g$  99.9  
 Colour Rendering Index (Ra) CRI 84.6  
 Colour Rendering Index. (red component)  $R_9 = 20.0$

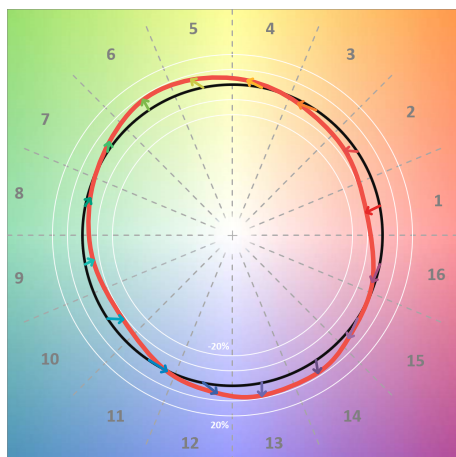
Colour Quality Scale CQS = 84.1  
 Television Lighting Consistency Index TLCI = 68



Relative spectral power distribution



### TM30 details

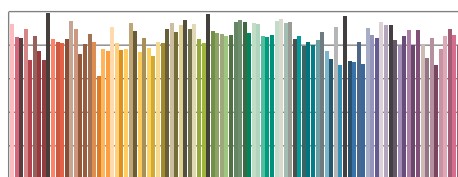


TM30 Colour vectors per hue bin

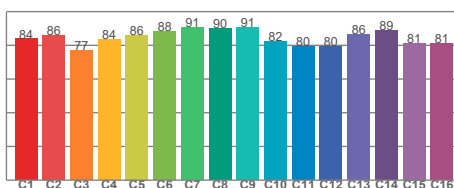


TM30 Colour distortion

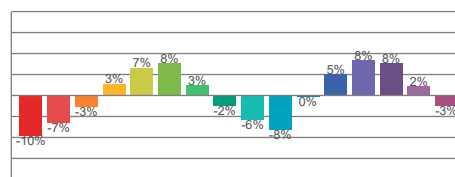
Hue Bin	$R_f$	Shifts (%)	
		Chroma	Hue
C1	84	-10%	-3%
C2	86	-7%	5%
C3	77	-3%	12%
C4	84	3%	10%
C5	86	7%	7%
C6	88	8%	-1%
C7	91	3%	-6%
C8	90	-2%	-5%
C9	91	-6%	-2%
C10	82	-8%	6%
C11	80	0%	14%
C12	80	5%	10%
C13	86	8%	-2%
C14	89	8%	-4%
C15	81	2%	-14%
C16	81	-3%	-12%



TM30-18  $R_f$ -values per reference colour

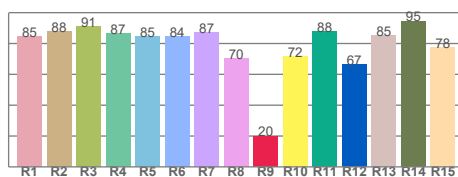


TM30-18  $R_f$ -values per hue bin

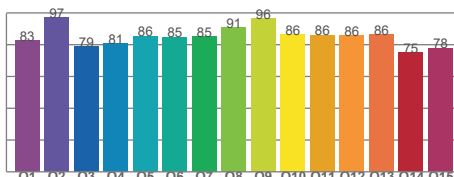


TM30 Chroma shift

### Colour Quality details



Colour Rendering Index



Colour Quality Scale