

136-332 15W specific configuration

Adj. downl | white | Ø145mm | 24° | 3000K | 6~15W | EU plug

Introduction

Purpose of this Document

This document provides information for 136-332 15W. During measurement, the product is used in a different mode where output power, colour temperature and/or beam angle are changed from factory standard. These adjustments can be made without altering the product and are designed to be set by the installer. In most cases, the options are set through switches on the product.

Results

Total input power	14.2 W
Correlated Colour Temperature	3094 K
Total lumen output	1726 lm
Efficiency	121 lm/W

Electrical measurement details

Input Power

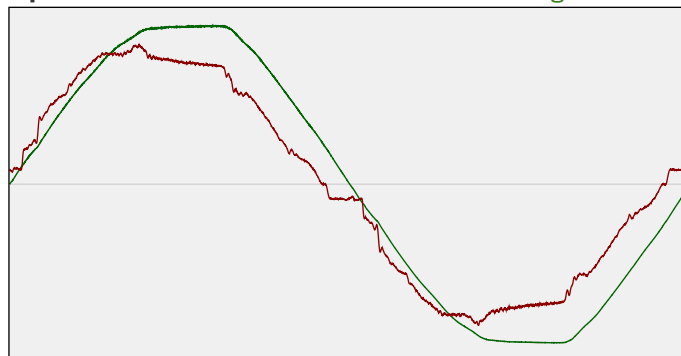
RMS Input voltage feed. V_{RMS}	228 V
RMS Input current feed. I_{RMS}	0.065 A
Total input power	14.2 W

Frequency of input power	50 Hz
Power factor	0.97
Displacement power factor	0.97

Total harmonic distortion of the current	8.45%
Total harmonic distortion of the voltage	2.68%

Input Power Curve

Voltage - Current



Efficiency

Radiated power efficiency: 37.1%



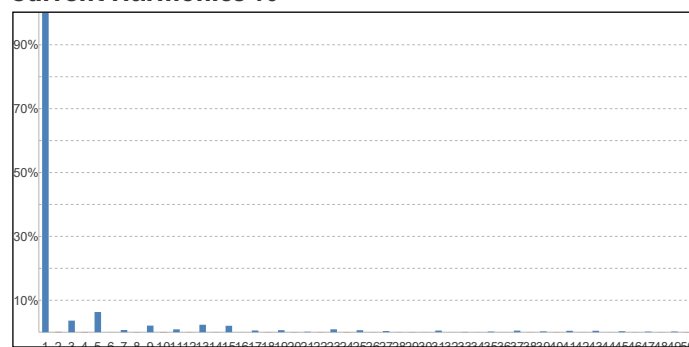
Lumen efficiency: 121 lm/W



Harmonics

3rd Harmonic	3.62%
5th Harmonic	6.32%
7th Harmonic	0.68%
9th Harmonic	2.06%
11th Harmonic	0.89%

Current Harmonics %



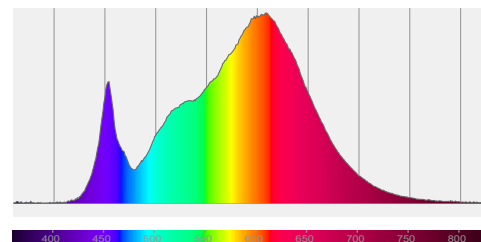
136-332 15W specific configuration

Colour measurement details

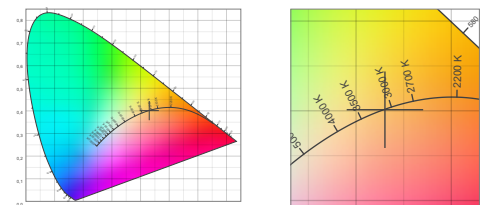
Total lumen output 1726 lm
 Correlated Colour Temperature 3094 K
 Colour coordinates CIE 1931 (x;y) = (0.430;0.401)
 Colour deviation from BBL Duv = -0.0002

TM30-18 Colour Fidelity Index R_f 86.4
 TM30-18 Colour Gamut Index R_g 96.7
 Colour Rendering Index (Ra) CRI 85.0
 Colour Rendering Index. (red component) $R_9 = 15.1$

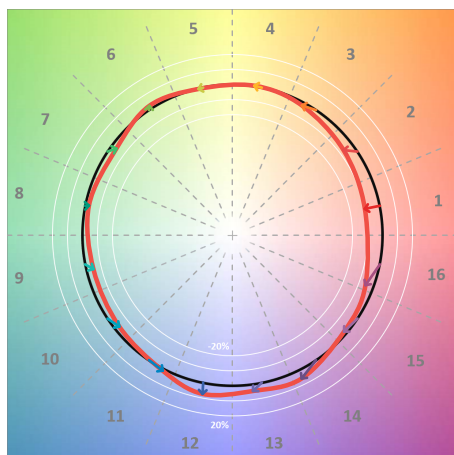
Colour Quality Scale CQS = 84.1
 Television Lighting Consistency Index TLCI = 73



Relative spectral power distribution



TM30 details

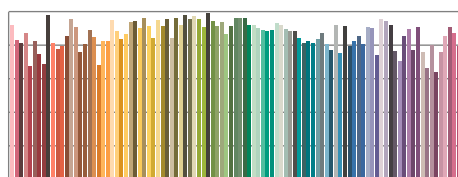


TM30 Colour vectors per hue bin

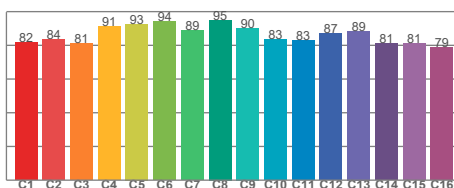


TM30 Colour distortion

Hue Bin	R_f	Shifts (%)	
		Chroma	Hue
C1	82	-10%	0%
C2	84	-7%	6%
C3	81	-3%	9%
C4	91	0%	5%
C5	93	0%	3%
C6	94	2%	-2%
C7	89	-4%	-5%
C8	95	-2%	-1%
C9	90	-5%	4%
C10	83	-4%	9%
C11	83	1%	11%
C12	87	7%	1%
C13	89	4%	-7%
C14	81	5%	-15%
C15	81	-3%	-12%
C16	79	-7%	-15%



TM30-18 R_f -values per reference colour

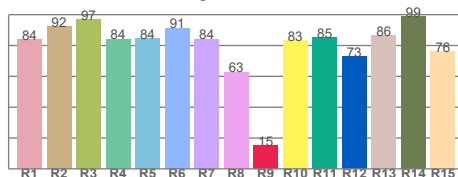


TM30-18 R_f -values per hue bin

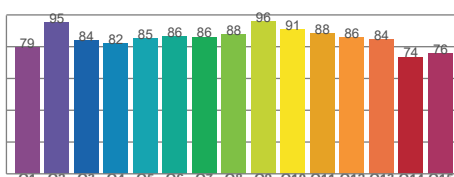


TM30 Chroma shift

Colour Quality details



Colour Rendering Index



Colour Quality Scale