



## PHOTOMETRIC LIGHT REPORT

**Refl downl | black |  
Ø172mm | 60° | 3-CCT |  
13~25W | EU plug**

**Article number: 136-454**



Go to the  
webshop  
of Tronix  
Lighting



**TRONIX**



136-454 Refl downl | black | Ø172mm | 60° | 3-CCT | 13~25W | EU plug

## Introduction

### Purpose of this Document

This document provides accurate and objective photometric data for Tronix Lighting item 136-454. All information is based on actual measurements taken from standard production units. No modifications were made to enhance performance results. In some cases, minor adjustments—such as temporary removal of covers, cables, or mounting features—were necessary for testing purposes. These did not influence product performance.

### Test Methodology

Testing was conducted using randomly selected, unopened samples from regular inventory. All tests comply with the LM-79-19 standard, the recognized method for photometric and electrical measurements of LED and OLED luminaires. This standard, an update of IES LM-79-2008, outlines environmental test conditions, stabilization procedures, measurement methods, and approved instruments. It uses absolute photometry, meaning results directly reflect the performance of the tested product, without comparison to rated lamp standards.

### Product 136-454 was tested using:

- A photogoniometer to measure luminous intensity distribution at various angles
- An integrating sphere to determine total luminous flux and colour characteristics

### Compliance & Certification

Item 136-454 meets the requirements of the following EU directives. Tronix Lighting certifies that all relevant tests were executed in accordance with the applicable standards, and the CE mark is applied accordingly:

- General Product Safety – Directive 2023/988/EC
- Low Voltage Directive (LVD) – Directive 2014/35/EU
- Electromagnetic Compatibility (EMC) – Directive 2004/108/EC
- Ecodesign – Directive 2009/125/EC
- RoHS 3 – Directive 2011/65/EU + Amendment 2015/863/EU

### Recycling & Sustainability

Tronix Lighting is affiliated with national recycling systems for electrical and electronic waste. The luminaire is over 90% recyclable when disposed of as electronic waste at end of life. In addition, Tronix Lighting participates in national packaging recycling schemes, ensuring full compliance with both the WEEE and packaging directives.



136-454 Refl downl | black | Ø172mm | 60° | 3-CCT | 13~25W | EU plug

### Laboratory and equipment

Laboratory owner and location	Tronix Lighting BV. Uden. The Netherlands
Gonio spectrometer system and type	Viso Systems Type C. horizontal
Spectrometer manufacturer and model	(Gonio) Ocean Optics STS VIS (Sphere) Admesy HERA VIS 380–780nm
Flicker meter manufacturer and model	Viso Systems LabFlicker
Oscilloscope manufacturer and model	Tektronix MDO3024 oscilloscope (4 Channels. 200 MHz)
Power meter manufacturer and model	Vitretek PA900 Precision Multi-Channel Harmonic Power Analyzer
Power source manufacturer and model	(DC) Keithley Source Measure Unit SMU-2420 3A DC Source Meter (AC) Chroma 61601 AC Source
Datalogger Manufacturer and Model	Omega 8-Channel Thermocouple Thermometer/Data Logger

### Measurement conditions gonio spectrometer

Number of C-planes and Resolution	2 planes – 180°
γ (gamma)-Resolution	1°
Test Distance	1.81 m
Room Temperature and Humidity	22°C +/- 10% – RH 50% +/- 20%
Input Power. Power and Displacement Factors	23.0 W – PF 0.97 – DPF 0.97
Frequency of Input Power	50 Hz
Warm-up Time and Variation	Lamp stabilized in 15 min 2 sec --1.0%

### Tested light source

Manufacturer and Order Code	Tronix Lighting – 136-454
Product Description	Refl downl   black   Ø172mm   60°   3-CCT   13~25W   EU plug

### Main Light Measurement Results

Output – Total Lumen (Up% / Down%)	2270 lm – 0% / 100%
Efficiency	99 lm/W
Energy efficiency class	F
Peak Intensity and Beam Angle	2257 cd – 61.6°
Correlated Colour Temperature	CCT = 4109 K
Colour Shift. CIE duv	Duv -0.0048
Colour Rendering Index	CRI 86.7
Colour Rendering TM30-18	R <sub>f</sub> 84.5 – R <sub>g</sub> 95.7
Television Lighting Consistency Index	TLCI = 74
Flicker	SVM 0 – PstLM 0.03



136-454 Refl downl | black | Ø172mm | 60° | 3-CCT | 13~25W | EU plug

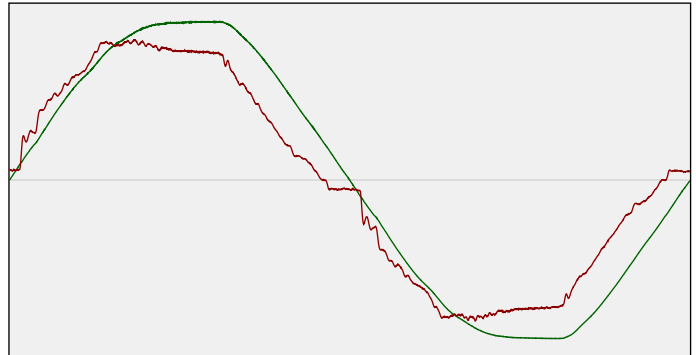
Electrical measurement details

**Input Power**

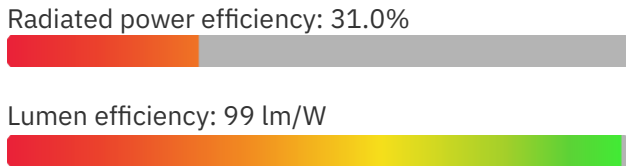
RMS Input voltage feed. $V_{RMS}$	231 V
RMS Input current feed. $I_{RMS}$	0.103 A
Total input power	23.0 W
Frequency of input power	50 Hz
Power factor	0.97
Displacement power factor	0.97
Total harmonic distortion of the current	8.92%
Total harmonic distortion of the voltage	2.89%

**Input Power Curve**

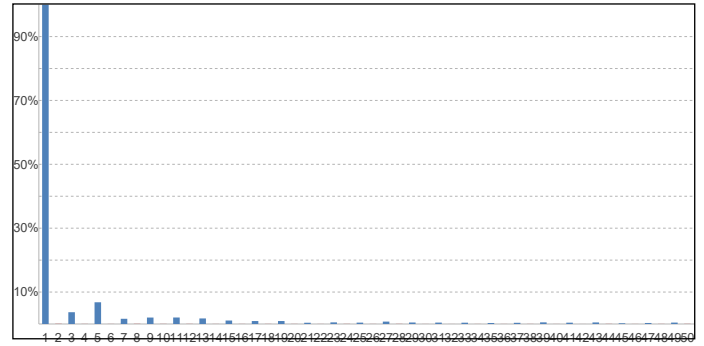
Voltage - Current



**Efficiency**



**Current Harmonics %**



**Harmonics**

3rd Harmonic	3.68%
5th Harmonic	6.8%
7th Harmonic	1.63%
9th Harmonic	2.02%
11th Harmonic	2.03%

Stabilization Details

**Warm-up Conditions**

Stable period	15 min
Stable change max	2.0%
Minimum warm-up time	15 min

**Colour temperature change during warm-up**

CCT start	4078 K
CCT shift	+31 K
CCT end	4109 K

**Warm-up Results**

Total warmup time	Lamp stabilized in 15 min 2 sec
Warmup variation	-1.0%

**Output intensity change during warm-up**

Output start	2291 lm
Output change	-21 lm
Output end	2270 lm



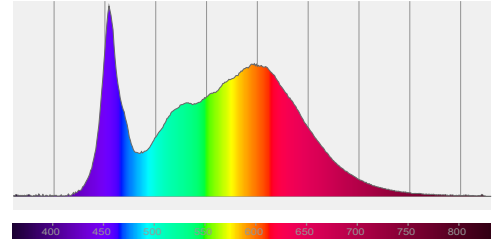
136-454 Refl downl | black | Ø172mm | 60° | 3-CCT | 13~25W | EU plug

## Colour measurement details

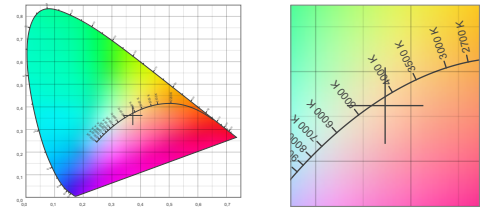
Total lumen output 2270 lm  
 Correlated Colour Temperature 4109 K  
 Colour coordinates CIE 1931 (x;y) = (0.373;0.362)  
 Colour deviation from BBL Duv = -0.0048

TM30-18 Colour Fidelity Index  $R_f$  84.5  
 TM30-18 Colour Gamut Index  $R_g$  95.7  
 Colour Rendering Index (Ra) CRI 86.7  
 Colour Rendering Index. (red component)  $R_9 = 25.7$

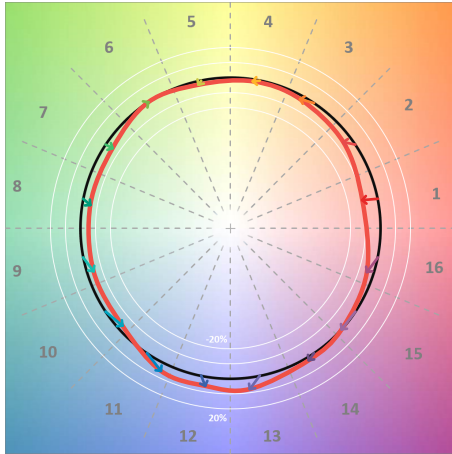
Colour Quality Scale CQS = 83.4  
 Television Lighting Consistency Index TLCI = 74



Relative spectral power distribution



## TM30 details

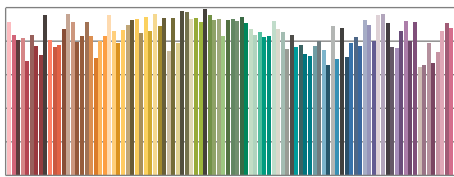


TM30 Colour vectors per hue bin

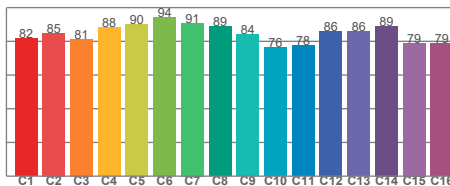


TM30 Colour distortion

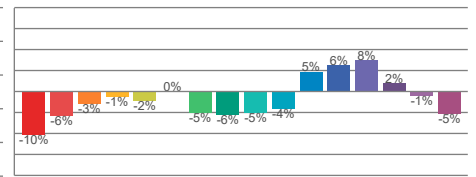
Hue Bin	$R_f$	Shifts (%)	
		Chroma	Hue
C1	82	-10%	1%
C2	85	-6%	6%
C3	81	-3%	9%
C4	88	-1%	4%
C5	90	-2%	2%
C6	94	0%	-1%
C7	91	-5%	-1%
C8	89	-6%	3%
C9	84	-5%	10%
C10	76	-4%	14%
C11	78	5%	14%
C12	86	6%	4%
C13	86	8%	-8%
C14	89	2%	-6%
C15	79	-1%	-15%
C16	79	-5%	-11%



TM30-18  $R_f$ -values per reference colour

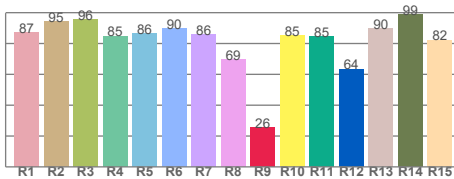


TM30-18  $R_f$ -values per hue bin

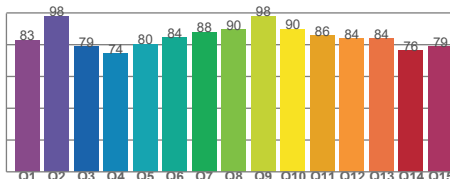


TM30 Chroma shift

## Colour Quality details



Colour Rendering Index



Colour Quality Scale

Document revision date: 1-7-2025 Measurement serial: VFR-250131-1867-MS



136-454 Refl downl | black | Ø172mm | 60° | 3-CCT | 13~25W | EU plug

Flicker / temporal light artefacts details

**Measurement conditions**

Flicker meter type	Viso Systems LabFlicker
Flicker/TLA sample rate	20000 samples/s
Measurement time	5x 180 seconds (15 minutes) for PstLM. 1.2 sec for all other indices

**Flicker indices according to Illuminating Engineering Society (IES)**

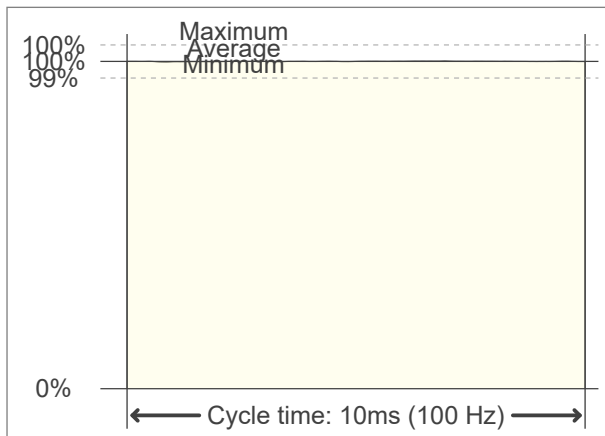
Flicker frequency	100 Hz
Percent flicker	0.25 %
Flicker index	0

**TLA indices (according IEC TR 61547-1, EN 61000-3-3 and EN 61000-4-15)**

An LED luminaire is considered flicker-free if the SVM value is  $\leq 0.4$  and if the PstLM value is  $\leq 1.0$

PstLM value (F < 80 Hz)	0.03
SVM value (80 < F < 2000 Hz)	0

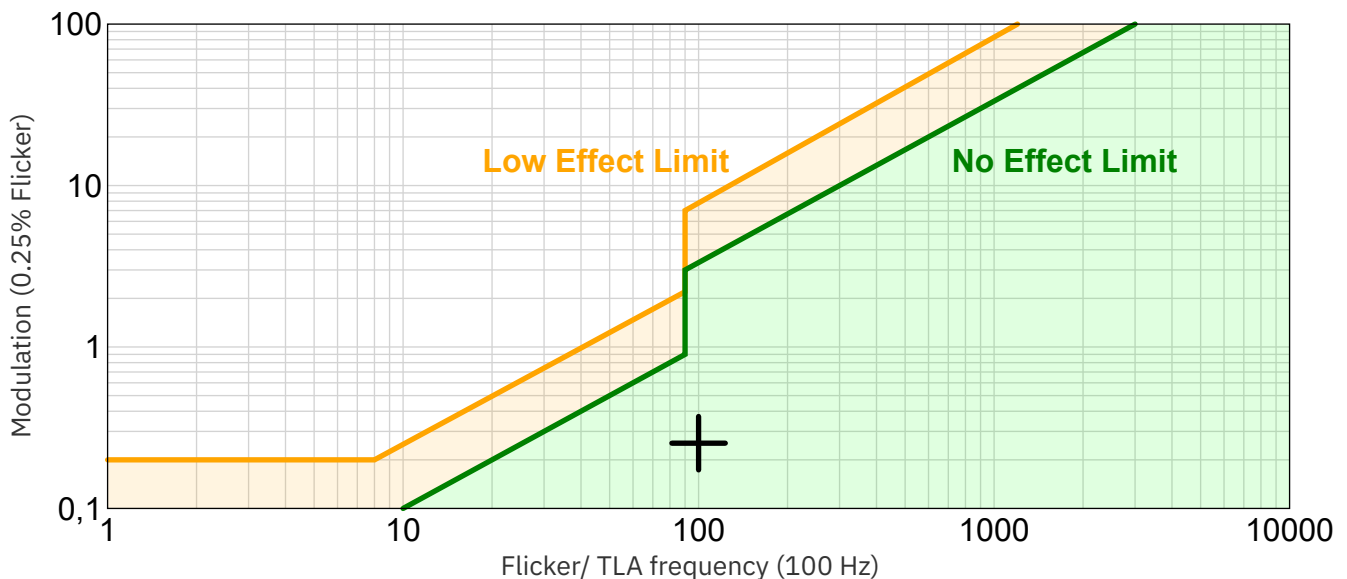
**Flicker frame (one flicker period in time domain)**



**Flicker FFT (flicker curve in frequency domain)**



**IEEE 1789-2015 Lighting Flicker Risk Zones**



Document revision date: 1-7-2025 Measurement serial: VFR-250131-1867-MS

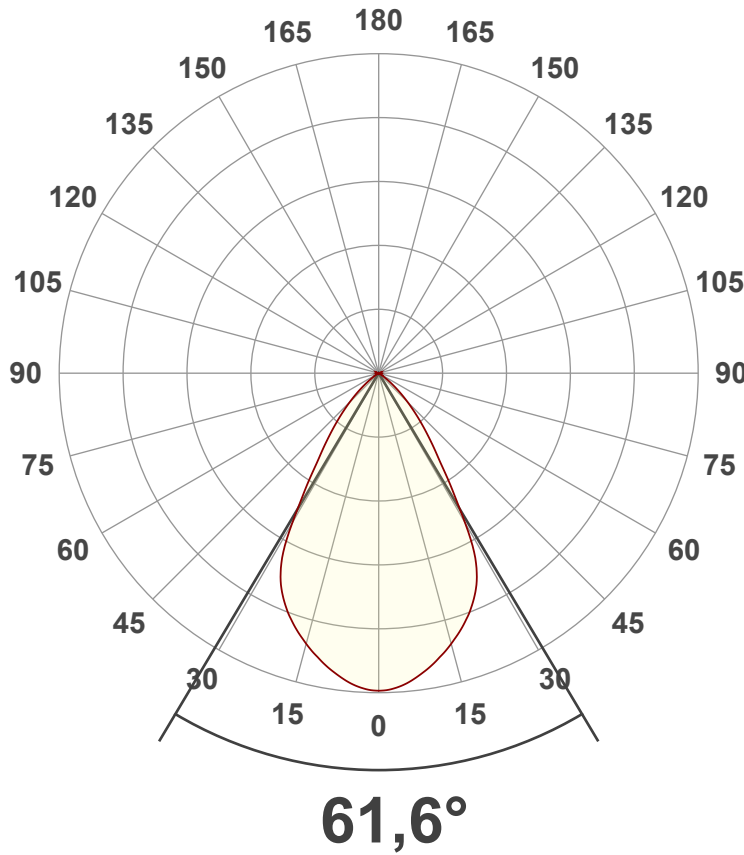


136-454 Refl downl | black | Ø172mm | 60° | 3-CCT | 13~25W | EU plug

Beam angle

**Luminous Intensity diagram**

Unit: 0-100% of peak intensity



**Main Values**

Output (total Lumen)	2270 lm
Lumen Up/Down	0% / 100%
Peak Intensity	2257 cd
Beam Angle (50%)	61.6°
Beam Angle (90%)	61.6°
Beam Angle (10%)	61.6°

**Cut-off Angle**

Average 2.5%	108.4°
--------------	--------

**Field Angle**

Average 10%	94.1°
-------------	-------

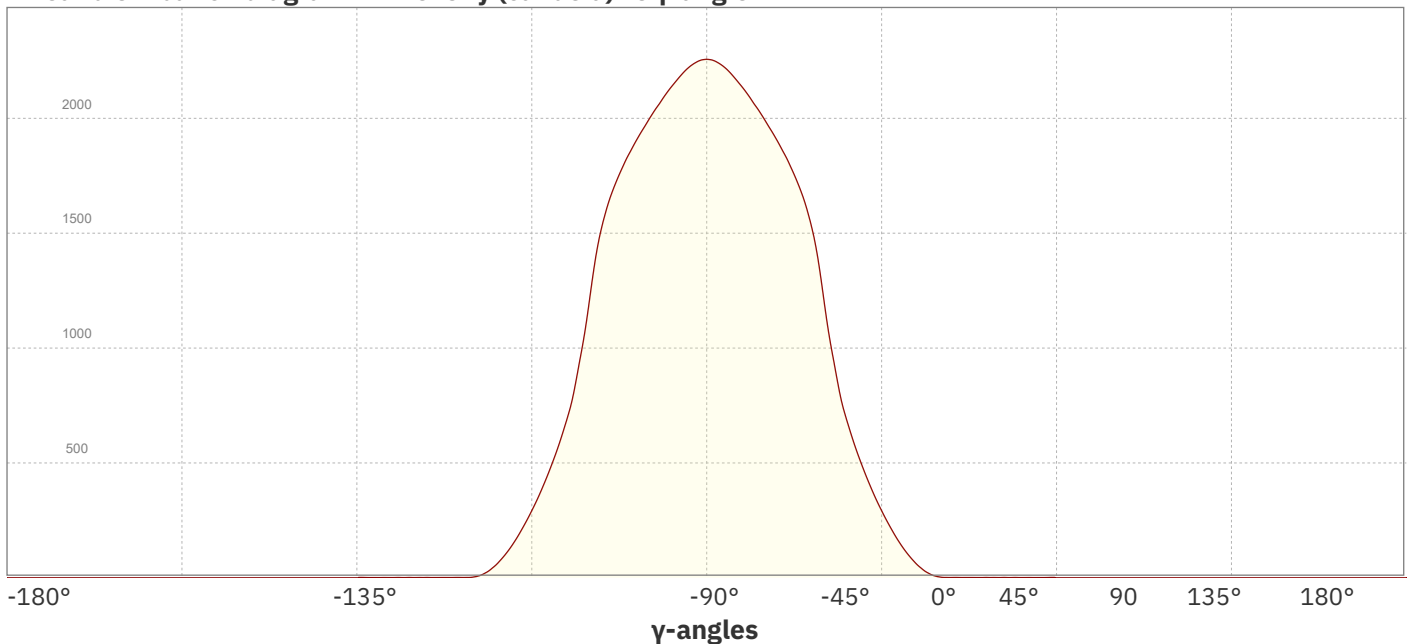
**Intensity Ratio**

In 120° cone	99.8%
In 90° cone	94.0%

**C planes**

- C000-C180
- C090-C270

**Linear distribution diagram - Intensity (candela) vs  $\gamma$ -angle**

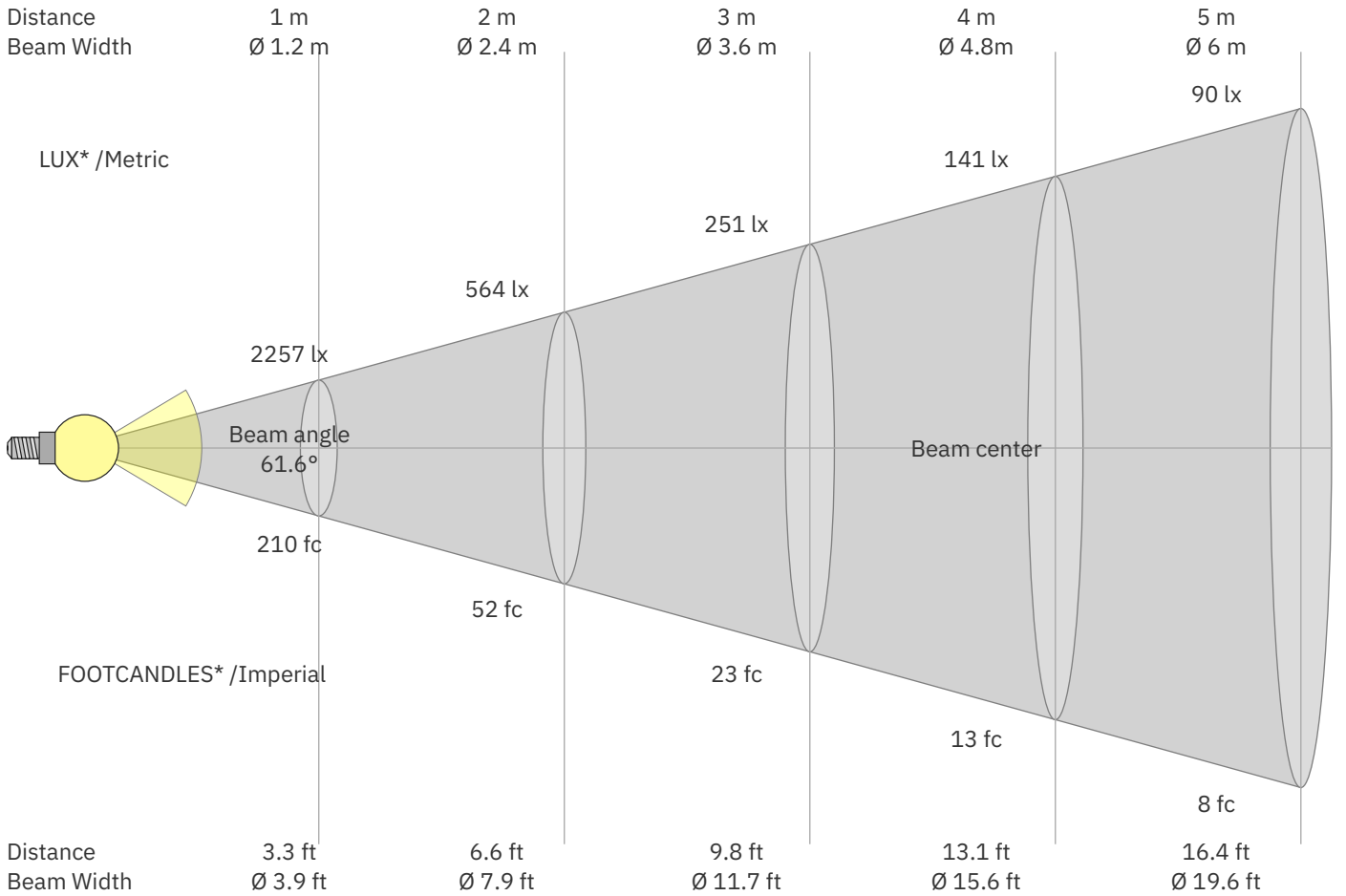


Document revision date: 1-7-2025 Measurement serial: VFR-250131-1867-MS



136-454 Refl downl | black | Ø172mm | 60° | 3-CCT | 13~25W | EU plug

Beam Details



\*Measured at center of beam

Beam intensities from 1 – 20 m

1	2	3	4	5	6	7	8	9	10	11	12	13	14	15	16	17	18	19	20	m
3.3	6.6	9.8	13.1	16.4	19.7	23	26.2	29.5	32.8	36.1	39.4	42.7	45.9	49.2	52.5	55.8	59.1	62.3	65.6	ft
2257	564	251	141	90	63	46	35	28	23	19	16	13	12	10	9	8	7	6	6	lux
209.7	52.4	23.3	13.1	8.4	5.8	4.3	3.3	2.6	2.1	1.7	1.5	1.2	1.1	0.9	0.8	0.7	0.6	0.6	0.5	fc

Intensities in 0° c-plane

0°	2°	4°	6°	8°	10°	12°	14°	16°	18°	20°	22°	24°	26°	28°	30°	32°	34°	36°	38°	γ
2257	2250	2229	2199	2159	2117	2068	2018	1963	1906	1844	1774	1693	1590	1447	1227	1006	824	688	581	cd
100%	100%	99%	97%	96%	94%	92%	89%	87%	84%	82%	79%	75%	70%	64%	54%	45%	37%	30%	26%	of 0°val

Intensities in 90° c-plane

0°	2°	4°	6°	8°	10°	12°	14°	16°	18°	20°	22°	24°	26°	28°	30°	32°	34°	36°	38°	γ
2257	2250	2229	2199	2159	2117	2068	2018	1963	1906	1844	1774	1693	1590	1447	1227	1006	824	688	581	cd
100%	100%	99%	97%	96%	94%	92%	89%	87%	84%	82%	79%	75%	70%	64%	54%	45%	37%	30%	26%	of 0°val

Intensities in 180° c-plane

0°	2°	4°	6°	8°	10°	12°	14°	16°	18°	20°	22°	24°	26°	28°	30°	32°	34°	36°	38°	γ
2257	2250	2229	2199	2159	2117	2068	2018	1963	1906	1844	1774	1693	1590	1447	1227	1006	824	688	581	cd
100%	100%	99%	97%	96%	94%	92%	89%	87%	84%	82%	79%	75%	70%	64%	54%	45%	37%	30%	26%	of 0°val

Intensities in 270° c-plane

0°	2°	4°	6°	8°	10°	12°	14°	16°	18°	20°	22°	24°	26°	28°	30°	32°	34°	36°	38°	γ
2257	2250	2229	2199	2159	2117	2068	2018	1963	1906	1844	1774	1693	1590	1447	1227	1006	824	688	581	cd
100%	100%	99%	97%	96%	94%	92%	89%	87%	84%	82%	79%	75%	70%	64%	54%	45%	37%	30%	26%	of 0°val

Document revision date: 1-7-2025 Measurement serial: VFR-250131-1867-MS



136-454 Refl downl | black | Ø172mm | 60° | 3-CCT | 13~25W | EU plug

Light Planning – UGR table

Uncorrected, comprehensive UGR table according to CIE 117-1995

Reflectances		70	70	50	50	30	70	70	50	50	30
ρ Ceiling		70	70	50	50	30	70	70	50	50	30
ρ Walls		50	30	50	30	30	50	30	50	30	30
ρ Floor		20	20	20	20	20	20	20	20	20	20
Room size		Viewed Crosswise					Viewed Endwise				
H = mounting height above eye level		(Viewing direction orthogonal to lamp length axis)					(Viewing direction parallel to lamp length axis)				
X	Y										
2H	2H	19.7	20.4	19.8	20.6	20.8	19.7	20.4	19.8	20.6	20.8
	3H	19.4	20.2	19.8	20.4	20.6	19.4	20.2	19.8	20.4	20.6
	4H	19.3	20.1	19.7	20.3	20.6	19.3	20.1	19.7	20.3	20.6
	6H	19.3	20.0	19.6	20.3	20.6	19.3	20.0	19.6	20.3	20.6
	8H	19.3	19.9	19.6	20.2	20.6	19.3	19.9	19.6	20.2	20.6
	12H	19.2	19.8	19.6	20.2	20.6	19.2	19.8	19.6	20.2	20.6
4H	2H	19.3	20.1	19.7	20.3	20.6	19.3	20.1	19.7	20.3	20.6
	3H	19.2	19.8	19.6	20.2	20.6	19.2	19.8	19.6	20.2	20.6
	4H	19.1	19.6	19.5	20.1	20.6	19.1	19.6	19.5	20.1	20.6
	6H	19.0	19.6	19.5	19.9	20.3	19.0	19.6	19.5	19.9	20.3
	8H	19.0	19.5	19.5	19.8	20.2	19.0	19.5	19.5	19.8	20.2
	12H	18.9	19.3	19.4	19.7	20.2	18.9	19.3	19.4	19.7	20.2
8H	4H	19.0	19.5	19.5	19.8	20.2	19.0	19.5	19.5	19.8	20.2
	6H	18.9	19.2	19.4	19.7	20.2	18.9	19.2	19.4	19.7	20.2
	8H	18.9	19.2	19.4	19.7	20.3	18.9	19.2	19.4	19.7	20.3
	12H	18.8	19.1	19.4	19.6	20.2	18.8	19.1	19.4	19.6	20.2
12H	4H	18.9	19.3	19.4	19.7	20.2	18.9	19.3	19.4	19.7	20.2
	6H	18.9	19.2	19.4	19.7	20.3	18.9	19.2	19.4	19.7	20.3
	8H	18.8	19.1	19.4	19.6	20.2	18.8	19.1	19.4	19.6	20.2

Variations with the observer position for the luminaire spacings. S:

S = 1.0H	3.6 / -9.9	3.6 / -9.9
S = 1.5H	6.0 / -18.2	6.0 / -18.2
S = 2.0H	7.9 / -18.6	7.9 / -18.6

Coefficients of Utilization

Ceiling reflectance	80	70			50			30			10			0		
Wall reflectance	70	50	30	10	70	50	30	10	50	30	10	50	30	10	0	
Floor reflectance	20	20	20	20	20	20	20	20	20	20	20	20	20	20	0	
RCR	(RCR: Room Cavity Ratio)															
	Room Values are expressed as percentage of Lumen delivered to the task surface															
0	119	119	119	119	116	116	116	116	111	111	106	106	106	102	102	100
1	113	110	108	106	111	108	106	104	104	102	101	100	99	98	97	96
2	107	102	98	95	105	101	97	94	97	94	92	94	92	90	92	90
3	102	95	90	86	100	94	89	85	91	87	84	88	85	82	86	83
4	96	88	83	78	94	87	82	78	85	80	77	83	79	76	81	78
5	91	82	76	72	89	81	76	71	80	75	71	78	74	70	76	72
6	86	77	71	66	85	76	70	66	75	69	65	73	68	65	72	68
7	82	72	66	61	80	71	65	61	70	65	61	69	64	60	68	63
8	77	67	61	57	76	67	61	57	66	60	57	65	60	56	64	59
9	73	63	57	53	72	63	57	53	62	57	53	61	56	53	60	56
10	70	60	54	50	69	59	54	50	58	53	49	58	53	49	57	52