

**VAIA Wall elbow - Brushed Dark Platinum**






VAIA

28 450 809 Product version from 3/13/2017 to 7/6/2018



- 3/8" shower outlet
- rosette Ø 60 mm
- 1/2" connection
- WRAS

Intrinsic protection against back flow.

	Brushed Dark Platinum	28 450 809-99
	Chrome	28 450 809-00
	Brushed Platinum	28 450 809-06
	Platinum	28 450 809-08
	Dark Chrome	28 450 809-19
	Brushed Durabronze (23kt Gold)	28 450 809-28
	Brushed Gold (PVD)	28 450 809-37
	Brushed Dark Brass (PVD)	28 450 809-39
	Brushed Bronze (PVD)	28 450 809-42
	Brushed Dark Bronze (PVD)	28 450 809-43
	Brushed Champagne (22kt Gold)	28 450 809-46
	Champagne (22kt Gold)	28 450 809-47

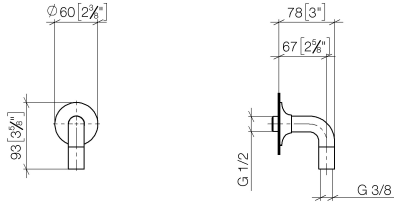
**Recommended miscellaneous**

- Concealed wall elbow -** 35 085 970 90
- min. recess depth 90 mm
  - max. recess depth 163 mm

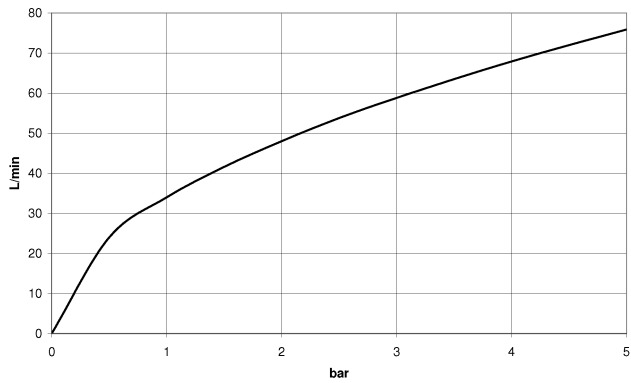


28 450 809 Product version from 3/13/2017 to 7/6/2018

mm [inches]



**Flow rate chart**



**Codes & Standards**

ASME A112.18.1

cUPC

EN 1717

Scottish Water  
Byelaws

UK Water Supply  
Regulations



## VAIA Wall elbow - Brushed Dark Platinum

VAIA

---

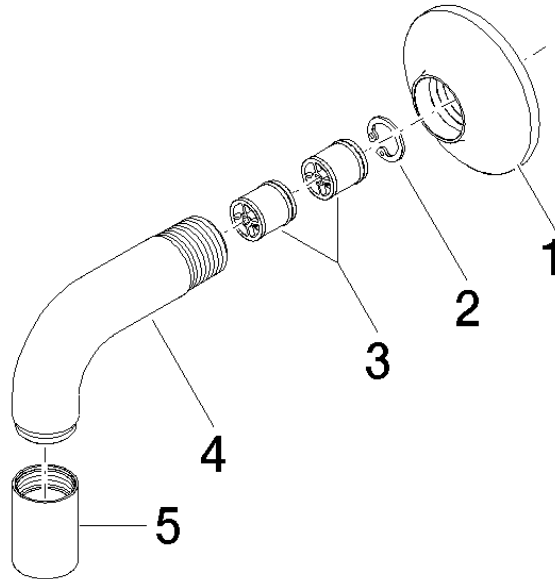
28 450 809 Product version from 3/13/2017 to 7/6/2018

### Certificates and sustainability

---

Belgaqua\_22\_280\_2 IAPMO\_4976

WRAS\_240702



### Spare parts list

No.	Item Number	Name	Quantity used	Delivery time
4	09 11 03 123-99	Connection 22 x 48 x 87 mm - Brushed Dark Platinum	1.00	40
3	90 23 01 040 00 90	Back-flow preventer Check valve cartridge, DW15 -	2.00	14
1	90 27 80 021 00-99	Rosette Ø 60 x 18 mm - Brushed Dark Platinum	1.00	40
5	90 21 02 069 00-99	Cover/sleeve M20 x 1 - Brushed Dark Platinum	1.00	40
2	09 16 01 014 90	Ring Retaining ring Ø 15 x 1 mm -	1.00	14