

**Data Sheet | Item Number: 790-208**  
Shield clamping saddle; 12.4 mm wide; 3 ... 8 mm

<https://www.wago.com/790-208>



Color: ■ silver-colored

### Notes

Safety Information Cannot be used for connecting ground conductors and strain relief!

### Physical data

Width 12.4 mm / 0.488 inches

### Material data

Color silver-colored  
Fire load 0.02 MJ  
Weight 8 g  
Material Steel V2A  
Stainless steel  
Polycarbonate

### Commercial data

Product Group 2 (Terminal Block Accessories)  
PU (SPU) 50 pcs  
Packaging type Box  
Country of origin DE  
GTIN 4017332942348  
Customs tariff number 85369010000

Product Classification	
UNSPSC	39121722
eCl@ss 10.0	27-14-11-50
eCl@ss 9.0	27-14-11-50
ETIM 9.0	EC002020
ETIM 10.0	EC002020
ECCN	NO US CLASSIFICATION

Environmental Product Compliance	
REACH Candidate List Substance	Perfluorobutane sulfonic acid (PFBS) and its salts
RoHS Compliance Status	Compliant, No Exemption
SCIP notification number (Austria)	5c7e398f-7c95-4e74-b6b4-056351afe9bc
SCIP notification number (Belgium)	0833b398-13fb-4513-8cd5-03728c65fdc5
SCIP notification number (Bulgaria)	8c66e8ff-d28b-4218-bd34-9aab420f5403
SCIP notification number (Czech Republic)	dad2df44-5262-47f8-be99-673011055e45
SCIP notification number (Denmark)	330f750b-2fc4-4f5c-bc09-6bd17fd8ea28
SCIP notification number (Finland)	ea662327-38be-46cc-8671-8a2c62cce4dc
SCIP notification number (France)	da074583-b20f-4c36-9946-b91753993df2
SCIP notification number (Germany)	dc0722f0-333e-462a-8c58-6a7a25ac30a0
SCIP notification number (Hungary)	f2ec6210-6d1a-4678-9eb6-b5d755ca4e2f
SCIP notification number (Italy)	c5681f6d-9a69-410a-ab4e-a775c7315e89
SCIP notification number (Netherlands)	7bfe8c00-1dab-4454-b648-d2fbf36be002
SCIP notification number (Poland)	bf58da7e-7ae7-4fbb-86dd-7fde9a5ea3a1
SCIP notification number (Romania)	bb734d54-2534-44c7-80e5-0621087350cd
SCIP notification number (Sweden)	938d11b8-354d-4cca-8677-2e4727ee289e

Processing temperature (min.)	-35 °C
Processing temperature (max.)	85 °C
Processing temperature	-35 ... +85 °C
Continuous operating temperature from	-60 °C
Continuous operating temperature up to	105 °C
Continuous operating temperature	-60 ... +105 °C

## Downloads

### Environmental Product Compliance

Compliance Search	
Environmental Product Compliance 790-208	

Documentation

Bid Text			
790-208	19.02.2019	xml 2.69 KB	
790-208	18.08.2017	doc 23.50 KB	

CAD/CAE-Data

CAD data	CAE data
2D/3D Models 790-208	EPLAN Data Portal 790-208
	ZUKEN Portal 790-208

1 Compatible Products

1.1 Optional Accessories

1.1.1 DIN-rail

1.1.1.1 Shield termination



**Item No.: 790-145**  
Carrier rail; with special perforations; 1000 mm long; tin-plated; silver-colored

1.1.2 Marking

1.1.2.1 Marker



**Item No.: 793-5501/000-006**  
WMB marking card; as card; for terminal block width 5 - 17.5 mm; stretchable 5 - 5.2 mm; plain; snap-on type; blue



**Item No.: 793-5501/000-014**  
WMB marking card; as card; for terminal block width 5 - 17.5 mm; stretchable 5 - 5.2 mm; plain; snap-on type; brown



**Item No.: 793-5501/000-007**  
WMB marking card; as card; for terminal block width 5 - 17.5 mm; stretchable 5 - 5.2 mm; plain; snap-on type; gray



**Item No.: 793-5501/000-023**  
WMB marking card; as card; for terminal block width 5 - 17.5 mm; stretchable 5 - 5.2 mm; plain; snap-on type; green



**Item No.: 793-5501/000-017**  
WMB marking card; as card; for terminal block width 5 - 17.5 mm; stretchable 5 - 5.2 mm; plain; snap-on type; light green



**Item No.: 793-5501/000-012**  
WMB marking card; as card; for terminal block width 5 - 17.5 mm; stretchable 5 - 5.2 mm; plain; snap-on type; orange



**Item No.: 793-5501/000-005**  
WMB marking card; as card; for terminal block width 5 - 17.5 mm; stretchable 5 - 5.2 mm; plain; snap-on type; red



**Item No.: 793-5501/000-024**  
WMB marking card; as card; for terminal block width 5 - 17.5 mm; stretchable 5 - 5.2 mm; plain; snap-on type; violet



**Item No.: 793-5501**  
WMB marking card; as card; for terminal block width 5 - 17.5 mm; stretchable 5 - 5.2 mm; plain; snap-on type; white



**Item No.: 793-5501/000-002**  
WMB marking card; as card; for terminal block width 5 - 17.5 mm; stretchable 5 - 5.2 mm; plain; snap-on type; yellow



**Item No.: 793-501/000-006**  
WMB marking card; as card; not stretchable; plain; snap-on type; blue



**Item No.: 793-501/000-007**  
WMB marking card; as card; not stretchable; plain; snap-on type; gray



**Item No.: 793-501/000-023**  
WMB marking card; as card; not stretchable; plain; snap-on type; green



**Item No.: 793-501/000-017**  
WMB marking card; as card; not stretchable; plain; snap-on type; light green



**Item No.: 793-501/000-012**  
WMB marking card; as card; not stretchable; plain; snap-on type; orange



**Item No.: 793-501/000-005**  
WMB marking card; as card; not stretchable; plain; snap-on type; red

1.1.2.1 Marker



**Item No.: 793-501/000-024**

WMB marking card; as card; not stretchable; plain; snap-on type; violet

**Item No.: 793-501**

WMB marking card; as card; not stretchable; plain; snap-on type; white

**Item No.: 793-501/000-002**

WMB marking card; as card; not stretchable; plain; snap-on type; yellow

**Item No.: 2009-115/000-006**

WMB-Inline; for Smart Printer; 1500 pieces on roll; stretchable 5 - 5.2 mm; plain; snap-on type; blue



**Item No.: 2009-115/000-007**

WMB-Inline; for Smart Printer; 1500 pieces on roll; stretchable 5 - 5.2 mm; plain; snap-on type; gray

**Item No.: 2009-115/000-023**

WMB-Inline; for Smart Printer; 1500 pieces on roll; stretchable 5 - 5.2 mm; plain; snap-on type; green

**Item No.: 2009-115/000-017**

WMB-Inline; for Smart Printer; 1500 pieces on roll; stretchable 5 - 5.2 mm; plain; snap-on type; light green

**Item No.: 2009-115/000-012**

WMB-Inline; for Smart Printer; 1500 pieces on roll; stretchable 5 - 5.2 mm; plain; snap-on type; orange



**Item No.: 2009-115/000-024**

WMB-Inline; for Smart Printer; 1500 pieces on roll; stretchable 5 - 5.2 mm; plain; snap-on type; violet

**Item No.: 2009-115**

WMB-Inline; for Smart Printer; 1500 pieces on roll; stretchable 5 - 5.2 mm; plain; snap-on type; white

**Item No.: 2009-115/000-002**

WMB-Inline; for Smart Printer; 1500 pieces on roll; stretchable 5 - 5.2 mm; plain; snap-on type; yellow

1.1.2.2 Marking strip



**Item No.: 2009-110**

Marking strips; for Smart Printer; on reel; not stretchable; plain; snap-on type; white

1.1.3 N-busbar

1.1.3.1 Busbar



**Item No.: 210-133**

Busbar; tin-plated; 1000 mm long; Cu 10 mm x 3 mm; white

1.1.3.2 Mounting accessories



**Item No.: 790-133**

Busbar; tin-plated; 30 mm long; Cu 10 mm x 3 mm; silver-colored

**Item No.: 790-134**

Busbar; tin-plated; 50 mm long; Cu 10 mm x 3 mm; silver-colored

1.1.3.3 Shield termination



**Item No.: 790-190**

U-shaped busbar; Cu 10 mm x 3 mm; for 5 I/O; suitable for 750 Series I/O modules; silver-colored

**Item No.: 790-192**

U-shaped busbar; Cu 10 mm x 3 mm; for 5 I/O; suitable for 750 Series I/O modules; silver-colored

**Item No.: 790-191**

U-shaped busbar; Cu 10 mm x 3 mm; for 8 I/O; suitable for 750 Series I/O modules; silver-colored

**Item No.: 790-193**

U-shaped busbar; Cu 10 mm x 3 mm; for 8 I/O; suitable for 750 Series I/O modules; silver-colored

### 1.1.4 Shield termination

#### 1.1.4.1 Shield termination



**Item No.: 790-115**

Carrier with 2 grounding feet; parallel to carrier rail; 125 mm long; Cu 10 mm x 3 mm; gray



**Item No.: 790-113**

Carrier with grounding foot; 90° to carrier rail; 45 mm long; Cu 10 mm x 3 mm; suitable for 790 Series shield clamping saddles; gray



**Item No.: 790-110**

Carrier with grounding foot; parallel to carrier rail; 15 mm long; Cu 10 mm x 3 mm; suitable for 790-108 shield clamping saddles; gray



**Item No.: 790-112**

Carrier with grounding foot; parallel to carrier rail; 25 mm long; Cu 10 mm x 3 mm; suitable for 790-108 and 790-116; gray



**Item No.: 790-114**

Carrier with grounding foot; parallel to carrier rail; 45 mm long; Cu 10 mm x 3 mm; suitable for 790 Series shield clamping saddles and 791 Series shield clamps; gray

### Installation Notes



Shield clamping saddles are available in three different sizes for shield diameters ranging from 3 to 20 mm.




Compress the clamping saddle until fully engaged.




Removing the shield clamping saddle.




Mounting a clamping saddle on a specialty slotted DIN-rail (790-145). When releasing the saddle, do not place your finger under the clamping spring!



Removing the shield clamping saddle.



Shield clamping saddle contacts shield conductor and specialty slotted DIN-rail (790-145).



Application example



Labeling using a marking strip.



Labelling using WMB markers.