

Data Sheet | Item Number: 790-220
Shield clamping saddle; 30 mm wide; 6 ... 20 mm

<https://www.wago.com/790-220>



Color: ■ silver-colored

Notes

Safety Information Cannot be used for connecting ground conductors and strain relief!

Physical data

Width 30 mm / 1.181 inches

Material data

Color silver-colored
Fire load 0 MJ
Weight 18.4 g
Material Steel V2A
Stainless steel
Polycarbonate

Commercial data

PU (SPU) 25 pcs
Packaging type Box
Country of origin PL
GTIN 4055143408684
Customs tariff number 85369010000

Product Classification	
UNSPSC	39121703
eCl@ss 10.0	27-14-11-50
eCl@ss 9.0	27-14-11-50
ETIM 9.0	EC002020
ETIM 10.0	EC002020
ECCN	NO US CLASSIFICATION

Environmental Product Compliance	
REACH Candidate List Substance	Perfluorobutane sulfonic acid (PFBS) and its salts
RoHS Compliance Status	Compliant, No Exemption
SCIP notification number (Austria)	d7a6608a-9892-423c-a783-e95230b1842a
SCIP notification number (Belgium)	33fa7439-cc2d-49db-937b-41a435fbfe4d
SCIP notification number (Bulgaria)	2677e2b1-f449-4186-b854-9d9e2e3e8edf
SCIP notification number (Czech Republic)	31375348-e1b6-49cc-a9e8-b3b2dd8974a3
SCIP notification number (Denmark)	9893cb64-c83d-4b1f-bcbb-b8742c48a4cf
SCIP notification number (Finland)	16c93870-c0e6-4db6-9d7e-8d2e20a18fb4
SCIP notification number (France)	1989cd58-c101-4b2c-aec4-5bd8dc6fd78b
SCIP notification number (Germany)	33bfd022-a29a-41eb-a860-301284dcbf2f
SCIP notification number (Hungary)	7bec65cf-f211-4c11-ac0e-c7749e1f3f71
SCIP notification number (Italy)	ba560e95-0cf7-4293-833c-f1e50e4372e6
SCIP notification number (Netherlands)	68d696ee-c952-4ec0-b8c2-8ba0ed6bb327
SCIP notification number (Poland)	5ed8c014-fb63-4a3c-9dbf-fd0750934578
SCIP notification number (Romania)	39df09b1-d193-4566-9f78-63c07b50521a
SCIP notification number (Sweden)	c072adad-99d4-4199-b1bd-a489116a7ae3

Processing temperature (min.)	-35 °C
Processing temperature (max.)	85 °C
Processing temperature	-35 ... +85 °C
Continuous operating temperature from	-60 °C
Continuous operating temperature up to	105 °C
Continuous operating temperature	-60 ... +105 °C

Downloads

Environmental Product Compliance

Compliance Search	
Environmental Product Compliance 790-220	

Documentation

Bid Text			
790-220	19.02.2019	xml 2.69 KB	↓
790-220	18.08.2017	doc 23.50 KB	↓

CAD/CAE-Data

CAD data	CAE data
2D/3D Models 790-220 ↓	EPLAN Data Portal 790-220 ↓
	ZUKEN Portal 790-220 ↓

1 Compatible Products

1.1 Optional Accessories

1.1.1 DIN-rail

1.1.1.1 Shield termination



Item No.: 790-145
Carrier rail; with special perforations; 1000 mm long; tin-plated; silver-colored

1.1.2 Marking

1.1.2.1 Marker



Item No.: 793-5501/000-006
WMB marking card; as card; for terminal block width 5 - 17.5 mm; stretchable 5 - 5.2 mm; plain; snap-on type; blue



Item No.: 793-5501/000-014
WMB marking card; as card; for terminal block width 5 - 17.5 mm; stretchable 5 - 5.2 mm; plain; snap-on type; brown



Item No.: 793-5501/000-007
WMB marking card; as card; for terminal block width 5 - 17.5 mm; stretchable 5 - 5.2 mm; plain; snap-on type; gray



Item No.: 793-5501/000-023
WMB marking card; as card; for terminal block width 5 - 17.5 mm; stretchable 5 - 5.2 mm; plain; snap-on type; green



Item No.: 793-5501/000-017
WMB marking card; as card; for terminal block width 5 - 17.5 mm; stretchable 5 - 5.2 mm; plain; snap-on type; light green



Item No.: 793-5501/000-012
WMB marking card; as card; for terminal block width 5 - 17.5 mm; stretchable 5 - 5.2 mm; plain; snap-on type; orange



Item No.: 793-5501/000-005
WMB marking card; as card; for terminal block width 5 - 17.5 mm; stretchable 5 - 5.2 mm; plain; snap-on type; red



Item No.: 793-5501/000-024
WMB marking card; as card; for terminal block width 5 - 17.5 mm; stretchable 5 - 5.2 mm; plain; snap-on type; violet



Item No.: 793-5501
WMB marking card; as card; for terminal block width 5 - 17.5 mm; stretchable 5 - 5.2 mm; plain; snap-on type; white



Item No.: 793-5501/000-002
WMB marking card; as card; for terminal block width 5 - 17.5 mm; stretchable 5 - 5.2 mm; plain; snap-on type; yellow



Item No.: 793-501/000-006
WMB marking card; as card; not stretchable; plain; snap-on type; blue



Item No.: 793-501/000-007
WMB marking card; as card; not stretchable; plain; snap-on type; gray



Item No.: 793-501/000-023
WMB marking card; as card; not stretchable; plain; snap-on type; green



Item No.: 793-501/000-017
WMB marking card; as card; not stretchable; plain; snap-on type; light green



Item No.: 793-501/000-012
WMB marking card; as card; not stretchable; plain; snap-on type; orange



Item No.: 793-501/000-005
WMB marking card; as card; not stretchable; plain; snap-on type; red

1.1.2.1 Marker



Item No.: 793-501/000-024

WMB marking card; as card; not stretchable; plain; snap-on type; violet

Item No.: 793-501

WMB marking card; as card; not stretchable; plain; snap-on type; white

Item No.: 793-501/000-002

WMB marking card; as card; not stretchable; plain; snap-on type; yellow

Item No.: 2009-115/000-006

WMB-Inline; for Smart Printer; 1500 pieces on roll; stretchable 5 - 5.2 mm; plain; snap-on type; blue



Item No.: 2009-115/000-007

WMB-Inline; for Smart Printer; 1500 pieces on roll; stretchable 5 - 5.2 mm; plain; snap-on type; gray

Item No.: 2009-115/000-023

WMB-Inline; for Smart Printer; 1500 pieces on roll; stretchable 5 - 5.2 mm; plain; snap-on type; green

Item No.: 2009-115/000-017

WMB-Inline; for Smart Printer; 1500 pieces on roll; stretchable 5 - 5.2 mm; plain; snap-on type; light green

Item No.: 2009-115/000-012

WMB-Inline; for Smart Printer; 1500 pieces on roll; stretchable 5 - 5.2 mm; plain; snap-on type; orange



Item No.: 2009-115/000-024

WMB-Inline; for Smart Printer; 1500 pieces on roll; stretchable 5 - 5.2 mm; plain; snap-on type; violet

Item No.: 2009-115

WMB-Inline; for Smart Printer; 1500 pieces on roll; stretchable 5 - 5.2 mm; plain; snap-on type; white

Item No.: 2009-115/000-002

WMB-Inline; for Smart Printer; 1500 pieces on roll; stretchable 5 - 5.2 mm; plain; snap-on type; yellow

1.1.2.2 Marking strip



Item No.: 2009-110

Marking strips; for Smart Printer; on reel; not stretchable; plain; snap-on type; white

1.1.3 N-busbar

1.1.3.1 Busbar



Item No.: 210-133

Busbar; tin-plated; 1000 mm long; Cu 10 mm x 3 mm; white

1.1.3.2 Mounting accessories



Item No.: 790-133

Busbar; tin-plated; 30 mm long; Cu 10 mm x 3 mm; silver-colored

Item No.: 790-134

Busbar; tin-plated; 50 mm long; Cu 10 mm x 3 mm; silver-colored

1.1.3.3 Shield termination



Item No.: 790-190

U-shaped busbar; Cu 10 mm x 3 mm; for 5 I/O; suitable for 750 Series I/O modules; silver-colored

Item No.: 790-192

U-shaped busbar; Cu 10 mm x 3 mm; for 5 I/O; suitable for 750 Series I/O modules; silver-colored

Item No.: 790-191

U-shaped busbar; Cu 10 mm x 3 mm; for 8 I/O; suitable for 750 Series I/O modules; silver-colored

Item No.: 790-193

U-shaped busbar; Cu 10 mm x 3 mm; for 8 I/O; suitable for 750 Series I/O modules; silver-colored

1.1.4 Shield termination

1.1.4.1 Shield termination



Item No.: 790-115

Carrier with 2 grounding feet; parallel to carrier rail; 125 mm long; Cu 10 mm x 3 mm; gray



Item No.: 790-113

Carrier with grounding foot; 90° to carrier rail; 45 mm long; Cu 10 mm x 3 mm; suitable for 790 Series shield clamping saddles; gray



Item No.: 790-114

Carrier with grounding foot; parallel to carrier rail; 45 mm long; Cu 10 mm x 3 mm; suitable for 790 Series shield clamping saddles and 791 Series shield clamps; gray

Installation Notes



Shield clamping saddles are available in three different sizes for shield diameters ranging from 3 to 20 mm.




Compress the clamping saddle until fully engaged.




Removing the shield clamping saddle.




Mounting a clamping saddle on a specialty slotted DIN-rail (790-145). When releasing the saddle, do not place your finger under the clamping spring!



Removing the shield clamping saddle.



Shield clamping saddle contacts shield conductor and specialty slotted DIN-rail (790-145).



Application example



Labeling using a marking strip.



Labelling using WMB markers.