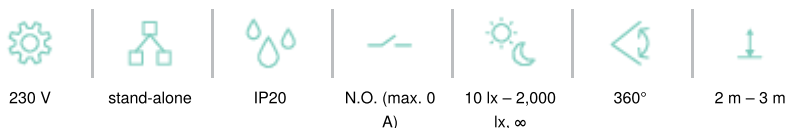


Motion detector, 230 V, 40 m, for corridors, for flush-mounting box, white

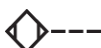
350-500111

CE

4 year warranty



flush-mounting box



Detection range

H	A	B
	Across	Towards
2.5 m	5 x 40 m	3 x 16 m

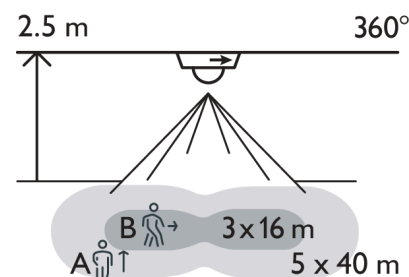
The one channel corridor motion detector is suitable for automatic indoor lighting control (on/off). It can be installed in a flush-mounting box in the ceiling. A flush-mounting box with spring clips and an IP54 surface-mounting box can be ordered separately. In conformity with the European directive for EMC and safety EN60669-2-1.

Colour: white

Compatible secondary detectors:

Compatible master detectors:

- Motion detector for corridors
- Tangential detection up to 40 m
- Radial detection up to 16 m
- Robust relay (300 W LED)
- Automatic or manual on/off
- Infinite light intensity setting to ensure daylight independent light control
- Detection area can be modified by means of an adjustable cover mask
- IP54 surface-mounting box and flush-mounting box with spring clips available as accessories
- Commissioning via potentiometers or IR-remote control (available as accessory)



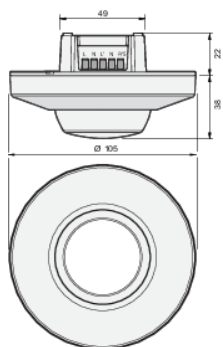
Technical features

Configuration	stand-alone
Input voltage	230 Vac
Detector output	230 V (ON/OFF)
Switch-off delay	pulse, 30 sec – 1,800 sec
Maximum power consumption	0.5 W
Maximum MCB rating	-10
Detection angle	360 °
Minimum ambient temperature	-20 °C
Maximum ambient temperature	+40 °C
Mounting method	flush-mounting box
Mounting height	2 m – 3 m
Colour	white
Colour RAL (approximately)	9010
Dimensions visible (HxWxD)	105 mm x 105 mm
Dimensions (HxWxD)	105 mm x 105 mm x 60 mm
Protection degree standalone	IP20

Accessories

350-992901	IP54 surface-mounting box, white
350-991999	Flush-mounting box with spring clips
351-25320	IR remote control

Dimensions



Wiring diagram

