

# Motion detector HF 360°, 230 V, 10 m

351-27360



4 year warranty



230 V



stand-alone



IP20



N.O.



5 lx – 2,000 lx



360°



0m



2 m – 5 m



The HF motion detector with one channel for flush-mounting is suitable for switching indoor lighting on and off. You can always activate the light with a N.O. push button (230 Vac) (to be ordered separately). The detector is equipped with an integrated light sensor.

Colour: white

Compatible secondary detectors:

Compatible master detectors:

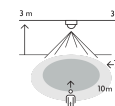
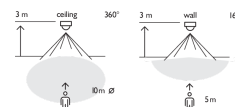
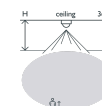
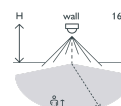
- Separate setting for the lux, the switch-off delay and the sensitivity
- 360° detection for ceiling mounting, 160° for wall mounting

Motion detector for use in light fittings, etc.

- Use of HF technology for optimal detection.
- Can easily be integrated into different devices or walls thanks to its HF detection.

## Detection range

H	Towards Ceiling	Towards Wall
2 m	10 m	5 m
3 m	10 m	5 m
4 m	10 m	5 m
5 m	10 m	5 m

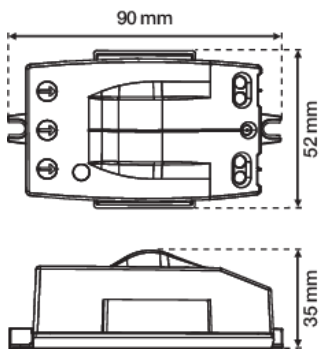


H	Towards Ceiling	Towards Wall
2 m	10 m	
3 m	10 m	
4 m	10 m	
5 m	10 m	

## Technical features

Configuration	stand-alone
Input voltage	230 Vac
Detector output	230 V (ON/OFF)
Maximum current consumption	5.22 mA
Switch-off delay	10 sec – 300 sec
Maximum MCB rating	-10
Detection angle	360 °
Minimum ambient temperature	-20 °C
Maximum ambient temperature	+70 °C
Mounting height	2 m – 5 m
Colour	white
Dimensions (HxWxD)	90 mm x 52 mm x 35 mm
Protection degree standalone	IP20
Impact resistance	IK02
Modification of settings	Potentiometers

## Dimensions



## Wiring diagram

