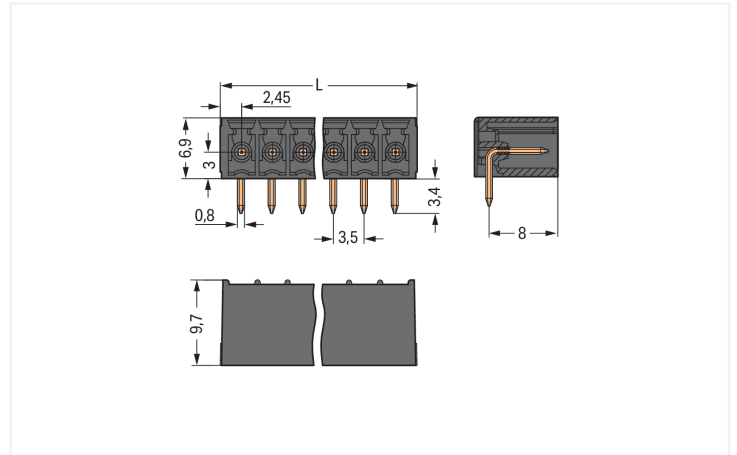


## Data Sheet | Item Number: 714-170

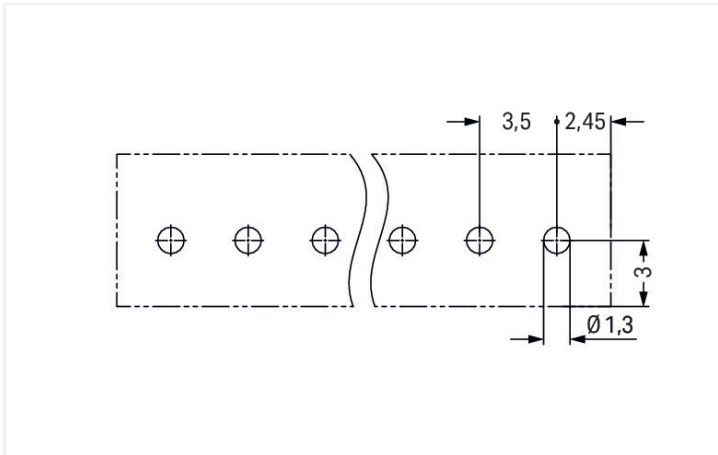
THT male header; 0.8 x 0.8 mm solder pin; angled; Pin spacing 3.5 mm; 10-pole;  
black

<https://www.wago.com/714-170>



Color: ■ black

Dimensions in mm  
 $L = (\text{pole no.} - 1) \times \text{pin spacing} + 4.9 \text{ mm}$



Male connector, 714 Series, black

Our male connector (item number 714-170) is designed for seamless electrical installations. Dimensions: (36.4 x 10.3 x 9.7) mm (width x height x depth).

The contact surface is coated with tin. THT is used to solder the pcb connector.

### Notes

#### Safety Information

The MCS – MULTI CONNECTION SYSTEM includes connectors without breaking capacity in accordance with DIN EN 61984. When used as intended, these connectors must not be connected/disconnected when live or under load. When used as intended, these connectors must not be connected/disconnected when live or under load. The circuit design should ensure header pins, which can be touched, are not live when unmated.

#### Variants:

Other pole numbers  
Other versions (or variants) can be requested from WAGO Sales or configured at <https://configurator.wago.com/>.

## Electrical data

Ratings per	IEC/EN 60664-1			Approvals per	UL 1059		
	III	III	II		Use group	B	C
Overvoltage category	III	III	II	Use group	B	C	D
Pollution degree	3	2	2	Rated voltage	150 V	-	-
Nominal voltage	160 V	160 V	320 V	Rated current	8 A	-	-
Rated impulse withstand voltage	2.5 kV	2.5 kV	2.5 kV				
Rated current	8 A	8 A	8 A				

## Connection Data

Total number of potentials	10	<b>Connection 1</b>	
Number of connection types	1		
Number of levels	1		
		Pole number	10

## Physical data

Pin spacing	3.5 mm / 0.138 inches
Width	36.4 mm / 1.433 inches
Height	10.3 mm / 0.406 inches
Height from the surface	6.9 mm / 0.272 inches
Depth	9.7 mm / 0.382 inches
Solder pin length	3.4 mm
Solder pin dimensions	0.8 x 0.8 mm
!	1.2 <sup>(+0.1)</sup> mm

## Mechanical data

Variable coding	Yes
Anti-rotation protection	Yes

## Plug-in connection

Contact type (pluggable connector)	Male connector/plug
Connector (connection type)	for PCB
Mismating protection	No
Mating direction to the PCB	0°

## PCB contact

PCB contact	THT
Solder pin arrangement	over the entire male connector (in-line)
Number of solder pins per potential	1

## Material data

Note (material data)	<a href="#">Information on material specifications can be found here</a>
Color	black
Material group	I
Insulation material (main housing)	Polyphthalamide (PPA GF)
Flammability class per UL94	V0
Contact material	Electrolytic copper (E <sub>Cu</sub> )
Contact Plating	Tin
Fire load	0.044 MJ
Weight	2.2 g

### Environmental requirements

Limit temperature range	-60 ... +100 °C
Processing temperature	-35 ... +60 °C

### Commercial data

Product Group	3 (Multi Conn. System)
PU (SPU)	100 pcs
Packaging type	Box
Country of origin	PL
GTIN	4045454859718
Customs tariff number	85366930000

### Product Classification

UNSPSC	39121409
eCl@ss 10.0	27-44-04-02
eCl@ss 9.0	27-44-04-01
ETIM 9.0	EC002637
ETIM 10.0	EC002637
ECCN	NO US CLASSIFICATION

### Environmental Product Compliance

RoHS Compliance Status	Compliant, No Exemption
------------------------	-------------------------

### Approvals / Certificates

#### General approvals



Approval	Standard	Certificate Name
CCA DEKRA Certification B.V.	EN 61984	NTR NL-7604
KEMA/KEUR DEKRA Certification B.V.	EN 61984	2198681.01

### Downloads

#### Environmental Product Compliance

##### Compliance Search

Environmental Product  
Compliance 714-170



## Documentation

### Additional Information

Technical Section	03.04.2019	pdf 2027.26 KB	<a href="#">↓</a>
-------------------	------------	-------------------	-------------------

## CAD/CAE-Data

### CAD data

2D/3D Models 714-170	<a href="#">↓</a>
----------------------	-------------------

### CAE data

ZUKEN Portal 714-170	<a href="#">↓</a>
----------------------	-------------------

## PCB Design

Symbol and Footprint via SamacSys 714-170	<a href="#">↓</a>
---	-------------------

Symbol and Footprint via Ultra Librarian 714-170	<a href="#">↓</a>
--	-------------------

## 1 Compatible Products

### 1.1 System counterpart

#### 1.1.1 Female connector/socket



##### Item No.: 714-110

1-conductor female connector; push-button; 1.5 mm<sup>2</sup>; Pin spacing 3.5 mm; 10-pole; 1,50 mm<sup>2</sup>; black

##### Item No.: 714-110/000-047

1-conductor female connector; push-button; 1.5 mm<sup>2</sup>; Pin spacing 3.5 mm; 10-pole; direct marking; 1,50 mm<sup>2</sup>; black

## 1.2 Optional Accessories

### 1.2.1 Coding

#### 1.2.1.1 Coding




##### Item No.: 714-101

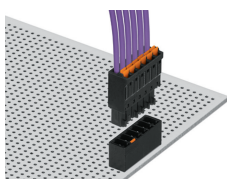
Coding key; orange

## Installation Notes

### Coding



Coding a male header by inserting a coding pin.



Coded connectors

Subject to changes. Please also observe the further product documentation!

---

Current addresses can be found at: [www.wago.com](http://www.wago.com)