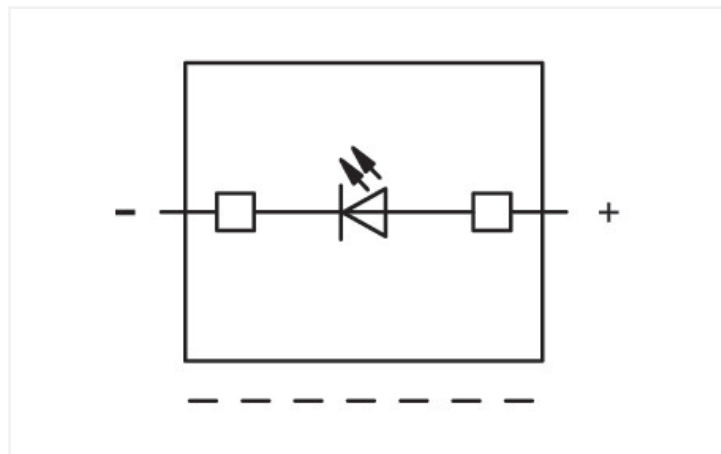


Data Sheet | Item Number: 2002-800/1000-836

Component plug; for carrier terminal blocks; 1-pole; LED (red); 5.2 mm wide; Operating temperature 85°C max.; gray

<https://www.wago.com/2002-800/1000-836>



Color: ■ gray

Similar to illustration

Similar to illustration

Component module with LED, 2002 Series, gray

This component module with LED (item number 2002-800/1000-836) simplifies electrical installations.

Electrical data

Ratings per IEC/EN

| | |
|----------------------------|---------|
| Rated current | 0.003 A |
| Operation status indicator | 230 V |

General information

| | |
|--------------------------|---------|
| Number/type of diode/LED | Red LED |
|--------------------------|---------|

Physical data

| | |
|-------|-----------------------|
| Width | 5.2 mm / 0.205 inches |
|-------|-----------------------|

Mechanical data

| | |
|---------------|----------------|
| Marking level | Center marking |
|---------------|----------------|

Material data

| | |
|------------------------------------|--|
| Note (material data) | Information on material specifications can be found here |
| Color | gray |
| Material group | I |
| Insulation material (main housing) | Polyamide (PA66) |
| Flammability class per UL94 | V0 |
| Fire load | 0.069 MJ |
| Weight | 3.2 g |

Environmental requirements

| | |
|----------------------------------|-----------------|
| Processing temperature | -35 ... +85 °C |
| Continuous operating temperature | -60 ... +105 °C |

Commercial data

| | |
|-----------------------|---------------|
| Product Group | 22 (TOPJOB S) |
| PU (SPU) | 100 pcs |
| Packaging type | Box |
| Country of origin | DE |
| GTIN | 4045454913922 |
| Customs tariff number | 85366990990 |

Product Classification

| | |
|-------------|----------------------|
| UNSPSC | 39121402 |
| eCl@ss 10.0 | 27-14-11-49 |
| eCl@ss 9.0 | 27-14-11-49 |
| ETIM 9.0 | EC002018 |
| ETIM 10.0 | EC002018 |
| ECCN | NO US CLASSIFICATION |

Environmental Product Compliance

| | |
|------------------------|-------------------------|
| RoHS Compliance Status | Compliant, No Exemption |
|------------------------|-------------------------|

Downloads

Environmental Product Compliance

| | | | |
|----------------------------------|-------------------|--|-------------------|
| Compliance Search | | | |
| Environmental Product Compliance | 2002-800/1000-836 | | ↓ |

Documentation


| | | | |
|-------------------|------------|------------------|-------------------|
| Bid Text | | | |
| 2002-800/1000-836 | 19.02.2019 | xml 2.70 KB | ↓ |
| 2002-800/1000-836 | 02.08.2018 | docx 14.30 KB | ↓ |


CAD/CAE-Data

CAD data

2D/3D Models
2002-800/1000-836 

CAE data

WSCAD Universe
2002-800/1000-836 

ZUKEN Portal
2002-800/1000-836 

1 Compatible Products

1.1 Optional Accessories

1.1.1 Marking

1.1.1.1 Marker



Item No.: 793-5501/000-006
WMB marking card; as card; for terminal block width 5 - 17.5 mm; stretchable 5 - 5.2 mm; plain; snap-on type; blue



Item No.: 793-5501/000-014
WMB marking card; as card; for terminal block width 5 - 17.5 mm; stretchable 5 - 5.2 mm; plain; snap-on type; brown



Item No.: 793-5501/000-007
WMB marking card; as card; for terminal block width 5 - 17.5 mm; stretchable 5 - 5.2 mm; plain; snap-on type; gray



Item No.: 793-5501/000-023
WMB marking card; as card; for terminal block width 5 - 17.5 mm; stretchable 5 - 5.2 mm; plain; snap-on type; green



Item No.: 793-5501/000-017
WMB marking card; as card; for terminal block width 5 - 17.5 mm; stretchable 5 - 5.2 mm; plain; snap-on type; light green



Item No.: 793-5501/000-012
WMB marking card; as card; for terminal block width 5 - 17.5 mm; stretchable 5 - 5.2 mm; plain; snap-on type; orange



Item No.: 793-5501/000-005
WMB marking card; as card; for terminal block width 5 - 17.5 mm; stretchable 5 - 5.2 mm; plain; snap-on type; red



Item No.: 793-5501/000-024
WMB marking card; as card; for terminal block width 5 - 17.5 mm; stretchable 5 - 5.2 mm; plain; snap-on type; violet



Item No.: 793-5501
WMB marking card; as card; for terminal block width 5 - 17.5 mm; stretchable 5 - 5.2 mm; plain; snap-on type; white



Item No.: 793-5501/000-002
WMB marking card; as card; for terminal block width 5 - 17.5 mm; stretchable 5 - 5.2 mm; plain; snap-on type; yellow



Item No.: 2009-115/000-006
WMB-Inline; for Smart Printer; 1500 pieces on roll; stretchable 5 - 5.2 mm; plain; snap-on type; blue



Item No.: 2009-115/000-007
WMB-Inline; for Smart Printer; 1500 pieces on roll; stretchable 5 - 5.2 mm; plain; snap-on type; gray



Item No.: 2009-115/000-023
WMB-Inline; for Smart Printer; 1500 pieces on roll; stretchable 5 - 5.2 mm; plain; snap-on type; green



Item No.: 2009-115/000-017
WMB-Inline; for Smart Printer; 1500 pieces on roll; stretchable 5 - 5.2 mm; plain; snap-on type; light green



Item No.: 2009-115/000-012
WMB-Inline; for Smart Printer; 1500 pieces on roll; stretchable 5 - 5.2 mm; plain; snap-on type; orange



Item No.: 2009-115/000-024
WMB-Inline; for Smart Printer; 1500 pieces on roll; stretchable 5 - 5.2 mm; plain; snap-on type; violet



Item No.: 2009-115
WMB-Inline; for Smart Printer; 1500 pieces on roll; stretchable 5 - 5.2 mm; plain; snap-on type; white



Item No.: 2009-115/000-002
WMB-Inline; for Smart Printer; 1500 pieces on roll; stretchable 5 - 5.2 mm; plain; snap-on type; yellow

1.1.1.2 Marking strip



Item No.: 2009-110
Marking strips; for Smart Printer; on reel; not stretchable; plain; snap-on type; white

1.1.2 Screwless end stop

1.1.2.1 Mounting accessories



Item No.: 249-117

Screwless end stop; 10 mm wide; for DIN-rail 35 x 15 and 35 x 7.5; gray



Item No.: 249-116

Screwless end stop; 6 mm wide; for DIN-rail 35 x 15 and 35 x 7.5; gray

1.1.3 Terminal blocks

1.1.3.1 Carrier terminal block for modules and plugs



Item No.: 2002-1661

2-conductor carrier terminal block; for DIN-rail 35 x 15 and 35 x 7.5; 2.5 mm²; Push-in CAGE CLAMP®; 2,50 mm²; gray



Item No.: 2002-1662

2-conductor carrier terminal block; for DIN-rail 35 x 15 and 35 x 7.5; 2.5 mm²; Push-in CAGE CLAMP®; 2,50 mm²; orange



Item No.: 2002-1961

2-conductor carrier terminal block; with additional jumper position; for DIN-rail 35 x 15 and 35 x 7.5; 2.5 mm²; Push-in CAGE CLAMP®; 2,50 mm²; gray



Item No.: 2202-1661

2-conductor carrier terminal block; with push-button; for DIN-rail 35 x 15 and 35 x 7.5; 2.5 mm²; Push-in CAGE CLAMP®; 2,50 mm²; gray



Item No.: 2202-1961

2-conductor carrier terminal block; with push-button; with additional jumper position; for DIN-rail 35 x 15 and 35 x 7.5; 2.5 mm²; Push-in CAGE CLAMP®; 2,50 mm²; gray



Item No.: 2002-1761

3-conductor carrier terminal block; for DIN-rail 35 x 15 and 35 x 7.5; 2.5 mm²; Push-in CAGE CLAMP®; 2,50 mm²; gray



Item No.: 2202-1761

3-conductor carrier terminal block; with push-button; for DIN-rail 35 x 15 and 35 x 7.5; 2.5 mm²; Push-in CAGE CLAMP®; 2,50 mm²; gray



Item No.: 2002-1861


4-conductor carrier terminal block; for DIN-rail 35 x 15 and 35 x 7.5; 2.5 mm²; Push-in CAGE CLAMP®; 2,50 mm²; gray



Item No.: 2202-1861


4-conductor carrier terminal block; with push-button; for DIN-rail 35 x 15 and 35 x 7.5; 2.5 mm²; Push-in CAGE CLAMP®; 2,50 mm²; gray

Installation Notes



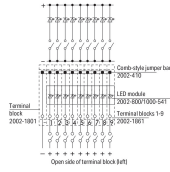
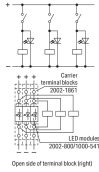
The monitoring of control and operating current circuits with LED modules on rail-mount terminal blocks provides several advantages:

- No additional assembly and wiring costs
 - Separation into functional and wiring levels
 - Modules can be replaced quickly by other types of modules.
- Additional advantages:
- Polarized switching direction
 - Terminal blocks/modules provide high-density wiring in a width of just 5.2 mm.



Length of carrier terminal blocks with a pluggable LED module:


- 66.1 mm / 2.62 inch for 2002-1661
- 76.8 mm / 3.02 inch for 2002-1761
- 87.5 mm / 3.45 inch for 2002-1861
- 72.9 mm / 2.87 inch for 2002-1961



LED Module (2002-800/1000-541)
Voltage control assigned to current circuits


LED Module (2002-800/1000-541)
Potential indication via indicator lamp

Testing



Testing
Can also be performed using 2-pole test plugs.

Marking



Labeling via WMB Multi markers and marking strips