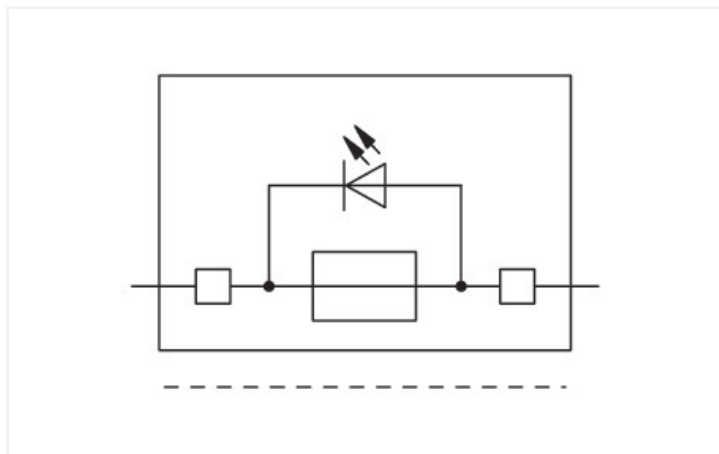



# Data Sheet | Item Number: 2006-921/1000-542

Fuse plug; with pull-tab; for 5 x 30 mm miniature metric fuse; with indicator lamp; 30 - 65 V; 7.4 mm wide; gray

<https://www.wago.com/2006-921/1000-542>



Color: ■ gray

Similar to illustration

Fuse plug, 2006 Series, gray

Our fuse plug (item number 2006-921/1000-542) is designed for seamless electrical installations.

## Electrical data

### Ratings per IEC/EN

Nominal voltage (III/3)	800 V
Rated current	10 A
Operation status indicator	30 ... 65 V
Blown fuse indication	with indicator lamp

### Ratings per IEC/EN – Notes

Ratings (note)	Electrical ratings are given by the fuse and blown fuse indication.
Rated current (note)	Leakage current in case of a blown fuse: LED 2 mA

Ratings per	IEC/EN 60947-7-3		
Overvoltage category	III	III	II
Pollution degree	3	2	2
Nominal voltage	65 V	-	-
Rated impulse withstand voltage	1.5 kV	-	-
Rated current	-	-	-

Approvals per	UL 1059		
Use group	B	C	D
Rated voltage	65 V	65 V	-
Rated current	15 A	15 A	-

Approvals per	CSA 22.2 No 158		
Use group	B	C	D
Rated voltage	600 V	600 V	-
Rated current	15 A	15 A	-

Power Loss	
Power loss (max.) $P_{I(max)}$ (note)	When selecting glass cartridge fuses, make sure that the maximum power loss listed below is not exceeded. The power loss is determined according to IEC or EN 60947-7-3/VDE 0611-6 at 23°C. The temperature rise of the terminal block must be checked according to their application and mounting. Higher ambient temperatures represent an additional impact on miniature fuses. Therefore, in such applications, the rated current must be reduced if necessary. More details are available from the manufacturers.

### General information

Fuse type Cylindrical fuse; 5 x 20 mm

### Physical data

Width 7.4 mm / 0.291 inches

### Mechanical data

Marking level Center marking

### Material data

Note (material data) [Information on material specifications can be found here](#)

Color gray

Material group I

Insulation material (main housing) Polyamide (PA66)

Flammability class per UL94 V0

Fire load 0.111 MJ

Weight 6.3 g

### Environmental requirements

Continuous operating temperature -60 ... +105 °C

### Environmental Testing

Test specification: DIN EN 50155 (VDE 0115-200):2022-06  
Railway applications –  
Rolling stock –  
Electronic equipment

Test procedure: DIN EN 61373 (VDE 0115-0106):2011-04  
Railway applications –  
Rolling stock equipment –  
Vibration and shock tests

Spectrum/Mounting location Service life test, Category 1, Class A/B

Functional test with noise-like oscillations Test passed according to Section 8 of the standard

Frequency  $f_1 = 5 \text{ Hz}$  to  $f_2 = 150 \text{ Hz}$

Acceleration 0.101g (highest test level used for all axes)

Test duration per axis 10 min.

Test directions X, Y and Z axes

Monitoring of contact faults and interruptions Passed

Voltage drop measurement before and after each axis Passed

Simulated service life test through increased levels of noise-like oscillations Test passed according to Section 9 of the standard

Frequency  $f_1 = 5 \text{ Hz}$  to  $f_2 = 150 \text{ Hz}$

Acceleration 0.572g (highest test level used for all axes)

Test duration per axis 5 h

Test directions X, Y and Z axes

Extended testing: Monitoring of contact faults and interruptions Passed

Extended testing: Voltage drop measurement before and after each axis Passed

Shock test Test passed according to Section 10 of the standard

Shock pulse form Half sine

Acceleration 5g (highest test level used for all axes)

Shock duration 30 ms

Number of shocks (per axis) 3 pos. und 3 neg.

### Environmental Testing

Test directions	X, Y and Z axes
Extended testing: Monitoring of contact faults and interruptions	Passed
Extended testing: Voltage drop measurement before and after each axis	Passed
Vibration and shock stress for rolling stock equipment	Passed

### Commercial data

Product Group	22 (TOPJOB S)
PU (SPU)	25 pcs
Packaging type	Box
Country of origin	DE
GTIN	4045454820930
Customs tariff number	85366990990

### Product Classification

UNSPSC	39121626
eCl@ss 10.0	27-14-11-49
eCl@ss 9.0	27-14-11-49
ETIM 9.0	EC002018
ETIM 10.0	EC002018
ECCN	NO US CLASSIFICATION

### Environmental Product Compliance

CAS-No.	1303-86-2 1317-36-8 7439-92-1
REACH Candidate List Substance	Diboron trioxide Lead Lead monoxide
RoHS Compliance Status	Compliant,With Exemption
RoHS Exemption	7(c)-I
SCIP notification number (Austria)	000fbe27-5735-418f-beba-e7fe2aa13ae2
SCIP notification number (Belgium)	c54a5341-04a2-4253-b1b7-76157dc85a80
SCIP notification number (Bulgaria)	c5546c32-9d6e-4bed-8ec8-290931d294ad
SCIP notification number (Czech Republic)	4e04cb82-db35-4b57-b5a0-206c7ebdb48f
SCIP notification number (Denmark)	3c65f21a-2d19-4bd4-89c9-96e030615a46
SCIP notification number (Finland)	8c985eb7-4fc3-4c17-adb0-f8bd71ac7bcc
SCIP notification number (France)	0afec4f9-1e42-4d2a-90f7-31e7162b9b64
SCIP notification number (Germany)	fe92dc62-c693-438a-b60d-5ed11ddd70b8
SCIP notification number (Hungary)	7b8d45fa-b63c-4dd5-96c4-62d341eebcba
SCIP notification number (Italy)	812dbf56-7b16-499a-b62b-5a1b986452e2
SCIP notification number (Netherlands)	ca425a59-8fc0-4b12-8e2c-eb9d3062994a
SCIP notification number (Poland)	9f6dd0ae-c43b-436d-b8a9-96ae7c9b7312
SCIP notification number (Romania)	4df48e2c-9c60-444d-80d9-c0329ff791ad
SCIP notification number (Sweden)	0e8395d1-1df9-4cd3-a42f-199733cd7e9f

**Approvals / Certificates**

**General approvals**



Approval	Standard	Certificate Name
CCA DEKRA Certification B.V.	IEC 60947	71-122840 REV.1
CCA DEKRA Certification B.V.	EN 60947	NTR NL-8060
CSA CSA Group	C22.2 No. 158	1543858
UR Underwriters Laboratories Inc.	UL 1059	E45172

**Declarations of conformity and manufacturer's declarations**



Approval	Standard	Certificate Name
EU-Declaration of Conformity WAGO GmbH & Co. KG	-	-
Railway WAGO GmbH & Co. KG	-	Railway Ready
UK-Declaration of Conformity WAGO GmbH & Co. KG	-	-

**Approvals for marine applications**



Approval	Standard	Certificate Name
ABS American Bureau of Shipping	EN 60947	24-0152298-PDA
DNV GL Det Norske Veritas, Germanischer Lloyd	-	TAE00001V2
PRS Polski Rejestr Statków	-	TE/1094/880590/23

**Downloads**

**Environmental Product Compliance**

Compliance Search	
Environmental Product Compliance 2006-921/1000-542	<a href="#">↓</a>

**Documentation**

**Bid Text**

2006-921/1000-542	19.02.2019	xml 3.00 KB	<a href="#">↓</a>
2006-921/1000-542	07.08.2018	docx 14.12 KB	<a href="#">↓</a>

CAD/CAE-Data

**CAD data**  
 2D/3D Models  
 2006-921/1000-542

**CAE data**  
 WSCAD Universe  
 2006-921/1000-542

ZUKEN Portal  
 2006-921/1000-542

1 Compatible Products

1.1 Optional Accessories

1.1.1 Jumper

1.1.1.1 Jumper



**Item No.: 281-503**  
 Short circuit jumper; for fuse holder; silver-colored

1.1.2 Marking

1.1.2.1 Marker



**Item No.: 793-5501/000-006**  
 WMB marking card; as card; for terminal block width 5 - 17.5 mm; stretchable 5 - 5.2 mm; plain; snap-on type; blue



**Item No.: 793-5501/000-014**  
 WMB marking card; as card; for terminal block width 5 - 17.5 mm; stretchable 5 - 5.2 mm; plain; snap-on type; brown



**Item No.: 793-5501/000-007**  
 WMB marking card; as card; for terminal block width 5 - 17.5 mm; stretchable 5 - 5.2 mm; plain; snap-on type; gray



**Item No.: 793-5501/000-023**  
 WMB marking card; as card; for terminal block width 5 - 17.5 mm; stretchable 5 - 5.2 mm; plain; snap-on type; green



**Item No.: 793-5501/000-017**  
 WMB marking card; as card; for terminal block width 5 - 17.5 mm; stretchable 5 - 5.2 mm; plain; snap-on type; light green



**Item No.: 793-5501/000-012**  
 WMB marking card; as card; for terminal block width 5 - 17.5 mm; stretchable 5 - 5.2 mm; plain; snap-on type; orange



**Item No.: 793-5501/000-005**  
 WMB marking card; as card; for terminal block width 5 - 17.5 mm; stretchable 5 - 5.2 mm; plain; snap-on type; red



**Item No.: 793-5501/000-024**  
 WMB marking card; as card; for terminal block width 5 - 17.5 mm; stretchable 5 - 5.2 mm; plain; snap-on type; violet



**Item No.: 793-5501**  
 WMB marking card; as card; for terminal block width 5 - 17.5 mm; stretchable 5 - 5.2 mm; plain; snap-on type; white



**Item No.: 793-5501/000-002**  
 WMB marking card; as card; for terminal block width 5 - 17.5 mm; stretchable 5 - 5.2 mm; plain; snap-on type; yellow



**Item No.: 794-5615**  
 WMB marking card; as card; MARKED; F1, ..., F10 (10x); stretchable 5 - 5.2 mm; Vertical marking; snap-on type; white



**Item No.: 794-5616**  
 WMB marking card; as card; MARKED; F11, ..., F20 (10x); stretchable 5 - 5.2 mm; Vertical marking; snap-on type; white



**Item No.: 794-5617**  
 WMB marking card; as card; MARKED; F21, ..., F30 (10x); stretchable 5 - 5.2 mm; Vertical marking; snap-on type; white



**Item No.: 794-5618**  
 WMB marking card; as card; MARKED; F31, ..., F40 (10x); stretchable 5 - 5.2 mm; Vertical marking; snap-on type; white



**Item No.: 794-5619**  
 WMB marking card; as card; MARKED; F41, ..., F50 (10x); stretchable 5 - 5.2 mm; Vertical marking; snap-on type; white



**Item No.: 793-501/000-006**  
 WMB marking card; as card; not stretchable; plain; snap-on type; blue



**Item No.: 793-501/000-007**  
 WMB marking card; as card; not stretchable; plain; snap-on type; gray



**Item No.: 793-501/000-023**  
 WMB marking card; as card; not stretchable; plain; snap-on type; green



**Item No.: 793-501/000-017**  
 WMB marking card; as card; not stretchable; plain; snap-on type; light green



**Item No.: 793-501/000-012**  
 WMB marking card; as card; not stretchable; plain; snap-on type; orange



**Item No.: 793-501/000-005**  
 WMB marking card; as card; not stretchable; plain; snap-on type; red



**Item No.: 793-501/000-024**  
 WMB marking card; as card; not stretchable; plain; snap-on type; violet



**Item No.: 793-501**  
 WMB marking card; as card; not stretchable; plain; snap-on type; white



**Item No.: 793-501/000-002**  
 WMB marking card; as card; not stretchable; plain; snap-on type; yellow

1.1.2.1 Marker



**Item No.: 2009-115/000-006**  
WMB-Inline; for Smart Printer; 1500 pieces on roll; stretchable 5 - 5.2 mm; plain; snap-on type; blue



**Item No.: 2009-115/000-007**  
WMB-Inline; for Smart Printer; 1500 pieces on roll; stretchable 5 - 5.2 mm; plain; snap-on type; gray



**Item No.: 2009-115/000-023**  
WMB-Inline; for Smart Printer; 1500 pieces on roll; stretchable 5 - 5.2 mm; plain; snap-on type; green



**Item No.: 2009-115/000-017**  
WMB-Inline; for Smart Printer; 1500 pieces on roll; stretchable 5 - 5.2 mm; plain; snap-on type; light green



**Item No.: 2009-115/000-012**  
WMB-Inline; for Smart Printer; 1500 pieces on roll; stretchable 5 - 5.2 mm; plain; snap-on type; orange



**Item No.: 2009-115/000-024**  
WMB-Inline; for Smart Printer; 1500 pieces on roll; stretchable 5 - 5.2 mm; plain; snap-on type; violet



**Item No.: 2009-115**  
WMB-Inline; for Smart Printer; 1500 pieces on roll; stretchable 5 - 5.2 mm; plain; snap-on type; white



**Item No.: 2009-115/000-002**  
WMB-Inline; for Smart Printer; 1500 pieces on roll; stretchable 5 - 5.2 mm; plain; snap-on type; yellow

1.1.2.2 Marking strip



**Item No.: 2009-110**  
Marking strips; for Smart Printer; on reel; not stretchable; plain; snap-on type; white

1.1.3 Screwless end stop

1.1.3.1 Mounting accessories



**Item No.: 249-117**  
Screwless end stop; 10 mm wide; for DIN-rail 35 x 15 and 35 x 7.5; gray



**Item No.: 249-116**  
Screwless end stop; 6 mm wide; for DIN-rail 35 x 15 and 35 x 7.5; gray

1.1.4 Terminal blocks

1.1.4.1 Carrier terminal block for modules and plugs




**Item No.: 2006-1664**  
2-conductor carrier terminal block; for DIN-rail 35 x 15 and 35 x 7.5; 6 mm<sup>2</sup>; Push-in CAGE CLAMP®; 6,00 mm<sup>2</sup>; blue



**Item No.: 2006-1661**  
2-conductor carrier terminal block; for DIN-rail 35 x 15 and 35 x 7.5; 6 mm<sup>2</sup>; Push-in CAGE CLAMP®; 6,00 mm<sup>2</sup>; gray

Installation Notes

Installation

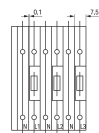


**Fuse plug dimensions**  
Pivoting fuse holder with spare fuse holder

## Installation



The end plate ensures that the fuse can only be removed when the fuse plug is pulled out.



Open side of terminal block left

When using 10.4 mm wide plugs, please note:

The extra width of the plug (10.4 mm compared to 7.5 mm for carrier terminal blocks) must be compensated for with intermediate plates (2.9 mm) when building an assembly of carrier terminal blocks equipped with fuse plugs.