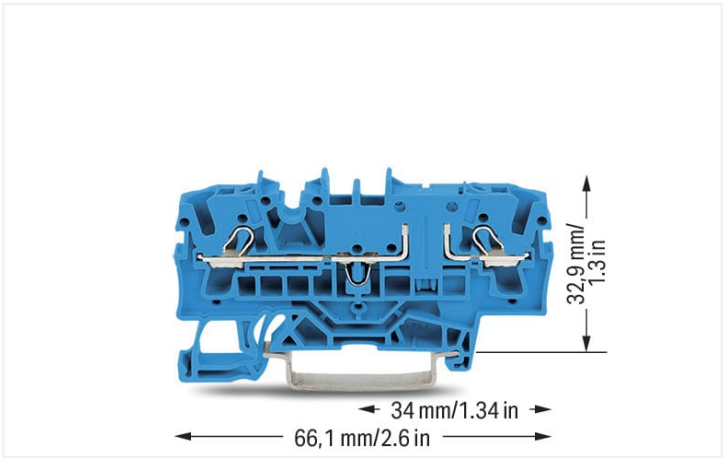
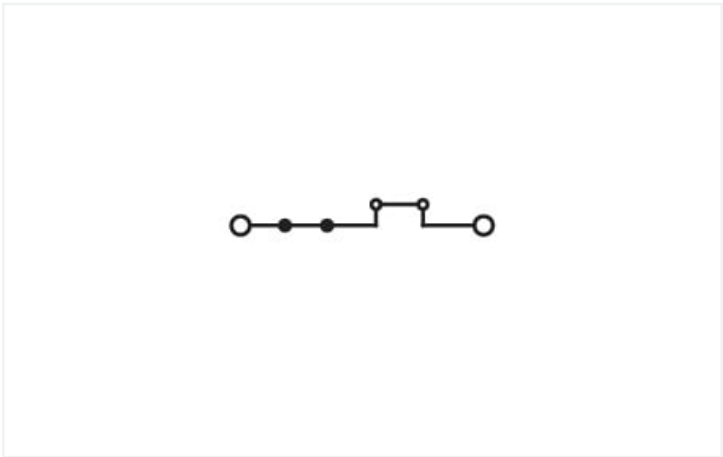



Data Sheet | Item Number: 2002-1604
2-conductor through terminal block; 2.5 mm²; with test option; same profile as 2-conductor disconnect terminal block; side and center marking; for DIN-rail 35 x 15 and 35 x 7.5; Push-in CAGE CLAMP®; 2,50 mm²; blue
<https://www.wago.com/2002-1604>



Color: ■ blue



Similar to illustration

Electrical data				
Ratings per		IEC/EN 60947-7-1		
Overvoltage category		III	III	II
Pollution degree		3	2	2
Nominal voltage		400 V	-	-
Rated surge voltage		6 kV	-	-
Rated current		16 A	-	-
Approvals per		UL 1059		
Use group		B	C	D
Rated voltage		300 V	300 V	-
Rated current		15 A	15 A	-
Approvals per		CSA 22.2 No 158		
Use group		B	C	D
Rated voltage		300 V	300 V	-
Rated current		15 A	15 A	-
Ex information		Reference hazardous areas		
		See application instructions in section "Knowledge and Downloads – Documentation – Additional Information: Technical Section; Technical Explanations"		
Ratings per		ATEX: KIWA 17 ATEX 0030 U / IECEx: KIWA 17.0014U (Ex ec IIC Gc)		
Rated voltage EN (Ex e II)		440 V		
Rated current (Ex e II)		17 A		



Power Loss	
Power loss, per pole (potential)	0.3405 W
Rated current I _N for specified power loss	16 A
Resistance value for specified, current-dependent power loss	0.00133 Ω

Connection data			
Connection points	2	Connection 1	
Total number of potentials	1	Connection technology	Push-in CAGE CLAMP®
Number of levels	1	Actuation type	Operating tool
Number of jumper slots	2	Connectable conductor materials	Copper
		Nominal cross-section	2.5 mm²
		Solid conductor	0.25 ... 4 mm² / 22 ... 12 AWG
		Solid conductor; push-in termination	0.75 ... 4 mm² / 18 ... 12 AWG
		Fine-stranded conductor	0.25 ... 4 mm² / 22 ... 12 AWG
		Fine-stranded conductor; with insulated ferrule	0.25 ... 2.5 mm² / 22 ... 14 AWG
		Fine-stranded conductor; with ferrule; push-in termination	1 ... 2.5 mm² / 18 ... 14 AWG
		Note (conductor cross-section)	Depending on the conductor characteristic, a conductor with a smaller cross-section can also be inserted via push-in termination.
		Strip length	10 ... 12 mm / 0.39 ... 0.47 inches
		Wiring direction	Front-entry wiring

Physical data	
Width	5.2 mm / 0.205 inches
Height	66.1 mm / 2.602 inches
Depth from upper-edge of DIN-rail	32.9 mm / 1.295 inches

Mechanical data	
Mounting type	DIN-35 rail
Marking level	Center/side marking

Material data	
Note (material data)	Information on material specifications can be found here
Color	blue
Material group	I
Insulation material	Polyamide (PA66)
Flammability class per UL94	V0
Fire load	0.159 MJ
Weight	7.6 g



Environmental requirements	
Processing temperature	-35 ... +85 °C
Continuous operating temperature	-60 ... +105 °C
Commercial data	
Product Group	22 (TOPJOB S)
eCl@ss 10.0	27-14-11-20
eCl@ss 9.0	27-14-11-20
ETIM 8.0	EC000897
ETIM 7.0	EC000897
PU (SPU)	50 pcs
Packaging type	Box
Country of origin	CN
GTIN	4045454974664
Customs tariff number	85369010000

Environmental Product Compliance	
RoHS Compliance Status	Compliant, No Exemption

Approvals / Certificates		
General approvals		
Approval	Standard	Certificate Name
CCA DEKRA Certification B.V.	EN 60947	NTR NL 7941
CSA DEKRA Certification B.V.	C22.2 No. 158	1536069
KEMA/KEUR DEKRA Certification B.V.	EN 60947	71-124163
UL Underwriters Laboratories Inc.	UL 1059	E45172
Declarations of conformity and manufacturer's declarations		
Approval	Standard	Certificate Name
ATEX-Attestation of Conformity WAGO GmbH & Co. KG	-	-
EU-Declaration of Conformity WAGO GmbH & Co. KG	-	-
Railway WAGO GmbH & Co. KG	-	Railway Ready
UK-Declaration of Conformity WAGO GmbH & Co. KG	-	-

Approvals for marine applications		
Approval	Standard	Certificate Name
ABS American Bureau of Shipping	EN 60947	20-HG1941090-PDA
DNV GL Det Norske Veritas, Germanischer Lloyd	-	TAE00001V2
Approvals for hazardous areas		
Approval	Standard	Certificate Name
AEx Underwriters Laboratories Inc.	UL 60079	E185892 (AEx eb IIC resp. Ex eb IIC)
ATEX KIWA Netherlands B.V.	EN 60079	KIWA 17ATEX0030 U
CCC CNEX	GB/T 3836.3	2020312313000180 (Ex ec IIC Gc)
IECEx KIWA Netherlands B.V.	EN 60079	IECEx KIWA 17.0014U (Ex ec IIC Gc)



Downloads

Environmental Product Compliance

Compliance Search

Environmental Product Compliance 2002-1604

↓

Documentation

Additional Information

Technical Sectionpdf2240.62 KB

↓

Bid Text

2002-160429.04.2019xml3.99 KB

↓

2002-160423.04.2019docx15.46 KB

↓

CAD/CAE-Data

CAD data

2D/3D Models2002-1604

↓

CAE data

EPLAN Data Portal2002-1604

↓

WSCAD Universe2002-1604

↓

ZUKEN Portal2002-1604


↓

1 Compatible Products


1.1 Required Accessories

1.1.1 End plate


1.1.1.1 End plate



Item No.: 2002-1691
End and intermediate plate; 1 mm thick; gray



Item No.: 2002-1692
End and intermediate plate; 1 mm thick; orange




Item No.: 209-191
Separator for Ex e/Ex i applications; 3 mm thick; 120 mm wide; orange


1.2 Optional Accessories

1.2.1 DIN-rail


1.2.1.1 Mounting accessories




Item No.: 210-196
Aluminum carrier rail; 35 x 8.2 mm; 1.6 mm thick; 2 m long; unslotted; similar to EN 60715; silver-colored




Item No.: 210-198
Copper carrier rail; 35 x 15 mm; 2.3 mm thick; 2 m long; unslotted; according to EN 60715; copper-colored




Item No.: 210-508
Steel carrier rail; 35 x 15 mm; 1.5 mm thick; 2 m long; slotted; galvanized; similar to EN 60715; silver-colored




Item No.: 210-197
Steel carrier rail; 35 x 15 mm; 1.5 mm thick; 2 m long; slotted; similar to EN 60715; silver-colored




Item No.: 210-506
Steel carrier rail; 35 x 15 mm; 1.5 mm thick; 2 m long; unslotted; galvanized; similar to EN 60715; silver-colored



Item No.: 210-114
Steel carrier rail; 35 x 15 mm; 1.5 mm thick; 2 m long; unslotted; similar to EN 60715; silver-colored



Item No.: 210-118
Steel carrier rail; 35 x 15 mm; 2.3 mm thick; 2 m long; unslotted; according to EN 60715; silver-colored



Item No.: 210-115
Steel carrier rail; 35 x 7.5 mm; 1 mm thick; 2 m long; slotted; according to EN 60715; "Hole width 18 mm; silver-colored



1.2.1.1 Mounting accessories



Item No.: 210-112
Steel carrier rail; 35 x 7.5 mm; 1 mm thick; 2 m long; slotted; according to EN 60715; "Hole width 25 mm; silver-colored



Item No.: 210-504
Steel carrier rail; 35 x 7.5 mm; 1 mm thick; 2 m long; slotted; galvanized; according to EN 60715; silver-colored



Item No.: 210-113
Steel carrier rail; 35 x 7.5 mm; 1 mm thick; 2 m long; unslotted; according to EN 60715; silver-colored



Item No.: 210-505
Steel carrier rail; 35 x 7.5 mm; 1 mm thick; 2 m long; unslotted; galvanized; according to EN 60715; silver-colored

1.2.2 Ferrule

1.2.2.1 Ferrule



Item No.: 216-241
Ferrule; Sleeve for 0.5 mm² / 20 AWG; insulated; electro-tin plated; electrolytic copper; gastight crimped; acc. to DIN 46228, Part 4/09.90; white



Item No.: 216-242
Ferrule; Sleeve for 0.75 mm² / 18 AWG; insulated; electro-tin plated; electrolytic copper; gastight crimped; acc. to DIN 46228, Part 4/09.90; gray



Item No.: 216-262
Ferrule; Sleeve for 0.75 mm² / 18 AWG; insulated; electro-tin plated; electrolytic copper; gastight crimped; acc. to DIN 46228, Part 4/09.90; gray



Item No.: 216-243
Ferrule; Sleeve for 1 mm² / AWG 18; insulated; electro-tin plated; electrolytic copper; gastight crimped; acc. to DIN 46228, Part 4/09.90; red



Item No.: 216-263
Ferrule; Sleeve for 1 mm² / AWG 18; insulated; electro-tin plated; electrolytic copper; gastight crimped; acc. to DIN 46228, Part 4/09.90; red



Item No.: 216-244
Ferrule; Sleeve for 1.5 mm² / AWG 16; insulated; electro-tin plated; electrolytic copper; gastight crimped; acc. to DIN 46228, Part 4/09.90; black



Item No.: 216-264
Ferrule; Sleeve for 1.5 mm² / AWG 16; insulated; electro-tin plated; electrolytic copper; gastight crimped; acc. to DIN 46228, Part 4/09.90; black



Item No.: 216-246
Ferrule; Sleeve for 2.5 mm² / AWG 14; insulated; electro-tin plated; electrolytic copper; gastight crimped; acc. to DIN 46228, Part 4/09.90; blue



Item No.: 216-266
Ferrule; Sleeve for 2.5 mm² / AWG 14; insulated; electro-tin plated; electrolytic copper; gastight crimped; acc. to DIN 46228, Part 4/09.90; blue

1.2.3 Installation

1.2.3.1 Cover



Item No.: 709-156
Cover; Type 3; suitable for cover carrier, type 3; 1 m long; transparent

1.2.3.2 Cover carrier



Item No.: 709-169
Cover carrier; Type 3; incl. fixing/retaining screws and knurled nut; suitable for 279 to 282 and 880 Series rail-mounted terminal blocks; suitable for 264 Series miniature rail-mounted terminal blocks; suitable for 270 Series sensor and actuator terminal blocks; gray

1.2.4 Insulation stop

1.2.4.1 Insulation stop

**Item No.: 2002-171**

Insulation stop; 0.25 - 0.5 mm²; 5 pieces/strip; light gray

**Item No.: 2002-172**

Insulation stop; 0.75 - 1 mm²; 5 pieces/strip; dark gray

1.2.5 Jumper

1.2.5.1 Jumper

**Item No.: 2002-400**

Continuous jumper; 2-way; insulated; light gray

**Item No.: 2002-423/000-006**

Continuous jumper; from 1 to 3; insulated; blue

**Item No.: 2002-423**

Continuous jumper; from 1 to 3; insulated; light gray

**Item No.: 2002-423/000-005**

Continuous jumper; from 1 to 3; insulated; red

**Item No.: 2002-424/000-006**

Continuous jumper; from 1 to 4; insulated; blue

**Item No.: 2002-424**

Continuous jumper; from 1 to 4; insulated; light gray

**Item No.: 2002-424/000-005**

Continuous jumper; from 1 to 4; insulated; red

**Item No.: 2002-406/020-000**

Delta jumper; insulated; light gray

**Item No.: 2002-410/000-006**

Jumper; 10-way; insulated; blue

**Item No.: 2002-410**

Jumper; 10-way; insulated; light gray

**Item No.: 2002-410/000-005**

Jumper; 10-way; insulated; red

**Item No.: 2002-402/000-006**

Jumper; 2-way; insulated; blue

**Item No.: 2002-402**

Jumper; 2-way; insulated; light gray

**Item No.: 2002-402/000-005**

Jumper; 2-way; insulated; red

**Item No.: 2002-403/000-006**

Jumper; 3-way; insulated; blue

**Item No.: 2002-403**

Jumper; 3-way; insulated; light gray

**Item No.: 2002-403/000-005**

Jumper; 3-way; insulated; red

**Item No.: 2002-404/000-006**

Jumper; 4-way; insulated; blue

**Item No.: 2002-404**

Jumper; 4-way; insulated; light gray

**Item No.: 2002-404/000-005**

Jumper; 4-way; insulated; red

**Item No.: 2002-405/000-006**

Jumper; 5-way; insulated; blue

**Item No.: 2002-405**

Jumper; 5-way; insulated; light gray

**Item No.: 2002-405/000-005**

Jumper; 5-way; insulated; red

**Item No.: 2002-406/000-006**

Jumper; 6-way; insulated; blue

**Item No.: 2002-406**

Jumper; 6-way; insulated; light gray

**Item No.: 2002-406/000-005**

Jumper; 6-way; insulated; red

**Item No.: 2002-407/000-006**

Jumper; 7-way; insulated; blue

**Item No.: 2002-407**

Jumper; 7-way; insulated; light gray

**Item No.: 2002-407/000-005**

Jumper; 7-way; insulated; red

**Item No.: 2002-408/000-006**

Jumper; 8-way; insulated; blue

**Item No.: 2002-408**

Jumper; 8-way; insulated; light gray

**Item No.: 2002-408/000-005**

Jumper; 8-way; insulated; red

**Item No.: 2002-409/000-006**

Jumper; 9-way; insulated; blue

**Item No.: 2002-409**

Jumper; 9-way; insulated; light gray

**Item No.: 2002-409/000-005**

Jumper; 9-way; insulated; red

**Item No.: 2002-440**

Jumper; from 1 to 10; insulated; light gray

**Item No.: 2002-433**

Jumper; from 1 to 3; insulated; light gray

**Item No.: 2002-434**

Jumper; from 1 to 4; insulated; light gray

**Item No.: 2002-435**

Jumper; from 1 to 5; insulated; light gray

**Item No.: 2002-436**

Jumper; from 1 to 6; insulated; light gray

**Item No.: 2002-437**

Jumper; from 1 to 7; insulated; light gray

**Item No.: 2002-438**

Jumper; from 1 to 8; insulated; light gray

**Item No.: 2002-439**

Jumper; from 1 to 9; insulated; light gray

**Item No.: 2002-480**

Staggered jumper; 10-way; insulated; light gray

1.2.5.1 Jumper

**Item No.: 2002-481**

Staggered jumper; 11-way; insulated; light gray

**Item No.: 2002-482**

Staggered jumper; 12-way; insulated; light gray

**Item No.: 2002-473/011-000**

Staggered jumper; 2-way; from 1 to 3; insulated; light gray

**Item No.: 2002-472**

Staggered jumper; 2-way; insulated; light gray

**Item No.: 2002-473**

Staggered jumper; 3-way; insulated; light gray

**Item No.: 2002-475/011-000**

Staggered jumper; 3-way; insulated; light gray

**Item No.: 2002-474**

Staggered jumper; 4-way; insulated; light gray

**Item No.: 2002-475**

Staggered jumper; 5-way; insulated; light gray

**Item No.: 2002-476**

Staggered jumper; 6-way; insulated; light gray

**Item No.: 2002-477**

Staggered jumper; 7-way; insulated; light gray

**Item No.: 2002-478**

Staggered jumper; 8-way; insulated; light gray

**Item No.: 2002-479**

Staggered jumper; 9-way; insulated; light gray

**Item No.: 2002-477/011-000**

Staggered jumper; insulated; light gray

**Item No.: 2002-479/011-000**

Staggered jumper; insulated; light gray

**Item No.: 2002-481/011-000**

Staggered jumper; insulated; light gray

**Item No.: 2002-405/011-000**

Star point jumper; 3-way; insulated; light gray

**Item No.: 210-103**

Wire commoning chain; insulated; black

**Item No.: 210-123**

Wire commoning chain; insulated; blue

1.2.6 Marking

1.2.6.1 Group marker carrier

**Item No.: 2009-191**

Group marker carrier; gray

**Item No.: 2009-192**

Group marker carrier; gray

**Item No.: 2009-193**

Group marker carrier; gray

1.2.6.2 Marker

**Item No.: 2009-145/000-006**

Mini-WSB Inline; for Smart Printer; 1700 pieces on roll; stretchable 5 - 5.2 mm; plain; snap-on type; blue

**Item No.: 2009-145/000-007**

Mini-WSB Inline; for Smart Printer; 1700 pieces on roll; stretchable 5 - 5.2 mm; plain; snap-on type; gray

**Item No.: 2009-145/000-023**

Mini-WSB Inline; for Smart Printer; 1700 pieces on roll; stretchable 5 - 5.2 mm; plain; snap-on type; green

**Item No.: 2009-145/000-012**

Mini-WSB Inline; for Smart Printer; 1700 pieces on roll; stretchable 5 - 5.2 mm; plain; snap-on type; orange

**Item No.: 2009-145/000-005**

Mini-WSB Inline; for Smart Printer; 1700 pieces on roll; stretchable 5 - 5.2 mm; plain; snap-on type; red

**Item No.: 2009-145/000-024**

Mini-WSB Inline; for Smart Printer; 1700 pieces on roll; stretchable 5 - 5.2 mm; plain; snap-on type; violet

**Item No.: 2009-145**

Mini-WSB Inline; for Smart Printer; 1700 pieces on roll; stretchable 5 - 5.2 mm; plain; snap-on type; white

**Item No.: 2009-145/000-002**

Mini-WSB Inline; for Smart Printer; 1700 pieces on roll; stretchable 5 - 5.2 mm; plain; snap-on type; yellow

**Item No.: 248-501/000-006**

Mini-WSB marking card; as card; not stretchable; plain; snap-on type; blue

**Item No.: 248-501/000-007**

Mini-WSB marking card; as card; not stretchable; plain; snap-on type; gray

**Item No.: 248-501/000-023**

Mini-WSB marking card; as card; not stretchable; plain; snap-on type; green

**Item No.: 248-501/000-017**

Mini-WSB marking card; as card; not stretchable; plain; snap-on type; light green

**Item No.: 248-501/000-012**

Mini-WSB marking card; as card; not stretchable; plain; snap-on type; orange

**Item No.: 248-501/000-005**

Mini-WSB marking card; as card; not stretchable; plain; snap-on type; red

**Item No.: 248-501/000-024**

Mini-WSB marking card; as card; not stretchable; plain; snap-on type; violet

**Item No.: 248-501**

Mini-WSB marking card; as card; not stretchable; plain; snap-on type; white

**Item No.: 248-501/000-002**

Mini-WSB marking card; as card; not stretchable; plain; snap-on type; yellow

**Item No.: 793-5501/000-006**

WMB marking card; as card; for terminal block width 5 - 17.5 mm; stretchable 5 - 5.2 mm; plain; snap-on type; blue

**Item No.: 793-5501/000-014**

WMB marking card; as card; for terminal block width 5 - 17.5 mm; stretchable 5 - 5.2 mm; plain; snap-on type; brown

**Item No.: 793-5501/000-007**

WMB marking card; as card; for terminal block width 5 - 17.5 mm; stretchable 5 - 5.2 mm; plain; snap-on type; gray



1.2.6.2 Marker



Item No.: 793-5501/000-023
WMB marking card; as card; for terminal block width 5 - 17.5 mm; stretchable 5 - 5.2 mm; plain; snap-on type; green



Item No.: 793-5501/000-017
WMB marking card; as card; for terminal block width 5 - 17.5 mm; stretchable 5 - 5.2 mm; plain; snap-on type; light green



Item No.: 793-5501/000-012
WMB marking card; as card; for terminal block width 5 - 17.5 mm; stretchable 5 - 5.2 mm; plain; snap-on type; orange



Item No.: 793-5501/000-005
WMB marking card; as card; for terminal block width 5 - 17.5 mm; stretchable 5 - 5.2 mm; plain; snap-on type; red



Item No.: 793-5501/000-024
WMB marking card; as card; for terminal block width 5 - 17.5 mm; stretchable 5 - 5.2 mm; plain; snap-on type; violet



Item No.: 793-5501
WMB marking card; as card; for terminal block width 5 - 17.5 mm; stretchable 5 - 5.2 mm; plain; snap-on type; white



Item No.: 793-5501/000-002
WMB marking card; as card; for terminal block width 5 - 17.5 mm; stretchable 5 - 5.2 mm; plain; snap-on type; yellow



Item No.: 2009-115/000-006
WMB-Inline; for Smart Printer; 1500 pieces on roll; stretchable 5 - 5.2 mm; plain; snap-on type; blue



Item No.: 2009-115/000-007
WMB-Inline; for Smart Printer; 1500 pieces on roll; stretchable 5 - 5.2 mm; plain; snap-on type; gray



Item No.: 2009-115/000-023
WMB-Inline; for Smart Printer; 1500 pieces on roll; stretchable 5 - 5.2 mm; plain; snap-on type; green



Item No.: 2009-115/000-017
WMB-Inline; for Smart Printer; 1500 pieces on roll; stretchable 5 - 5.2 mm; plain; snap-on type; light green



Item No.: 2009-115/000-012
WMB-Inline; for Smart Printer; 1500 pieces on roll; stretchable 5 - 5.2 mm; plain; snap-on type; orange



Item No.: 2009-115/000-005
WMB-Inline; for Smart Printer; 1500 pieces on roll; stretchable 5 - 5.2 mm; plain; snap-on type; red



Item No.: 2009-115/000-024
WMB-Inline; for Smart Printer; 1500 pieces on roll; stretchable 5 - 5.2 mm; plain; snap-on type; violet



Item No.: 2009-115
WMB-Inline; for Smart Printer; 1500 pieces on roll; stretchable 5 - 5.2 mm; plain; snap-on type; white



Item No.: 2009-115/000-002
WMB-Inline; for Smart Printer; 1500 pieces on roll; stretchable 5 - 5.2 mm; plain; snap-on type; yellow

1.2.6.3 Marker carrier



Item No.: 2002-121
Adaptor; gray



Item No.: 2002-161
Adaptor; gray



Item No.: 2009-198
Adaptor; gray

1.2.6.4 Marking strip



Item No.: 2009-110
Marking strips; for Smart Printer; on reel; not stretchable; plain; snap-on type; white

1.2.7 Plug

1.2.7.1 Component module with diode



Item No.: 2002-880/1000-411
Component plug; 2-pole; with diode 1N4007; 10.4 mm wide; Operating temperature 85°C max.; gray

1.2.7.2 Component module with LED



Item No.: 2002-880/1000-541
Component plug; 2-pole; LED (red); 10.4 mm wide; Operating temperature 85°C max.; gray



Item No.: 2002-880/1000-836
Component plug; 2-pole; LED (red); 10.4 mm wide; Operating temperature 85°C max.; gray



Item No.: 2002-880/1000-542
Component plug; 2-pole; LED (red); 10.4 mm wide; Operating temperature 85°C max.; multicoloured



1.2.7.3 Empty component plug housing



Item No.: 2002-880
Empty component plug housing; 10.4 mm wide; 2-pole; Type 4; gray

1.2.8 Protective warning marker

1.2.8.1 Cover



Item No.: 2002-115
Protective warning marker; for 5 terminal blocks; with high-voltage symbol, black; yellow

1.2.9 Push-in type wire jumper

1.2.9.1 Jumper



Item No.: 2009-414
Push-in type wire jumper; 1.5 mm²; insulated; 110 mm long; black



Item No.: 2009-414/000-005
Push-in type wire jumper; 1.5 mm²; insulated; 110 mm long; black



Item No.: 2009-416
Push-in type wire jumper; 1.5 mm²; insulated; 250 mm long; black



Item No.: 2009-414/000-006
Push-in type wire jumper; insulated; 110 mm long; black



Item No.: 2009-412
Push-in type wire jumper; insulated; 60 mm long; black

1.2.10 Screwless end stop

1.2.10.1 Mounting accessories



Item No.: 249-117
Screwless end stop; 10 mm wide; for DIN-rail 35 x 15 and 35 x 7.5; gray



Item No.: 249-116
Screwless end stop; 6 mm wide; for DIN-rail 35 x 15 and 35 x 7.5; gray

1.2.11 Test and measurement

1.2.11.1 Testing accessories



Item No.: 2002-560
Modular TOPJOB®S connector; modular; for jumper contact slot; 10-pole; 2,50 mm²; gray



Item No.: 2002-511
Modular TOPJOB®S connector; modular; for jumper contact slot; 1-pole; 2,50 mm²; gray



Item No.: 2002-552
Modular TOPJOB®S connector; modular; for jumper contact slot; 2-pole; 2,50 mm²; gray



Item No.: 2002-553
Modular TOPJOB®S connector; modular; for jumper contact slot; 3-pole; 2,50 mm²; gray



Item No.: 2002-554
Modular TOPJOB®S connector; modular; for jumper contact slot; 4-pole; 2,50 mm²; gray



Item No.: 2002-555
Modular TOPJOB®S connector; modular; for jumper contact slot; 5-pole; 2,50 mm²; gray



Item No.: 2002-556
Modular TOPJOB®S connector; modular; for jumper contact slot; 6-pole; 2,50 mm²; gray



Item No.: 2002-557
Modular TOPJOB®S connector; modular; for jumper contact slot; 7-pole; 2,50 mm²; gray

1.2.11.1 Testing accessories



Item No.: 2002-558
Modular TOPJOB®S connector; modular; for jumper contact slot; 8-pole; 2,50 mm²; gray



Item No.: 2002-559
Modular TOPJOB®S connector; modular; for jumper contact slot; 9-pole; 2,50 mm²; gray



Item No.: 2002-549
Spacer module; modular; e.g., for bridging commoned terminal blocks; gray



Item No.: 2009-174
Test plug adapter; for 4 mm Ø test plugs; for testing TOPJOB®S rail-mounted terminal blocks; gray



Item No.: 210-136
Test plug; 2 mm Ø; with 500 mm cable; red



Item No.: 2009-182
Testing tap; for max. 2.5 mm²; tool-free connection for individual test wires 0.08 - 2.5 mm; gray



Item No.: 2002-649
TOPJOB®S L-type spacer module; modular; e.g., for bridging commoned terminal blocks; gray



Item No.: 2002-611
TOPJOB®S L-type test plug module; modular; 1-pole; 2,50 mm²; gray

1.2.12 Tool

1.2.12.1 Operating tool



Item No.: 210-658
Operating tool; Blade: 3.5 x 0.5 mm; with a partially insulated shaft; angled; short; multicoloured




Item No.: 210-720
Operating tool; Blade: 3.5 x 0.5 mm; with a partially insulated shaft; multicoloured

Installation Notes


Conductor termination




All conductor types at a glance



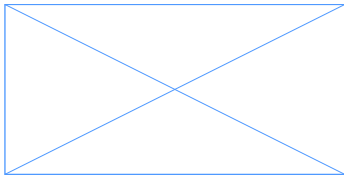
Push-in termination of solid and ferruled conductors



Inserting a conductor via push-in termination:
Solid conductors with cross-sections from either one size above, or up to two sizes below, the rated cross-section can be simply pushed in – no tools needed.




Inserting a conductor via operating tool:
Connecting fine-stranded conductors without ferrules, or small cross-sectional conductors that cannot be pushed in, is performed similarly to the original CAGE CLAMP® – just use an operating tool.
Advantage:
To open the clamp, the operating tool is inserted vertically. The conductor entry is less than 15 degrees for easier wiring.

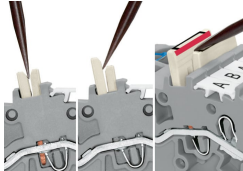


Conductor termination – insulation stop

Commoning



Orient the staggered jumpers' red stripes on the inside. Insert the staggered jumper and push down until it hits the backstop.




Removing a staggered jumper: Insert the operating tool between the staggered jumpers, then lift up the jumper.


Commoning




Continuous jumpers (2002 Series) readily connect an endless number of terminal blocks to each other via single jumper slot. Use the second jumper slot for additional commoning or testing.




The 1-to-3 adjacent jumper for continuous commoning enables every other terminal block to be commoned. For example, positive and negative potentials can be accommodated alongside each other.



This star point jumper has been specially developed to create a "star point" and is used on motor terminal boards equipped with Rail-Mount Terminal Blocks TOPJOB® S.



This delta jumper has been specially developed to create a delta configuration and is used on motor terminal boards equipped with rail-mount terminal blocks TOPJOB® S.




Push down the wire jumper until fully inserted. Lift the jumper with an operating tool for rewiring.


Testing



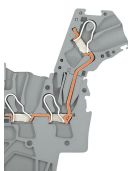
The modular TOPJOB® S connectors also connect conductors of the same size as the terminal blocks being used.



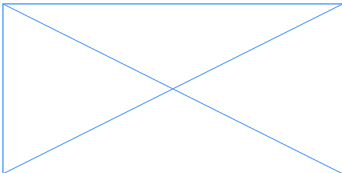
TOPJOB® S Connectors with a 2 mm Ø test socket for testing voltage via 2-pole voltage tester



Rail-mount terminal block assembly for electric motor wiring



L-type test plug module – cross-sectional view of contacts




Test plug adapter (2009-174, CAT I) for 4 mm Ø plugs – compatible with 2000 to 2016 Series




Testing tap (2009-182) for tool-free connection of test cables up to 2.5 mm² (12 AWG) – compatible with 2000 to 2016 Series

Marking



Snapping WMB Inline markers into marker slots.





TOPJOB® S 2009-193 Group Marker Carrier (equipped with a marking strip) for all 2001 to 2016 Series TOPJOB® S Rail-Mount Terminal Blocks
Do not use on an end plate!



Using marker carriers for marking strips (2002-161) in jumper slots.


Ex application



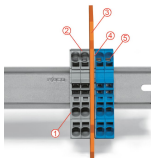
Through terminal blocks with a blue insulated housing are suitable for Ex i applications.



All through and ground conductor terminal blocks are suitable for Ex e II applications.



Separator plate for Ex e/Ex i applications
An end plate must be applied to the terminal block located directly behind an Ex e/Ex i separator plate.



Ex e II/Ex i terminal strip
Note:
The movable feet of terminal blocks and separator plates must face the same direction.

A separator plate is located between the Ex e II and Ex i terminal strip.
End plate
Ex e II terminal blocks
Separator plate for Ex e/Ex i applications
End plate
Ex i terminal blocks
According to EN 50020, a minimum distance of 50 mm must be kept between live parts of Ex e and Ex i circuits. The use of Ex e/Ex i separators is a space-saving solution when Ex e and Ex i terminal blocks are mounted on a common DIN-rail.