

Data Sheet | Item Number: 280-854

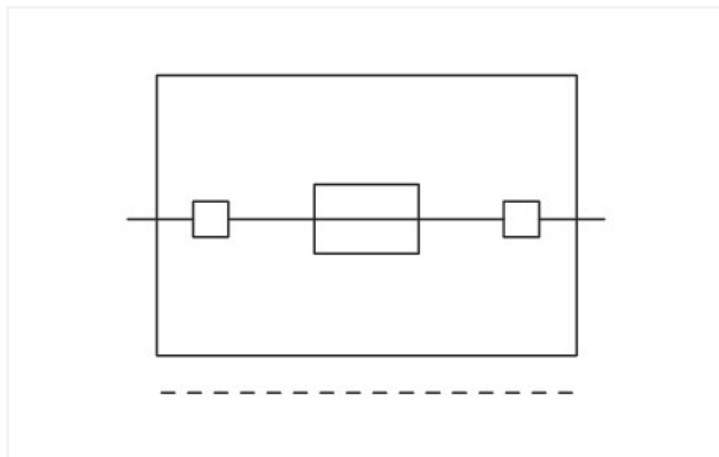
Fuse plug; with soldered miniature fuse; 1 A FF; 5 mm wide; gray

<https://www.wago.com/280-854>



Color: ■ gray

Similar to illustration



Similar to illustration

Fuse plug, 280 Series, gray

Our fuse plug (item number 280-854) simplifies electrical installations.

Electrical data

Ratings per IEC/EN

Nominal voltage (III/3)	125 V
Rated current	5 A
Operation status indicator	None

Ratings per IEC/EN – Notes

Ratings (note)	Electrical ratings are given by the fuse.
----------------	---

General information

Fuse type	Miniature fuse; 1 A FF
-----------	------------------------

Physical data

Width	5 mm / 0.197 inches
-------	---------------------

Mechanical data

Marking level	without marking level
---------------	-----------------------

Material data

Note (material data)	Information on material specifications can be found here
Color	gray
Material group	I
Insulation material (main housing)	Polyamide (PA66)
Flammability class per UL94	V0
Fire load	0.052 MJ
Weight	2.7 g

Environmental requirements

Processing temperature	-35 ... +85 °C
Continuous operating temperature	-60 ... +105 °C

Commercial data

Product Group	1 (Rail Mounted Terminal Blocks)
PU (SPU)	100 pcs
Packaging type	Box
Country of origin	DE
GTIN	4045454196431
Customs tariff number	85366990990

Product Classification

UNSPSC	39121626
eCl@ss 10.0	27-14-11-49
eCl@ss 9.0	27-14-11-49
ETIM 9.0	EC002018
ETIM 10.0	EC002018
ECCN	NO US CLASSIFICATION

Environmental Product Compliance

RoHS Compliance Status	Compliant,With Exemption
RoHS Exemption	7(a)

Approvals / Certificates

General approvals



Approval	Standard	Certificate Name
CCA DEKRA Certification B.V.	EN 60947	2160584.53

Declarations of conformity and manufacturer's declarations

Approval	Standard	Certificate Name
EU-Declaration of Confor- mity WAGO GmbH & Co. KG	-	-
UK-Declaration of Confor- mity WAGO GmbH & Co. KG	-	-

Approvals for marine applications



Approval	Standard	Certificate Name
ABS American Bureau of Ship- ping	EN 60947	24-0152298-PDA
DNV GL Det Norske Veritas, Ger- manischer Lloyd	-	TAE00001V2

Downloads

Environmental Product Compliance

Compliance Search
Environmental Product Compliance 280-854

Documentation

Bid Text			
280-854	19.02.2019	xml 2.82 KB	
280-854	14.03.2017	doc 23.00 KB	

CAD/CAE-Data

CAD data
2D/3D Models 280-854

CAE data
WSCAD Universe 280-854

1 Compatible Products

1.1 Optional Accessories

1.1.1 Terminal blocks

1.1.1.1 Carrier terminal block for modules and plugs



Item No.: 280-616
2-conductor carrier terminal block; for
DIN-rail 35 x 15 and 35 x 7.5; 2.5 mm²; CA-
GE CLAMP®; 2,50 mm²; gray

Item No.: 280-916
2-conductor carrier terminal block; for
DIN-rail 35 x 15 and 35 x 7.5; 2.5 mm²;
CAGE CLAMP®; 2,50 mm²; gray


Item No.: 280-610
3-conductor carrier terminal block; for
DIN-rail 35 x 15 and 35 x 7.5; 2.5 mm²;
CAGE CLAMP®; 2,50 mm²; gray

Item No.: 280-686
4-conductor carrier terminal block; for
DIN-rail 35 x 15 and 35 x 7.5; 2.5 mm²; CA-
GE CLAMP®; 2,50 mm²; gray



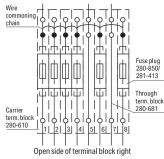
Item No.: 280-816
4-conductor carrier terminal block; for
DIN-rail 35 x 15 and 35 x 7.5; 2.5 mm²; CA-
GE CLAMP®; 2,50 mm²; gray

Installation Notes



Using fuse plugs with rail-mount terminal blocks (280/281 and 769 Series) for control circuit protection is highly advantageous because the function and wiring levels are separated:

- No additional assembly and wiring costs
 - No risk of accidental contact with live parts when disconnecting the fuse plug
 - Quick plug replacement in case of a blown fuse
 - The fuse plug can be removed by service personnel
 - No unintentional reclosing of the circuit by another person
- Additional advantages:
- Terminal blocks/plugs provide ultra high-density wiring in a width of just 5 mm
 - Optional LED indicates blown fuse



Fuse protection of individual outputs;
supply via wire commoning chain