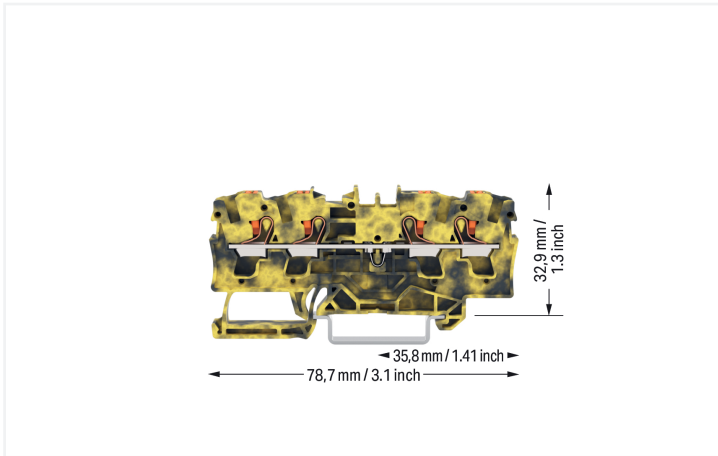


## Data Sheet | Item Number: 2204-1401/000-053

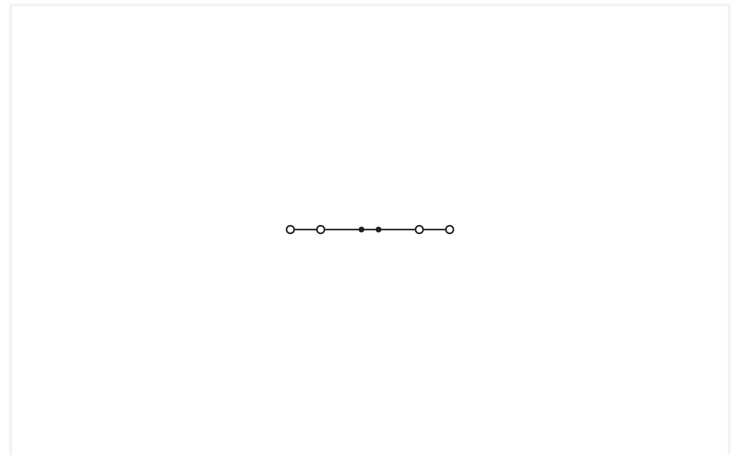

4-conductor through terminal block; with push-button; 4 mm<sup>2</sup>; with test port; suitable for Ex e II applications; side and center marking; for DIN-rail 35 x 15 and 35 x 7.5; Push-in CAGE CLAMP®; 4,00 mm<sup>2</sup>; dark gray-yellow



<https://www.wago.com/2204-1401/000-053>



Color: ■ dark gray/yellow



Similar to illustration

### Through terminal block, 2204 Series, dark gray/yellow

Connecting conductors is quick and easy with this through terminal block (item number 2204-1401/000-053). Strip lengths must be between 11 and 13 mm when connecting conductors to this through terminal block. Whether for use in industry or building installations, our rail-mount through terminal blocks make it easy to quickly and securely connect electrical conductors. They're perfect for either classic through-wiring or distributing potential, depending on the variant. This product features conductor terminals and utilizes Push-in CAGE CLAMP®. Our Push-in CAGE CLAMP® is a universal, maintenance-free connection solution for all conductor types, featuring a winning design: both solid and fine-stranded conductors with ferrules can be directly inserted without the need for tools or any preparation, such as crimping the ferrule. Dimensions: (6.2 x 78.7 x 39.5) mm (width x height x depth). This through terminal block is suitable for conductor cross sections ranging from 0.5 mm<sup>2</sup> to 6 mm<sup>2</sup>.

A push-button is used to operate this through rail-mount terminal block. Our TOPJOB® S rail-mount terminal blocks offer more than just secure electrical connections in all kinds of industrial applications and modern building installations. They also offer the perfect solution for every need: lever, push-button, or operating slot. This product is designed for specific Ex applications (please refer to the product datasheet).

## Electrical data

### Ratings per IEC/EN

|   |  |
|---|--|
| Ratings per                               | IEC/EN 60947-7-1   |
| Nominal voltage (III/3)                   | 800 V  |
| Rated impulse withstand voltage (III / 3) | 8 kV   |
| Rated current                             | 32 A   |
| Legend (ratings)                          | (III / 3) $\Delta$ Overvoltage category III / Pollution degree 3 |

### Ratings per CSA

|                                 |                 |
|---------------------------------|-----------------|
| Approvals per                   | CSA 22.2 No 158 |
| Rated voltage CSA (Use Group B) | 600 V           |
| Rated current CSA (Use Group B) | 30 A            |
| Rated voltage CSA (Use Group C) | 600 V           |
| Rated current CSA (Use Group C) | 30 A            |

### Power Loss

|  |                |
|--|----------------|
| Power loss, per pole (potential)                             | 1.024 W        |
| Rated current $I_N$ for power loss specification             | 32 A           |
| Resistance value for specified, current-dependent power loss | 0.001 $\Omega$ |

## Connection Data

|                            |   |
|----------------------------|---|
| Clamping units             | 4 |
| Total number of potentials | 1 |
| Number of levels           | 1 |
| Number of jumper slots     | 2 |

### Ratings per UL

|                                |         |
|--------------------------------|---------|
| Approvals per                  | UL 1059 |
| Rated voltage UL (Use Group B) | 600 V   |
| Rated current UL (Use Group B) | 30 A    |
| Rated voltage UL (Use Group C) | 600 V   |
| Rated current UL (Use Group C) | 30 A    |

### Ex information

|                                     |   |
|-------------------------------------|---|
| Reference to hazardous areas        | See "Downloads – Documentation – Additional Information: Technical Section; Technical Explanations" |
| Ratings per                         | ATEX: PTB 18 ATEX 1006 U / IECEx: PTB 18.0013U (Ex eb IIC Gb)                                       |
| Rated voltage EN (Ex e II)          | 550 V   |
| Rated current (Ex e II)             | 31 A  |
| Rated current (Ex e II) with jumper | 30 A  |

### General information

|                  |                    |
|------------------|--------------------|
| Wiring direction | Front-entry wiring |
|------------------|--------------------|

### Connection 1

|  |   |
|--|---|
| Connection technology                                      | Push-in CAGE CLAMP®   |
| Actuation type   | Push-button   |
| Connectable conductor materials                            | Copper  |
| Nominal cross-section                                      | 4 mm <sup>2</sup>   |
| Solid conductor  | 0.5 ... 6 mm <sup>2</sup> / 20 ... 10 AWG   |
| Solid conductor; push-in termination                       | 1 ... 6 mm <sup>2</sup> / 14 ... 10 AWG   |
| Fine-stranded conductor                                    | 0.5 ... 6 mm <sup>2</sup> / 20 ... 10 AWG   |
| Fine-stranded conductor; with insulated ferrule            | 0.5 ... 4 mm <sup>2</sup> / 20 ... 12 AWG   |
| Fine-stranded conductor; with ferrule; push-in termination | 1.5 ... 4 mm <sup>2</sup> / 18 ... 12 AWG   |
| Note (conductor cross-section)                             | Depending on the conductor characteristic, a conductor with a smaller cross-section can also be inserted via push-in termination. |
| Strip length   | 11 ... 13 mm / 0.43 ... 0.51 inches   |
| Wiring direction   | Front-entry wiring  |

### Physical data

|                                   |                        |
|-----------------------------------|------------------------|
| Width                             | 6.2 mm / 0.244 inches  |
| Height                            | 78.7 mm / 3.098 inches |
| Depth from upper-edge of DIN-rail | 32.9 mm / 1.295 inches |
| Depth                             | 39.5 mm / 1.555 inches |

### Mechanical data

|               |                     |
|---------------|---------------------|
| Mounting type | DIN-35 rail         |
| Marking level | Center/side marking |

### Material data

|                                    |  |
|------------------------------------|--|
| Note (material data)               | <a href="#">Information on material specifications can be found here</a> |
| Color                              | dark gray/yellow   |
| Material group                     | I  |
| Insulation material (main housing) | Polyamide (PA66)   |
| Flammability class per UL94        | V0   |
| Fire load                          | 0.239 MJ   |
| Actuator color                     | orange   |
| Weight                             | 11.3 g   |

### Environmental requirements

|                                  |                 |
|----------------------------------|-----------------|
| Processing temperature           | -35 ... +85 °C  |
| Continuous operating temperature | -60 ... +105 °C |

### Environmental Testing

|   |   |
|---|---|
| Test specification:<br>Railway applications –<br>Rolling stock –<br>Electronic equipment            | DIN EN 50155 (VDE 0115-200):2022-06                 |
| Test procedure:<br>Railway applications –<br>Rolling stock equipment –<br>Vibration and shock tests | DIN EN 61373 (VDE 0115-0106):2011-04                |
| Spectrum/Mounting location  | Service life test, Category 1, Class A/B            |
| Functional test with noise-like oscillations  | Test passed according to Section 8 of the standard  |
| Frequency   | $f_1 = 5 \text{ Hz}$ to $f_2 = 150 \text{ Hz}$      |
| Acceleration  | 0.101g (highest test level used for all axes)       |
| Test duration per axis  | 10 min.   |
| Test directions   | X, Y and Z axes                                     |
| Monitoring of contact faults and interruptions  | Passed  |
| Voltage drop measurement before and after each axis   | Passed  |
| Simulated service life test through increased levels of noise-like oscillations                     | Test passed according to Section 9 of the standard  |
| Frequency   | $f_1 = 5 \text{ Hz}$ to $f_2 = 150 \text{ Hz}$      |
| Acceleration  | 0.572g (highest test level used for all axes)       |
| Test duration per axis  | 5 h   |
| Test directions   | X, Y and Z axes                                     |
| Extended testing: Monitoring of contact faults and interruptions                                    | Passed  |
| Extended testing: Voltage drop measurement before and after each axis                               | Passed  |
| Shock test  | Test passed according to Section 10 of the standard |
| Shock pulse form  | Half sine   |
| Acceleration  | 5g (highest test level used for all axes)           |
| Shock duration  | 30 ms   |

**Environmental Testing**

|   |                   |
|---|-------------------|
| Number of shocks (per axis)   | 3 pos. und 3 neg. |
| Test directions   | X, Y and Z axes   |
| Extended testing: Monitoring of contact faults and interruptions      | Passed            |
| Extended testing: Voltage drop measurement before and after each axis | Passed            |
| Vibration and shock stress for rolling stock equipment                | Passed            |

**Commercial data**

|                       |               |
|-----------------------|---------------|
| PU (SPU)              | 50 pcs        |
| Packaging type        | Box           |
| Country of origin     | DE            |
| GTIN                  | 4066966471656 |
| Customs tariff number | 85369010000   |

**Product Classification**

|           |                      |
|-----------|----------------------|
| UNSPSC    | 39121410             |
| ETIM 9.0  | EC000897             |
| ETIM 10.0 | EC000897             |
| ECCN      | NO US CLASSIFICATION |

**Environmental Product Compliance**

|                        |                         |
|------------------------|-------------------------|
| RoHS Compliance Status | Compliant, No Exemption |
|------------------------|-------------------------|

**Approvals / Certificates**

**Declarations of conformity and manufacturer's declarations**



| Approval                      | Standard | Certificate Name |
|-------------------------------|----------|------------------|
| Railway<br>WAGO GmbH & Co. KG | -        | Z00004405.000    |

**Downloads**

**Environmental Product Compliance**

**Compliance Search**

|   |   |
|---|---|
| Environmental Product Compliance<br>2204-1401/000-053 | ↓ |
|---|---|

CAD/CAE-Data

CAD data

2D/3D Models  
2204-1401/000-053



1 Compatible Products

1.1 Required Accessories

1.1.1 End plate

1.1.1.1 End plate



[Item No.: 2004-1491](#)

End and intermediate plate; 1 mm thick; gray



[Item No.: 2004-1492](#)

End and intermediate plate; 1 mm thick; orange



[Item No.: 209-191](#)

Separator for Ex e/Ex i applications; 3 mm thick; 120 mm wide; orange

1.2 Optional Accessories

1.2.1 DIN-rail

1.2.1.1 Mounting accessories



[Item No.: 210-196](#)

Aluminum carrier rail; 35 x 8.2 mm; 1.6 mm thick; 2 m long; unslotted; similar to EN 60715; silver-colored



[Item No.: 210-198](#)

Copper carrier rail; 35 x 15 mm; 2.3 mm thick; 2 m long; unslotted; according to EN 60715; copper-colored



[Item No.: 210-197](#)

Steel carrier rail; 35 x 15 mm; 1.5 mm thick; 2 m long; slotted; similar to EN 60715; silver-colored



[Item No.: 210-114](#)

Steel carrier rail; 35 x 15 mm; 1.5 mm thick; 2 m long; unslotted; similar to EN 60715; silver-colored



[Item No.: 210-118](#)

Steel carrier rail; 35 x 15 mm; 2.3 mm thick; 2 m long; unslotted; according to EN 60715; silver-colored



[Item No.: 210-115](#)

Steel carrier rail; 35 x 7.5 mm; 1 mm thick; 2 m long; slotted; according to EN 60715; "Hole width 18 mm; silver-colored



[Item No.: 210-112](#)

Steel carrier rail; 35 x 7.5 mm; 1 mm thick; 2 m long; slotted; according to EN 60715; "Hole width 25 mm; silver-colored



[Item No.: 210-113](#)

Steel carrier rail; 35 x 7.5 mm; 1 mm thick; 2 m long; unslotted; according to EN 60715; silver-colored

1.2.2 End plate

1.2.2.1 End plate



[Item No.: 2004-1493](#)

Separator plate; 2 mm thick; oversized; gray



[Item No.: 2004-1494](#)

Separator plate; 2 mm thick; oversized; orange

### 1.2.3 Ferrule

#### 1.2.3.1 Ferrule



**Item No.: 216-262**

Ferrule; Sleeve for 0.75 mm<sup>2</sup> / 18 AWG; insulated; electro-tin plated; electrolytic copper; gastight crimped; acc. to DIN 46228, Part 4/09.90; gray



**Item No.: 216-263**

Ferrule; Sleeve for 1 mm<sup>2</sup> / AWG 18; insulated; electro-tin plated; electrolytic copper; gastight crimped; acc. to DIN 46228, Part 4/09.90; red



**Item No.: 216-264**

Ferrule; Sleeve for 1.5 mm<sup>2</sup> / AWG 16; insulated; electro-tin plated; electrolytic copper; gastight crimped; acc. to DIN 46228, Part 4/09.90; black



**Item No.: 216-266**

Ferrule; Sleeve for 2.5 mm<sup>2</sup> / AWG 14; insulated; electro-tin plated; electrolytic copper; gastight crimped; acc. to DIN 46228, Part 4/09.90; blue



**Item No.: 216-267**

Ferrule; Sleeve for 4 mm<sup>2</sup> / AWG 12; insulated; electro-tin plated; electrolytic copper; gastight crimped; acc. to DIN 46228, Part 4/09.90; gray

### 1.2.4 Installation

#### 1.2.4.1 Cover



**Item No.: 709-156**

Cover; Type 3; suitable for cover carrier, type 3; 1 m long; transparent

#### 1.2.4.2 Cover carrier



**Item No.: 709-169**

Cover carrier; Type 3; incl. fixing/retaining screws and knurled nut; suitable for 279 to 282 and 880 Series rail-mounted terminal blocks; suitable for 264 Series miniature rail-mounted terminal blocks; suitable for 270 Series sensor and actuator terminal blocks; gray

### 1.2.5 Insulation stop

#### 1.2.5.1 Insulation stop



**Item No.: 2004-171**

Insulation stop; 0.25 - 0.5 mm<sup>2</sup>; 5 pieces/strip; light gray



**Item No.: 2004-172**

Insulation stop; 0.75 - 1 mm<sup>2</sup>; 5 pieces/strip; dark gray

1.2.6 Jumper

1.2.6.1 Jumper



**Item No.: 2004-406/020-000**  
Delta jumper; insulated; light gray



**Item No.: 2004-410**  
Jumper; 10-way; insulated; light gray



**Item No.: 2004-402**  
Jumper; 2-way; insulated; light gray



**Item No.: 2004-403**  
Jumper; 3-way; insulated; light gray



**Item No.: 2004-404**  
Jumper; 4-way; insulated; light gray



**Item No.: 2004-405**  
Jumper; 5-way; insulated; light gray



**Item No.: 2004-406**  
Jumper; 6-way; insulated; light gray



**Item No.: 2004-407**  
Jumper; 7-way; insulated; light gray



**Item No.: 2004-408**  
Jumper; 8-way; insulated; light gray



**Item No.: 2004-409**  
Jumper; 9-way; insulated; light gray



**Item No.: 2004-440**  
Jumper; from 1 to 10; insulated; light gray



**Item No.: 2004-433**  
Jumper; from 1 to 3; insulated; light gray



**Item No.: 2004-434**  
Jumper; from 1 to 4; insulated; light gray



**Item No.: 2004-435**  
Jumper; from 1 to 5; insulated; light gray



**Item No.: 2004-436**  
Jumper; from 1 to 6; insulated; light gray



**Item No.: 2004-437**  
Jumper; from 1 to 7; insulated; light gray



**Item No.: 2004-438**  
Jumper; from 1 to 8; insulated; light gray



**Item No.: 2004-439**  
Jumper; from 1 to 9; insulated; light gray



**Item No.: 2004-405/011-000**  
Star point jumper; 3-way; insulated; light gray




**Item No.: 2006-499**  
Step-down jumper; from 2006/2004 to 2004/2002/2001 series; from 2206/2204 to 2204/2202/2201 series; insulated; light gray



**Item No.: 2016-499**  
Step-down jumper; from 2016/2010 to 2010/2006/2004/2002 series; from 2216/2210 to 2210/2206/2204/2202 series; insulated; light gray



**Item No.: 210-103**  
Wire commoning chain; insulated; black



**Item No.: 210-123**  
Wire commoning chain; insulated; blue

1.2.7 Marking

1.2.7.1 Group marker carrier



**Item No.: 2009-191**  
Group marker carrier; gray



**Item No.: 2009-192**  
Group marker carrier; gray



**Item No.: 2009-193**  
Group marker carrier; gray

1.2.7.2 Marker



**Item No.: 2009-145/000-006**  
Mini-WSB Inline; for Smart Printer; 1700 pieces on roll; stretchable 5 - 5.2 mm; plain; snap-on type; blue



**Item No.: 2009-145/000-007**  
Mini-WSB Inline; for Smart Printer; 1700 pieces on roll; stretchable 5 - 5.2 mm; plain; snap-on type; gray



**Item No.: 2009-145/000-023**  
Mini-WSB Inline; for Smart Printer; 1700 pieces on roll; stretchable 5 - 5.2 mm; plain; snap-on type; green



**Item No.: 2009-145/000-012**  
Mini-WSB Inline; for Smart Printer; 1700 pieces on roll; stretchable 5 - 5.2 mm; plain; snap-on type; orange



**Item No.: 2009-145/000-005**  
Mini-WSB Inline; for Smart Printer; 1700 pieces on roll; stretchable 5 - 5.2 mm; plain; snap-on type; red



**Item No.: 2009-145/000-024**  
Mini-WSB Inline; for Smart Printer; 1700 pieces on roll; stretchable 5 - 5.2 mm; plain; snap-on type; violet



**Item No.: 2009-145**  
Mini-WSB Inline; for Smart Printer; 1700 pieces on roll; stretchable 5 - 5.2 mm; plain; snap-on type; white



**Item No.: 2009-145/000-002**  
Mini-WSB Inline; for Smart Printer; 1700 pieces on roll; stretchable 5 - 5.2 mm; plain; snap-on type; yellow



**Item No.: 248-501/000-006**  
Mini-WSB marking card; as card; not stretchable; plain; snap-on type; blue



**Item No.: 248-501/000-007**  
Mini-WSB marking card; as card; not stretchable; plain; snap-on type; gray



**Item No.: 248-501/000-023**  
Mini-WSB marking card; as card; not stretchable; plain; snap-on type; green



**Item No.: 248-501/000-017**  
Mini-WSB marking card; as card; not stretchable; plain; snap-on type; light green

1.2.7.2 Marker



**Item No.: 248-501/000-012**  
Mini-WSB marking card; as card; not stretchable; plain; snap-on type; orange

**Item No.: 248-501/000-005**  
Mini-WSB marking card; as card; not stretchable; plain; snap-on type; red

**Item No.: 248-501/000-024**  
Mini-WSB marking card; as card; not stretchable; plain; snap-on type; violet

**Item No.: 248-501**  
Mini-WSB marking card; as card; not stretchable; plain; snap-on type; white



**Item No.: 248-501/000-002**  
Mini-WSB marking card; as card; not stretchable; plain; snap-on type; yellow

**Item No.: 793-5501/000-006**  
WMB marking card; as card; for terminal block width 5 - 17.5 mm; stretchable 5 - 5.2 mm; plain; snap-on type; blue

**Item No.: 793-5501/000-007**  
WMB marking card; as card; for terminal block width 5 - 17.5 mm; stretchable 5 - 5.2 mm; plain; snap-on type; gray

**Item No.: 793-5501/000-023**  
WMB marking card; as card; for terminal block width 5 - 17.5 mm; stretchable 5 - 5.2 mm; plain; snap-on type; green



**Item No.: 793-5501/000-017**  
WMB marking card; as card; for terminal block width 5 - 17.5 mm; stretchable 5 - 5.2 mm; plain; snap-on type; light green

**Item No.: 793-5501/000-012**  
WMB marking card; as card; for terminal block width 5 - 17.5 mm; stretchable 5 - 5.2 mm; plain; snap-on type; orange

**Item No.: 793-5501/000-005**  
WMB marking card; as card; for terminal block width 5 - 17.5 mm; stretchable 5 - 5.2 mm; plain; snap-on type; red

**Item No.: 793-5501/000-024**  
WMB marking card; as card; for terminal block width 5 - 17.5 mm; stretchable 5 - 5.2 mm; plain; snap-on type; violet



**Item No.: 793-5501**  
WMB marking card; as card; for terminal block width 5 - 17.5 mm; stretchable 5 - 5.2 mm; plain; snap-on type; white

**Item No.: 793-5501/000-002**  
WMB marking card; as card; for terminal block width 5 - 17.5 mm; stretchable 5 - 5.2 mm; plain; snap-on type; yellow

**Item No.: 793-501/000-006**  
WMB marking card; as card; not stretchable; plain; snap-on type; blue

**Item No.: 793-501/000-007**  
WMB marking card; as card; not stretchable; plain; snap-on type; gray



**Item No.: 793-501/000-023**  
WMB marking card; as card; not stretchable; plain; snap-on type; green

**Item No.: 793-501/000-017**  
WMB marking card; as card; not stretchable; plain; snap-on type; light green

**Item No.: 793-501/000-012**  
WMB marking card; as card; not stretchable; plain; snap-on type; orange

**Item No.: 793-501/000-005**  
WMB marking card; as card; not stretchable; plain; snap-on type; red



**Item No.: 793-501/000-024**  
WMB marking card; as card; not stretchable; plain; snap-on type; violet

**Item No.: 793-501**  
WMB marking card; as card; not stretchable; plain; snap-on type; white

**Item No.: 793-501/000-002**  
WMB marking card; as card; not stretchable; plain; snap-on type; yellow

**Item No.: 2009-115/000-006**  
WMB-Inline; for Smart Printer; 1500 pieces on roll; stretchable 5 - 5.2 mm; plain; snap-on type; blue



**Item No.: 2009-115/000-007**  
WMB-Inline; for Smart Printer; 1500 pieces on roll; stretchable 5 - 5.2 mm; plain; snap-on type; gray

**Item No.: 2009-115/000-023**  
WMB-Inline; for Smart Printer; 1500 pieces on roll; stretchable 5 - 5.2 mm; plain; snap-on type; green

**Item No.: 2009-115/000-017**  
WMB-Inline; for Smart Printer; 1500 pieces on roll; stretchable 5 - 5.2 mm; plain; snap-on type; light green

**Item No.: 2009-115/000-012**  
WMB-Inline; for Smart Printer; 1500 pieces on roll; stretchable 5 - 5.2 mm; plain; snap-on type; orange



**Item No.: 2009-115/000-024**  
WMB-Inline; for Smart Printer; 1500 pieces on roll; stretchable 5 - 5.2 mm; plain; snap-on type; violet

**Item No.: 2009-115**  
WMB-Inline; for Smart Printer; 1500 pieces on roll; stretchable 5 - 5.2 mm; plain; snap-on type; white

**Item No.: 2009-115/000-002**  
WMB-Inline; for Smart Printer; 1500 pieces on roll; stretchable 5 - 5.2 mm; plain; snap-on type; yellow

1.2.7.3 Marker carrier



**Item No.: 2009-198**  
Adaptor; gray

1.2.7.4 Marking strip



**Item No.: 2009-110**  
Marking strips; for Smart Printer; on reel; not stretchable; plain; snap-on type; white

## 1.2.8 Screwless end stop

### 1.2.8.1 Mounting accessories



**Item No.: 249-117**

Screwless end stop; 10 mm wide; for DIN-rail 35 x 15 and 35 x 7.5; gray



**Item No.: 249-116**

Screwless end stop; 6 mm wide; for DIN-rail 35 x 15 and 35 x 7.5; gray

## 1.2.9 Test and measurement

### 1.2.9.1 Testing accessories



**Item No.: 2004-511**

Modular TOPJOB®S connector; modular; for jumper contact slot; 1-pole; gray



**Item No.: 2004-552**

Modular TOPJOB®S connector; modular; for jumper contact slot; 2-pole; gray



**Item No.: 2004-553**

Modular TOPJOB®S connector; modular; for jumper contact slot; 3-pole; gray



**Item No.: 2004-554**

Modular TOPJOB®S connector; modular; for jumper contact slot; 4-pole; gray



**Item No.: 2004-555**

Modular TOPJOB®S connector; modular; for jumper contact slot; 5-pole; gray



**Item No.: 2004-549**

Spacer module; modular; e.g., for bridging commoned terminal blocks; gray



**Item No.: 2009-174**

Test plug adapter; for 4 mm Ø test plugs; for testing TOPJOB®S rail-mounted terminal blocks; gray



**Item No.: 2009-182**

Testing tap; for max. 2.5 mm<sup>2</sup>; tool-free connection for individual test wires 0.08 - 2.5 mm; gray

## 1.2.10 Tool

### 1.2.10.1 Operating tool



**Item No.: 210-658**

Operating tool; Blade: 3.5 x 0.5 mm; with a partially insulated shaft; angled; short; multicoloured




**Item No.: 210-720**

Operating tool; Blade: 3.5 x 0.5 mm; with a partially insulated shaft; multicoloured

## Installation Notes

### Conductor termination



All conductor types at a glance



Push-in termination of solid and ferruled conductors




Insert fine-stranded conductors via operating tool.



Removing all conductors via operating tool.

### Commoning



Insert a push-in type jumper bar and push down until it hits the backstop.



Commoning with step-down jumpers.




**Step-down jumper (2006-499)** commons 6/4 mm<sup>2</sup> (10/12 AWG) terminal blocks (2206/2204 Series) with 4/2.5/1.5 mm<sup>2</sup> (AWG 12/14/16) terminal blocks (2204/2202/2201 Series).

## Testing




Testing with a 2 mm Ø test plug (max. 42 V).

## Marking



Snapping a marking strip into a marker slot.



Snapping a marking strip into the marker slot.