
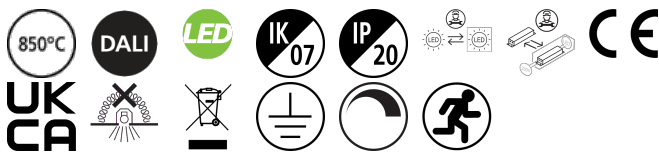


RANA Surface 600  
RANA LED S 600 HO 4K LOUV+PRI DALI EMPRO W G2  
0051474



Product features

- Surface or Suspended LED Linear luminaire with Louvre + Prismatic Optic, Direct Light Distribution, Luminaire Dimensions: 616x616x50mm, Sylvania White body colour, IP20, IK07, Light Engine Dimensions: 570x285mm, DALI Dimmable, Low LED flicker (+/-5%), Emergency PRO 3 hours, Neutral White (4000K) LED Colour Temperature, 4500lm, 44W, 102lm/W efficacy, CRI>80, 3 SDCM (3-step MacAdam ellipse) LED Colour Consistency, UGR<19, Luminance at 65° < 3000 cd/m2, Lumen Maintenance: L90B10 at 50,000 hours, Quick electrical connection with push-connectors in the luminaire, Glow Wire Test 850°C.

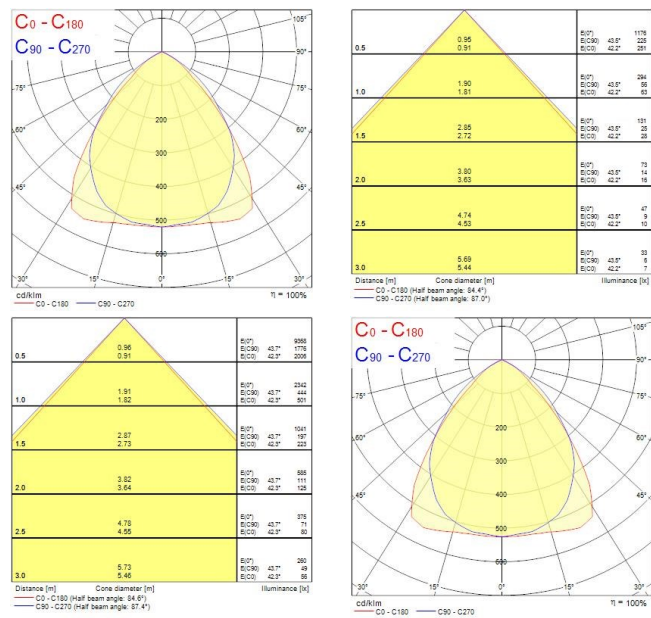


PRODUCT OVERVIEW

Product name	RANA LED S 600 HO 4K LOUV+PRI DALI EMPRO W G2
Technology	LED
Cap/Base	N/A
Housing	Steel
Mount	Ceiling surface mounting, Suspended
General application	Office, Hospitality, Retail, Education
ETIM Class	EC002892
Warranty	5 years
Useful luminous flux (Fuse)	4500
Fixture luminous flux (lm)	4500
Luminous flux (lm)	4500
Luminaire efficacy (lm/W)	102
Correlated colour temperature (k)	4000
Light colour	Neutral White
CRI (Ra)	80
Colour Variation Initial (SDCM)	SDCM3
Glare control	< 19
Photobiological Risk Group	RG0
Luminous flux (emergency) (lm)	427
Total power consumption (W)	44
Electrical protection	Class I
Control gear type	Electronic ballast
Dimmable	Yes
Dimming method	DALI, Switch-dim (mains-rated)
Minimum dimming level (%)	1
Housing colour	White
IP rating	IP20
IK rating	IK07
Product EAN number	5410288514741

RANA Surface 600  
RANA LED S 600 HO 4K LOUV+PRI DALI EMPRO W G2  
0051474

PHOTOMETRY



TECHNICAL DRAWINGS

