

Data Sheet | Item Number: 713-1422/037-000

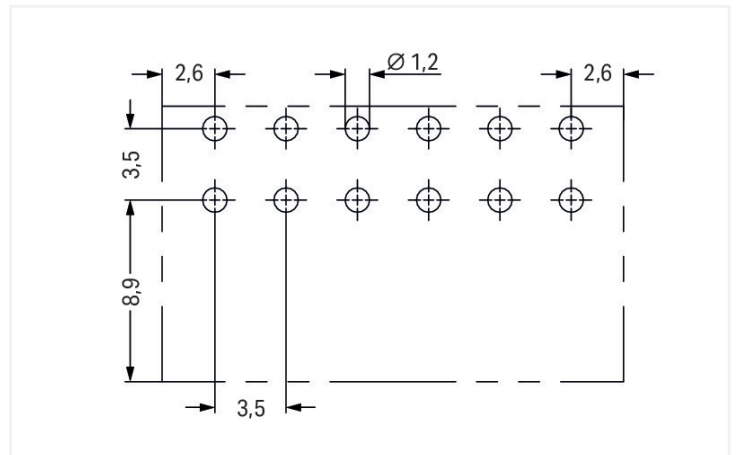
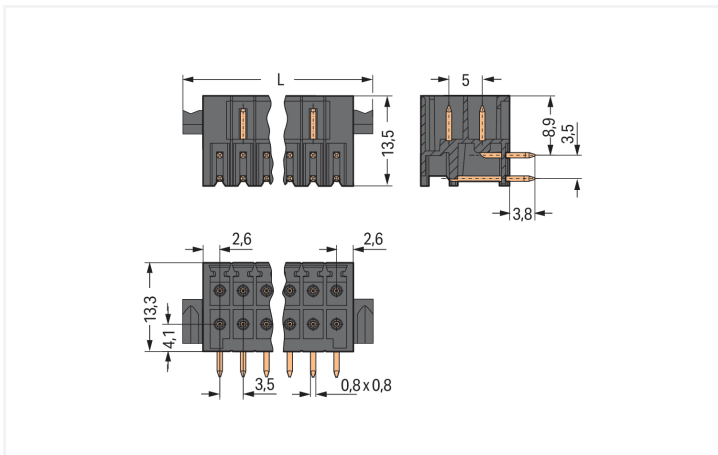
THT male header, 2-row; 0.8 x 0.8 mm solder pin; angled; 100% protected against mismatching; Levers; Pin spacing 3.5 mm; 4-pole; black

<https://www.wago.com/713-1422/037-000>



Color: ■ black

Similar to illustration



Dimensions in mm

$L = [(pole\ no./2) - 1] \times pin\ spacing + 11.6\ mm$

Male connector, 713 Series, solder pin dimensions 0.8 x 0.8 mm

This male connector (item number 713-1422/037-000) provides seamless electrical installations. Dimensions: (15.1 x 17.1 x 13.5) mm (width x height x depth).

Tin is used for coating the contact surfaces. THT is used to assemble the pcb connector.

Notes

Safety Information

The MCS – MULTI CONNECTION SYSTEM includes connectors without breaking capacity in accordance with DIN EN 61984. When used as intended, these connectors must not be connected/disconnected when live or under load. When used as intended, these connectors must not be connected/disconnected when live or under load. The circuit design should ensure header pins, which can be touched, are not live when unmated.

Variants:

Other pole numbers
Other solder pin lengths
Gold-plated or partially gold-plated contact surfaces
Other versions (or variants) can be requested from WAGO Sales or configured at <https://configurator.wago.com/>.

Electrical data

| Ratings per | IEC/EN 60664-1 | | | Approvals per | UL 1059 | | |
|---------------------------------|----------------|--------|--------|---------------|---------|------|---|
| Overvoltage category | III | III | II | Use group | B | C | D |
| Pollution degree | 3 | 2 | 2 | Rated voltage | 150 V | 50 V | - |
| Nominal voltage | 80 V | 160 V | 250 V | Rated current | 10 A | 10 A | - |
| Rated impulse withstand voltage | 2.5 kV | 2.5 kV | 2.5 kV | | | | |
| Rated current | 10 A | 10 A | 10 A | | | | |

| Approvals per | CSA | | |
|---------------|-------|---|---|
| Use group | B | C | D |
| Rated voltage | 150 V | - | - |
| Rated current | 12 A | - | - |

Connection Data

| | | | |
|----------------------------|---|---------------------|---|
| Total number of potentials | 4 | Connection 1 | |
| Number of connection types | 1 | Pole number | 4 |
| Number of levels | 2 | | |

Physical data

| | |
|--------------------------------------|--------------------------|
| Pin spacing | 3.5 mm / 0.138 inches |
| Width | 15.1 mm / 0.594 inches |
| Height | 17.3 mm / 0.681 inches |
| Height from the surface | 13.3 mm / 0.524 inches |
| Depth | 13.5 mm / 0.524 inches |
| Solder pin length | 3.8 mm |
| Solder pin dimensions | 0.8 x 0.8 mm |
| Drilled hole diameter with tolerance | 1.2 ^(+0.1) mm |

Mechanical data

| | |
|--------------------------|-----|
| Variable coding | Yes |
| Anti-rotation protection | Yes |

Plug-in connection

| | |
|------------------------------------|---------------------|
| Contact type (pluggable connector) | Male connector/plug |
| Connector (connection type) | for PCB |
| Mismating protection | Yes |
| Mating direction to the PCB | 0° |
| Locking of plug-in connection | Locking lever |

PCB contact

| | |
|-------------------------------------|--|
| PCB contact | THT |
| Solder pin arrangement | over the entire male connector (in-line) |
| Number of solder pins per potential | 1 |

Material data

| | |
|------------------------------------|--|
| Note (material data) | Information on material specifications can be found here |
| Color | black |
| Material group | I |
| Insulation material (main housing) | Polyphthalamide (PPA GF) |
| Flammability class per UL94 | V0 |
| Contact material | Electrolytic copper (E _{Cu}) |
| Contact Plating | Tin |
| Fire load | 0.036 MJ |
| Weight | 1.6 g |

Environmental requirements

| | |
|-------------------------|-----------------|
| Limit temperature range | -60 ... +100 °C |
| Processing temperature | -35 ... +60 °C |

Commercial data

| | |
|-----------------------|---------------|
| PU (SPU) | 80 pcs |
| Packaging type | Box |
| Country of origin | PL |
| GTIN | 4066966230505 |
| Customs tariff number | 85366930000 |

Product Classification

| | |
|------------|----------------------|
| UNSPSC | 39121409 |
| eCl@ss 9.0 | 27-44-04-02 |
| ETIM 9.0 | EC002637 |
| ETIM 10.0 | EC002637 |
| ECCN | NO US CLASSIFICATION |

Environmental Product Compliance

RoHS Compliance Status Compliant, No Exemption

Approvals / Certificates

General approvals



| Approval | Standard | Certificate Name |
|---------------------------------------|---------------|------------------|
| CB DEKRA Certification B.V. | IEC 61984 | NL-102427 |
| CSA CSA Group | C22.2 No. 158 | 2315087 |
| KEMA/KEUR DEKRA Certification B.V. | EN 61984 | 71-133740 |

Downloads

Environmental Product Compliance

Compliance Search

| | |
|--|---|
| Environmental Product Compliance 713-1422/037-000 | ↓ |
|--|---|

Documentation

Additional Information

| | | | |
|-------------------|------------|-------------------|---|
| Technical Section | 03.04.2019 | pdf 2027.26 KB | ↓ |
|-------------------|------------|-------------------|---|

CAD/CAE-Data

CAD data

| | |
|----------------------------------|---|
| 2D/3D Models 713-1422/037-000 | ↓ |
|----------------------------------|---|

1 Compatible Products

1.1 System counterpart

1.1.1 Female connector/socket



Item No.: [713-1102/037-000](#)
 1-conductor female connector, 2-row; CAGE CLAMP®; 1.5 mm²; Pin spacing 3.5 mm; 4-pole; 100% protected against mis-mating; Levers; 1,50 mm²; black



Item No.: [713-1102/037-000/031-000](#)
 1-conductor female connector, 2-row; CAGE CLAMP®; 1.5 mm²; Pin spacing 3.5 mm; 4-pole; 100% protected against mis-mating; Levers; Strain relief plate; 1,50 mm²; black

1.2 Optional Accessories

1.2.1 Coding


1.2.1.1 Coding



Item No.: [714-101](#)
Coding key; orange

Installation Notes

Coding



Coding a male header by inserting a coding pin.