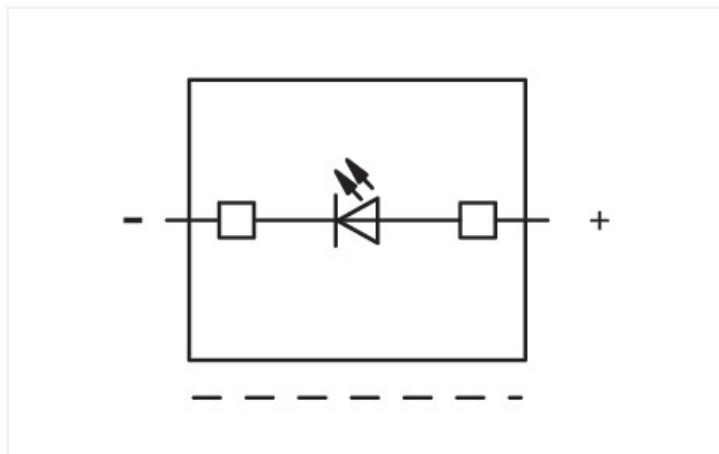


Data Sheet | Item Number: 280-801/281-413

Component plug; for carrier terminal blocks; 2-pole; LED (red); 24 VDC; 5 mm wide; gray

<https://www.wago.com/280-801/281-413>



Color: ■ gray

Component module with LED, 280 Series, gray

Seamless electrical installations are guaranteed with this component module with LED (item number 280-801/281-413).

Electrical data

Ratings per IEC/EN		General information	
Operation status indicator	24 VDC	Number/type of diode/LED	Red LED

Physical data

Width	5 mm / 0.197 inches
-------	---------------------

Material data

Note (material data)	Information on material specifications can be found here
Color	gray
Material group	I
Insulation material (main housing)	Polyamide (PA66)
Flammability class per UL94	V0
Fire load	0.054 MJ
Weight	2.6 g

Environmental requirements

Processing temperature	-35 ... +85 °C
Continuous operating temperature	-60 ... +105 °C

Commercial data

Product Group	1 (Rail Mounted Terminal Blocks)
PU (SPU)	100 pcs
Packaging type	Box
Country of origin	DE
GTIN	4050821864851
Customs tariff number	85366990990

Product Classification

UNSPSC	39121402
eCl@ss 10.0	27-14-11-49
eCl@ss 9.0	27-14-11-49
ETIM 9.0	EC002018
ETIM 10.0	EC002018
ECCN	NO US CLASSIFICATION

Environmental Product Compliance

RoHS Compliance Status	Compliant, No Exemption
------------------------	-------------------------

Downloads




Environmental Product Compliance

Compliance Search			
Environmental Product Compliance	280-801/281-413		↓

Documentation

Bid Text			
280-801/281-413	19.02.2019	xml 2.68 KB	↓
280-801/281-413	27.04.2017	doc 23.50 KB	↓

CAD/CAE-Data

CAD data	CAE data
2D/3D Models 280-801/281-413 	WSCAD Universe 280-801/281-413 
	ZUKEN Portal 280-801/281-413 

1 Compatible Products

1.1 Optional Accessories

1.1.1 Terminal blocks

1.1.1.1 Carrier terminal block for modules and plugs



Item No.: 280-616

2-conductor carrier terminal block; for DIN-rail 35 x 15 and 35 x 7.5; 2.5 mm²; CAGE CLAMP®; 2,50 mm²; gray



Item No.: 280-916

2-conductor carrier terminal block; for DIN-rail 35 x 15 and 35 x 7.5; 2.5 mm²; CAGE CLAMP®; 2,50 mm²; gray



Item No.: 280-610

3-conductor carrier terminal block; for DIN-rail 35 x 15 and 35 x 7.5; 2.5 mm²; CAGE CLAMP®; 2,50 mm²; gray



Item No.: 280-686

4-conductor carrier terminal block; for DIN-rail 35 x 15 and 35 x 7.5; 2.5 mm²; CAGE CLAMP®; 2,50 mm²; gray



Item No.: 280-816

4-conductor carrier terminal block; for DIN-rail 35 x 15 and 35 x 7.5; 2.5 mm²; CAGE CLAMP®; 2,50 mm²; gray

Installation Notes


Installation



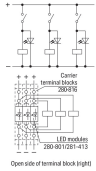
The monitoring of control and operating current circuits with LED modules on rail-mount terminal blocks provides several advantages:

- No additional assembly and wiring costs
 - Separation into functional and wiring levels
 - Modules can be replaced quickly by other types of modules
- Additional advantages:
- Polarized switching direction
 - Terminal blocks/modules provide high-density wiring in a width of just 5 mm

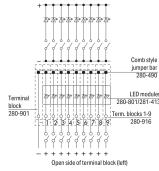
Commoning



Carrier terminal blocks with component plugs, alternate comb-style jumper bars, 3-way comb-style jumper bar



Voltage control assigned to current circuits



LED gate for collective fault indication – individual display