


# Safety Luminaire

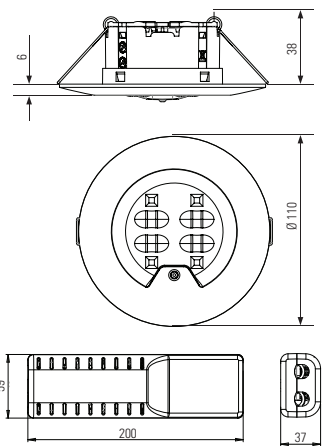
## RoundTech MR SEO



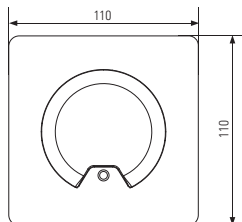
RoundTech MR SEO



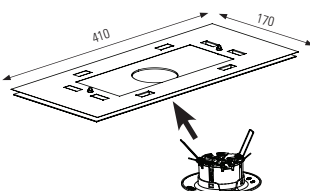
Dimensions in mm



Square trim



Renovation trim



### RoundTech Medium Recessed DALI

- LED self-contained safety luminaire
- Installation up to 6.5 m with optimum spacing of 30 m for 1lux illumination
- eFocus programming: narrow and wide light distribution, programmed by the user
  - One product applicable for Escape Route or Open Area illumination
  - User / installer to define light distribution to fit the application
- Suitable for use in cinemas, theatres, shopping malls, industrial units, healthcare or hotels
- Automatic test for reduced inspection effort
- Simple fault analysis and status display via bicolor LED
- For connection to the DALI monitoring system
- Selectable operation mode (Maintained or Non-Maintained) via switch or external contact
- Brightness selectable in mains operation (60lm) via magnet with additional setting (30%, 70%, 100%)
- Easy recessed installation via standard hole saw (Ø 64-78mm)
- Low eco footprint thanks to its eco-design, low consumption and lithium battery
- Round or Square trim available for aesthetic customization options and colours

Luminous flux	200lm
Operation	Maintained / Non-Maintained
Duration	3h
Testing system	Test by magnet, Automatic Test
Degree of protection	IP65 / IK05
Connection terminals	up to 2x2.5 mm <sup>2</sup> screwless pushwire In & Out mains terminals (L, N, E) DALI bus through-wiring up to 2,5 mm <sup>2</sup>
Rated voltage	220-240 V AC, 50/60 Hz
Housing material	Polycarbonate (850 °C glow wire resistant)
Housing colour	White RAL9003 (custom color variants available)
Insulation Class	Class II
Color Rendering Index	R70
Color Temperature	5700K
Light source	4 LEDs Escape Route / 4 LEDs Open Area
Permissible ambient temperature	+5°C to +45°C

### Ordering details

Order code	Description					
<b>DALI</b>						
RT2RSEO200DMP3HIP	RoundTech Med. Recessed DALI MNM IP65	✓	1.8VA/1.1W	3h	200 lm	LiFePO4 3.2V / 3Ah

### Accessories

		<b>Black mat</b> RAL9005	<b>Dark Grey</b> RAL7015	<b>Silver gloss</b> RAL9007
	RT2R-RT Round trim for RoundTech Medium Recessed	RT2R-RTB	RT2R-RTG	RT2R-RTS
	RT2R-ST Square trim for RoundTech Medium Recessed	RT2R-STB	RT2R-STG	RT2R-STS
	RT2R-RP Renovation Plate for RoundTech medium Recessed			
	RT2R-BAT1 Battery Pack, LifePO4 3.2V 1.5Ah			
	RT2R-BAT3 Battery Pack, LifePO4 3.2V 3Ah			
	EMN Eaton Magnet for configuration and tests			

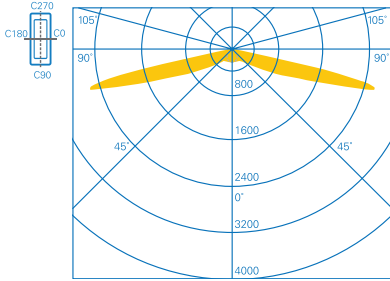
\* Degree of protection of the luminaire: IP65 (Once installed in the ceiling, the luminaire face is rated IP65)  
Degree of protection of the module housing: IP20

# Safety Luminaire

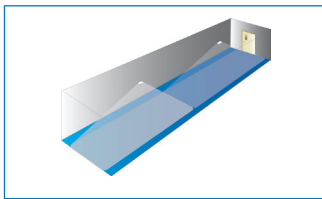
RoundTech MR SEO



## RoundTech MR Escape Route light distribution



Ceiling mounting,  
Escape Route, LowBay



Escape route for 1 lux

eFocus, Escape Route light distribution, enables installations for corridors, escape routes and maximizes the distance between lighting fixtures.

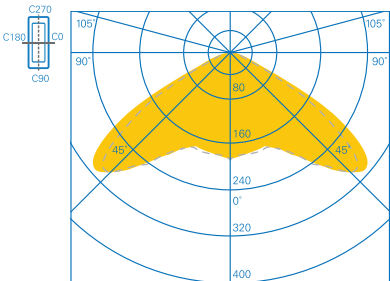
### LowBay - Planning help for RoundTech 1.0 lx / 0.5lx

Maintenance factor MF = 94 %, battery operation, ceiling mounting and distances in m

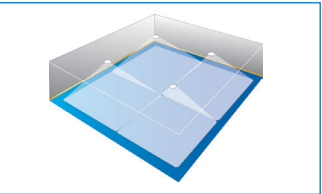
Mounting height [m]	Lux level directly under	Diagram				
2,5	7,7	1,9 (2,3)	4,7 (5,9)	8,9 (9,8)	19,5 (21,1)	
3,0	5,4	2,1 (2,5)	5,0 (6,3)	10,0 (11,2)	22,4 (24,3)	
Ceiling mounting Escape route center	3,5	3,9	2,3 (2,7)	5,4 (6,6)	11,0 (12,5)	25,0 (27,4)
4,0	3,0	2,4 (2,9)	5,8 (6,9)	11,5 (13,7)	27,4 (30,4)	
200lm LowBay	5,0	1,9	2,4 (3,2)	6,4 (7,6)	8,8 (15,6)	30,4 (35,7)
6,0	1,3	2,1 (3,4)	6,8 (8,4)	2,9 (16,1)	26,6 (40,2)	



## RoundTech MR Open area light distribution



Ceiling mounting,  
Open area, LowBay



Open area for 0.5 lux

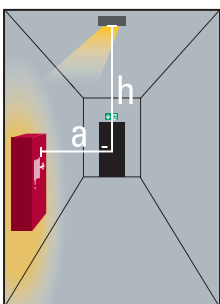
eFocus, Open Area light distribution, enables installations for large areas where no fixed escape route is defined, meaning that the complete area must be illuminated.

### LowBay - Planning help for RoundTech 1.0 lx / 0.5lx

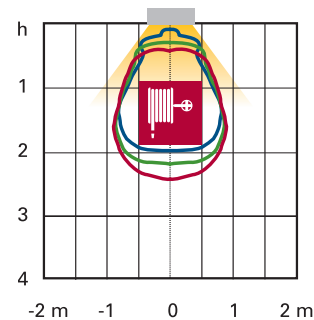
Maintenance factor MF = 94 %, battery operation, ceiling mounting and distances in m

Luminaire type	Height (m)	Distance for 1 lx (0.5 lx)			
Ceiling mounting Room illumination 200lm LowBay	2,5	4,2 (4,9)	8,9 (9,9)	1,0 (5,1)	9,2 (10,3)
	3,0	4,3 (5,4)	9,9 (11,3)	1,3 (1,1)	10,3 (11,7)
	3,5	4,3 (5,8)	10,0 (12,5)	1,2 (1,3)	11,2 (12,9)
	4,0	2,2 (5,9)	11,0 (13,6)	1,4 (1,4)	11,9 (14,1)
	5,0	2,0 (6,0)	12,0 (15,3)	1,8 (1,6)	12,3 (15,8)
	6,0	0,8 (2,8)	12,0 (16,6)	0,5 (2,0)	12,1 (17,2)
	7,5	0,5 (2,2)	11,0 (17,2)	0,5 (1,9)	11,1 (17,1)
	9,0	1,6 (0,6)	8,2 (16,7)	1,2 (0,5)	8,1 (16,8)
	10,0	0,7 (0,5)	5,9 (16,2)	0,6 (0,5)	6,1 (16,2)

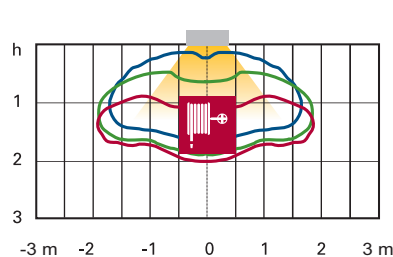
### Points of emphasis



200lm SE with maintenance factor 0.94



200lm SO with maintenance factor 0.94



Area in which a minimum illuminance of 5lx is achieved, depending on distance a and the rated operating time:

- a = 2.0 m
- a = 1.5 m
- a = 1.0 m

Rotation during application of the light head is required in order to illuminate safety points.