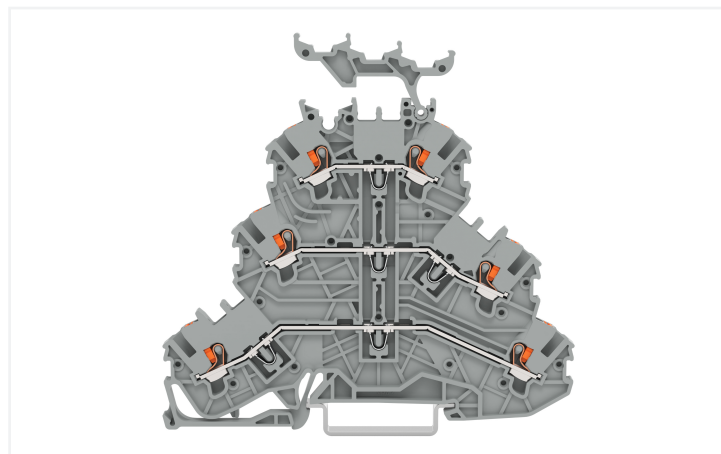
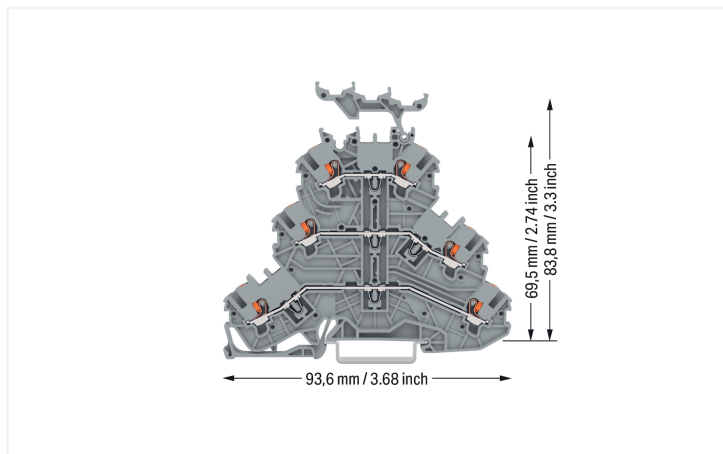


Data Sheet | Item Number: 2200-3231

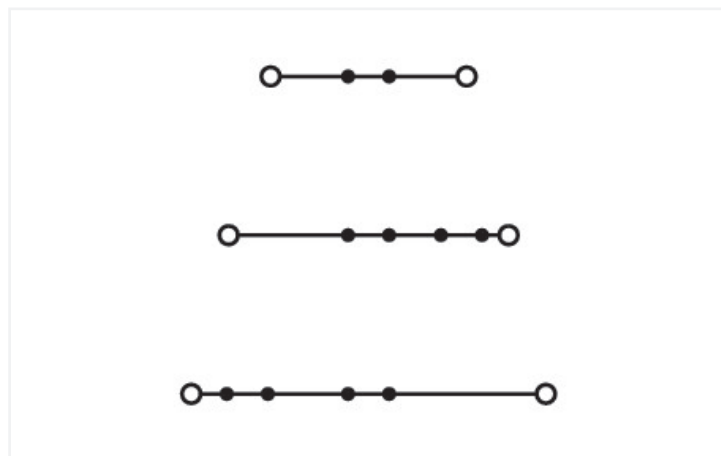
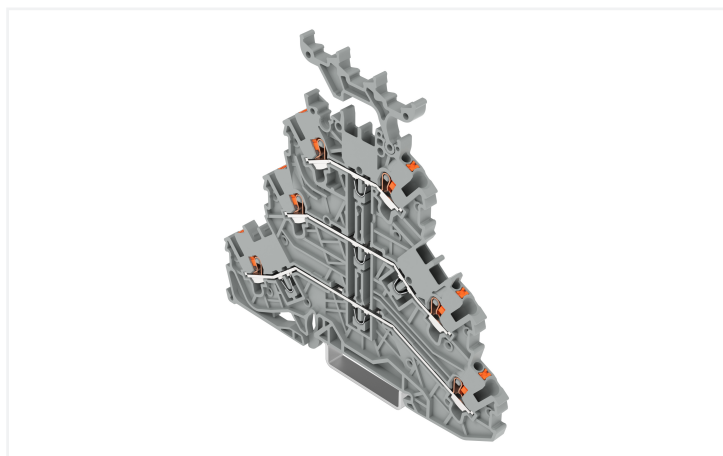
Triple-deck terminal block; with push-button; Through/through/through terminal block; L/L/L; with marker carrier; suitable for Ex e II applications; for DIN-rail 35 x 15 and 35 x 7.5; 1 mm²; Push-in CAGE CLAMP®; 1,00 mm²; gray



<https://www.wago.com/2200-3231>



Color: ■ gray



Similar to illustration

Triple-deck terminal block, 2200 Series, gray

Seamless electrical installations are guaranteed with this triple-deck terminal block (item number 2200-3231). Conductors can only be connected to this triple-deck terminal block if their strip length is between 9 and 11 mm. The triple-deck terminal block also serves as a through terminal block. This product features conductor terminals and utilizes Push-in CAGE CLAMP®. Push-in CAGE CLAMP® technology provides a universal connection solution for any type of conductor. It allows both solid and fine-stranded conductors with ferrules to be inserted directly into the clamping point without the need for tools. This triple-deck terminal block is suitable for conductor cross sections ranging from 0.14 mm² to 1.5 mm².

This product is designed for specific Ex applications (please refer to the product datasheet).

Electrical data

| Ratings per | IEC/EN 60664-1 | | |
|---|----------------|-----|----|
| Overvoltage category | III | III | II |
| Pollution degree | 3 | 2 | 2 |
| Nominal voltage | 500 V | - | - |
| Rated impulse withstand voltage | 6 kV | - | - |
| Rated current | 13.5 A | - | - |
| Current at conductor cross-section (max.) mm ² | 16 A | - | - |

Ex information

| | |
|------------------------------|---|
| Reference to hazardous areas | See "Downloads – Documentation – Additional Information: Technical Section; Technical Explications" |
|------------------------------|---|

Power Loss

| | |
|--|------------------|
| Power loss, per pole (potential) | 0.4338 W |
| Rated current I_N for power loss specification | 13.5 A |
| Resistance value for specified, current-dependent power loss | 0.00238 Ω |

Connection Data

| | |
|----------------------------|---|
| Total number of potentials | 3 |
| Number of levels | 3 |
| Number of jumper slots | 6 |

Connection 1

| | |
|--|---|
| Connection technology | Push-in CAGE CLAMP® |
| Number of connection points | 3 |
| Actuation type | Push-button |
| Actuation direction 1 | Operation parallel to conductor entry |
| Connectable conductor materials | Copper |
| Nominal cross-section | 1 mm ² |
| Solid conductor | 0.14 ... 1.5 mm ² / 24 ... 16 AWG |
| Solid conductor; push-in termination | 0.5 mm ² / 20 AWG |
| Stranded conductor | 0.14 ... 1.5 mm ² / 24 ... 16 AWG |
| Fine-stranded conductor | 0.14 ... 1.5 mm ² / 24 ... 16 AWG |
| Fine-stranded conductor; with insulated ferrule | 0.5 ... 0.75 mm ² / 20 ... 18 AWG |
| Fine-stranded conductor; with ferrule; push-in termination | 0.5 mm ² / 20 AWG |
| Note (conductor cross-section) | Depending on the conductor characteristic, a conductor with a smaller cross-section can also be inserted via push-in termination. |
| Strip length | 9 ... 11 mm / 0.35 ... 0.43 inches |

Connection 2

| | |
|-----------------------------|---|
| Number of connection points | 3 |
|-----------------------------|---|

Physical data

| | |
|-----------------------------------|------------------------|
| Width | 3.5 mm / 0.138 inches |
| Height | 93.6 mm / 3.685 inches |
| Depth from upper-edge of DIN-rail | 69.5 mm / 2.736 inches |

Mechanical data

| | |
|-------------------|---------------------------------------|
| Potential marking | L/L/L |
| Mounting type | DIN-35 x 15 rail DIN-35 x 7.5 rail |
| Marking level | Center/side marking |

Material data

| | |
|------------------------------------|--|
| Note (material data) | Information on material specifications can be found here |
| Color | gray |
| Material group | I |
| Insulation material (main housing) | Polyamide (PA66) |
| Flammability class per UL94 | V0 |
| Fire load | 0.296 MJ |
| Actuator color | orange |
| Weight | 13.5 g |

Environmental requirements

| | |
|----------------------------------|-----------------|
| Processing temperature | -35 ... +85 °C |
| Continuous operating temperature | -60 ... +105 °C |

Commercial data

| | |
|-----------------------|---------------|
| PU (SPU) | 40 pcs |
| Packaging type | Box |
| Country of origin | PL |
| GTIN | 4066966382563 |
| Customs tariff number | 85369010000 |

Product Classification

| | |
|-----------|----------------------|
| UNSPSC | 39121410 |
| ETIM 9.0 | EC000897 |
| ETIM 10.0 | EC000897 |
| ECCN | NO US CLASSIFICATION |

Environmental Product Compliance

| | |
|------------------------|-------------------------|
| RoHS Compliance Status | Compliant, No Exemption |
|------------------------|-------------------------|

Approvals / Certificates

General approvals



| Approval | Standard | Certificate Name |
|---------------------------------------|----------|------------------|
| CSA CSA Group | C22.2 | 70173737 |
| KEMA/KEUR DEKRA Certification B.V. | EN 60947 | 71-134795 |

Declarations of conformity and manufacturer's declarations

| Approval | Standard | Certificate Name |
|---|----------|------------------|
| EU-Declaration of Confor- mity WAGO GmbH & Co. KG | - | - |

Approvals for hazardous areas



| Approval | Standard | Certificate Name |
|---|-------------|---|
| ATEX Physikalisch Technische Bundesanstalt | IEC 60079 | PTB 18 ATEX 1003 U (II 2 G Ex eb II C Gb bzw. I M 2 Ex eb I Mb) |
| CCC CQST/CNEC | GB/T 3836.3 | 2020312313000166 |
| IECEX Physikalisch Technische Bundesanstalt | IEC 60079 | IECEX PTB 18.0010U (Ex eb IIC Gb and Ex eb I Mb) |

Downloads

Environmental Product Compliance

Compliance Search

Environmental Product Compliance 2200-3231

CAD/CAE-Data

CAD data

2D/3D Models 2200-3231

1 Compatible Products

1.1 Required Accessories

1.1.1 End plate

1.1.1.1 End plate



[Item No.: 2000-3291](#)
End and intermediate plate; 0.7 mm thick; gray



[Item No.: 2000-3292](#)
End and intermediate plate; 0.7 mm thick; orange

1.2 Optional Accessories

1.2.1 DIN-rail

1.2.1.1 Mounting accessories



[Item No.: 210-196](#)
Aluminum carrier rail; 35 x 8.2 mm; 1.6 mm thick; 2 m long; unslotted; similar to EN 60715; silver-colored



[Item No.: 210-198](#)
Copper carrier rail; 35 x 15 mm; 2.3 mm thick; 2 m long; unslotted; according to EN 60715; copper-colored



[Item No.: 210-197](#)
Steel carrier rail; 35 x 15 mm; 1.5 mm thick; 2 m long; slotted; similar to EN 60715; silver-colored



[Item No.: 210-114](#)
Steel carrier rail; 35 x 15 mm; 1.5 mm thick; 2 m long; unslotted; similar to EN 60715; silver-colored



[Item No.: 210-118](#)
Steel carrier rail; 35 x 15 mm; 2.3 mm thick; 2 m long; unslotted; according to EN 60715; silver-colored



[Item No.: 210-115](#)
Steel carrier rail; 35 x 7.5 mm; 1 mm thick; 2 m long; slotted; according to EN 60715; "Hole width 18 mm; silver-colored



[Item No.: 210-112](#)
Steel carrier rail; 35 x 7.5 mm; 1 mm thick; 2 m long; slotted; according to EN 60715; "Hole width 25 mm; silver-colored



[Item No.: 210-113](#)
Steel carrier rail; 35 x 7.5 mm; 1 mm thick; 2 m long; unslotted; according to EN 60715; silver-colored

1.2.2 Ferrule

1.2.2.1 Ferrule



Item No.: 216-241

Ferrule; Sleeve for 0.5 mm² / 20 AWG; insulated; electro-tin plated; electrolytic copper; gastight crimped; acc. to DIN 46228, Part 4/09.90; white



Item No.: 216-242

Ferrule; Sleeve for 0.75 mm² / 18 AWG; insulated; electro-tin plated; electrolytic copper; gastight crimped; acc. to DIN 46228, Part 4/09.90; gray



Item No.: 216-243

Ferrule; Sleeve for 1 mm² / AWG 18; insulated; electro-tin plated; electrolytic copper; gastight crimped; acc. to DIN 46228, Part 4/09.90; red

1.2.3 Installation

1.2.3.1 Cover



Item No.: 709-156

Cover; Type 3; suitable for cover carrier, type 3; 1 m long; transparent

1.2.3.2 Cover carrier



Item No.: 709-169

Cover carrier; Type 3; incl. fixing/retaining screws and knurled nut; suitable for 279 to 282 and 880 Series rail-mounted terminal blocks; suitable for 264 Series miniature rail-mounted terminal blocks; suitable for 270 Series sensor and actuator terminal blocks; gray

1.2.4 Jumper

1.2.4.1 Jumper



Item No.: 2000-406/020-000

Delta jumper; insulated; light gray



Item No.: 2000-410/000-006

Jumper; 10-way; insulated; blue



Item No.: 2000-410

Jumper; 10-way; insulated; light gray



Item No.: 2000-410/000-005

Jumper; 10-way; insulated; red



Item No.: 2000-402/000-006

Jumper; 2-way; insulated; blue



Item No.: 2000-402

Jumper; 2-way; insulated; light gray



Item No.: 2000-402/000-005

Jumper; 2-way; insulated; red



Item No.: 2000-402/000-018

Jumper; 2-way; insulated; yellow-green



Item No.: 2000-403/000-006

Jumper; 3-way; insulated; blue



Item No.: 2000-403

Jumper; 3-way; insulated; light gray



Item No.: 2000-403/000-005

Jumper; 3-way; insulated; red



Item No.: 2000-404/000-006

Jumper; 4-way; insulated; blue



Item No.: 2000-404

Jumper; 4-way; insulated; light gray



Item No.: 2000-404/000-005

Jumper; 4-way; insulated; red



Item No.: 2000-405/000-006

Jumper; 5-way; insulated; blue



Item No.: 2000-405

Jumper; 5-way; insulated; light gray



Item No.: 2000-405/000-005

Jumper; 5-way; insulated; red



Item No.: 2000-406/000-006

Jumper; 6-way; insulated; blue



Item No.: 2000-406

Jumper; 6-way; insulated; light gray



Item No.: 2000-406/000-005

Jumper; 6-way; insulated; red



Item No.: 2000-407/000-006

Jumper; 7-way; insulated; blue



Item No.: 2000-407

Jumper; 7-way; insulated; light gray



Item No.: 2000-407/000-005







Jumper; 7-way; insulated; red



Item No.: 2000-408/000-006











Jumper; 8-way; insulated; blue

1.2.4.1 Jumper


| | | | |
|---|---|---|---|
|  Item No.: 2000-408 Jumper; 8-way; insulated; light gray |  Item No.: 2000-408/000-005 Jumper; 8-way; insulated; red |  Item No.: 2000-409/000-006 Jumper; 9-way; insulated; blue |  Item No.: 2000-409 Jumper; 9-way; insulated; light gray |
|  Item No.: 2000-409/000-005 Jumper; 9-way; insulated; red |  Item No.: 2000-440 Jumper; from 1 to 10; insulated; light gray |  Item No.: 2000-433/000-006 Jumper; from 1 to 3; insulated; blue |  Item No.: 2000-433 Jumper; from 1 to 3; insulated; light gray |
|  Item No.: 2000-433/000-005 Jumper; from 1 to 3; insulated; red |  Item No.: 2000-434 Jumper; from 1 to 4; insulated; light gray |  Item No.: 2000-435 Jumper; from 1 to 5; insulated; light gray |  Item No.: 2000-436 Jumper; from 1 to 6; insulated; light gray |
|  Item No.: 2000-437 Jumper; from 1 to 7; insulated; light gray |  Item No.: 2000-438 Jumper; from 1 to 8; insulated; light gray |  Item No.: 2000-439 Jumper; from 1 to 9; insulated; light gray |  Item No.: 2000-405/011-000 Star point jumper; 3-way; insulated; light gray |
|  Item No.: 2000-492 Vertical jumper; insulated; light gray |  Item No.: 210-103 Wire commoning chain; insulated; black |  Item No.: 210-123 Wire commoning chain; insulated; blue | |

1.2.5 Marking


1.2.5.1 Marker

| | | | |
|--|---|--|---|
|  Item No.: 793-3501 WMB marking card; as card; plain; snap-on type; white |  Item No.: 2009-113/000-006 WMB-Inline; for Smart Printer; 2300 pieces on roll; plain; snap-on type; blue |  Item No.: 2009-113/000-007 WMB-Inline; for Smart Printer; 2300 pieces on roll; plain; snap-on type; gray |  Item No.: 2009-113/000-023 WMB-Inline; for Smart Printer; 2300 pieces on roll; plain; snap-on type; green |
|  Item No.: 2009-113/000-017 WMB-Inline; for Smart Printer; 2300 pieces on roll; plain; snap-on type; light green |  Item No.: 2009-113/000-012 WMB-Inline; for Smart Printer; 2300 pieces on roll; plain; snap-on type; orange |  Item No.: 2009-113/000-005 WMB-Inline; for Smart Printer; 2300 pieces on roll; plain; snap-on type; red |  Item No.: 2009-113/000-024 WMB-Inline; for Smart Printer; 2300 pieces on roll; plain; snap-on type; violet |
|  Item No.: 2009-113 WMB-Inline; for Smart Printer; 2300 pieces on roll; plain; snap-on type; white |  Item No.: 2009-113/000-002 WMB-Inline; for Smart Printer; 2300 pieces on roll; plain; snap-on type; yellow | | |

1.2.5.2 Marker carrier

| |
|---|
|  Item No.: 2000-131 Adaptor; gray |
|---|

1.2.5.3 Marking strip

| |
|---|
|  Item No.: 2009-110 Marking strips; for Smart Printer; on reel; not stretchable; plain; snap-on type; white |
|---|

1.2.6 Protective warning marker

1.2.6.1 Cover



Item No.: 2000-115

Protective warning marker; for 5 terminal blocks; with high-voltage symbol, black; yellow

1.2.7 Push-in type wire jumper

1.2.7.1 Jumper



Item No.: 2009-404

Push-in type wire jumper; 0.75 mm²; insulated; 110 mm long; gray



Item No.: 2009-406

Push-in type wire jumper; 0.75 mm²; insulated; 250 mm long; gray



Item No.: 2009-402

Push-in type wire jumper; 0.75 mm²; insulated; 60 mm long; gray

1.2.8 Screwless end stop

1.2.8.1 Mounting accessories



Item No.: 249-117

Screwless end stop; 10 mm wide; for DIN-rail 35 x 15 and 35 x 7.5; gray



Item No.: 249-116

Screwless end stop; 6 mm wide; for DIN-rail 35 x 15 and 35 x 7.5; gray

1.2.9 Test and measurement

1.2.9.1 Testing accessories



Item No.: 2009-174

Test plug adapter; for 4 mm Ø test plugs; for testing TOPJOB®S rail-mounted terminal blocks; gray



Item No.: 2009-182

Testing tap; for max. 2.5 mm²; tool-free connection for individual test wires 0.08 - 2.5 mm; gray

1.2.10 Tool

1.2.10.1 Operating tool



Item No.: 210-719

Operating tool; Blade: 2.5 x 0.4 mm; with a partially insulated shaft



Item No.: 210-648

Operating tool; Blade: 2.5 x 0.4 mm; with a partially insulated shaft; angled; short




Item No.: 210-647

Operating tool; Blade: 2.5 x 0.4 mm; with a partially insulated shaft; multicoloured

Installation Notes

Testing



L-type test plug modules fitted in a triple-deck terminal block



TOPJOB® S L-type test plugs for testing rail-mount terminal blocks via conductor entries

Commoning



Created for double- and triple-deck TOPJOB® S Terminal Blocks, the vertical jumpers can common two or three levels. Clearly marked numerals ("2" and "3") distinguish the double-deck (Item No. 2002-0492) and triple-deck vertical jumpers (Item No. 2002-0493), even when inserted.



Commoning three levels via triple-deck vertical jumper (Item No. 2002-493).