








**CL.1 Wall-mounted basin spout without pop-up waste - Brushed Dark Platinum**

CL.1

13 800 705 Product version from 3/9/2015



- 200mm projection
- fixed spout
- rectangular spray pattern with 40 individual jets
- hole diameter 37 mm
- lead-free
- 1/2" connection
- plug-link mounting
- max. flow 4.5 l/min
- This product can help a building meet the requirements of Green Building Rating Systems, e.g. LEED®, BREEAM®, DGNB
- WRAS

	Brushed Dark Platinum	13 800 705-99
	Chrome	13 800 705-00
	Brushed Platinum	13 800 705-06
	Dark Chrome	13 800 705-19
	Brushed Light Gold (PVD)	13 800 705-27
	Brushed Champagne (22kt Gold)	13 800 705-46
	Champagne (22kt Gold)	13 800 705-47

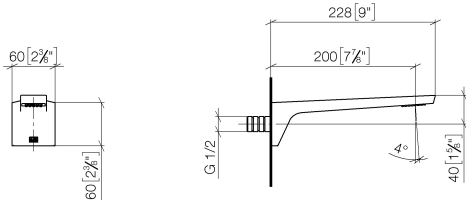
**Recommended miscellaneous**



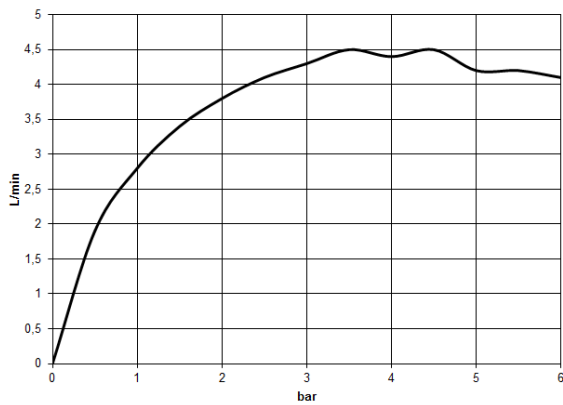
- Concealed wall elbow -** 35 085 970 90
- min. recess depth 90 mm
  - max. recess depth 163 mm

13 800 705 Product version from 3/9/2015


mm [inches]



Flow rate chart



Codes & Standards

ASME A112.18.1	cUPC	DIN 4109	EPA WaterSense
ISO 3822	NSF372	NSF61	Scottish Water Byelaws
UK Water Supply Regulations	Ü-Zeichen	WaterSense	



## CL.1 Wall-mounted basin spout without pop-up waste - Brushed Dark Platinum

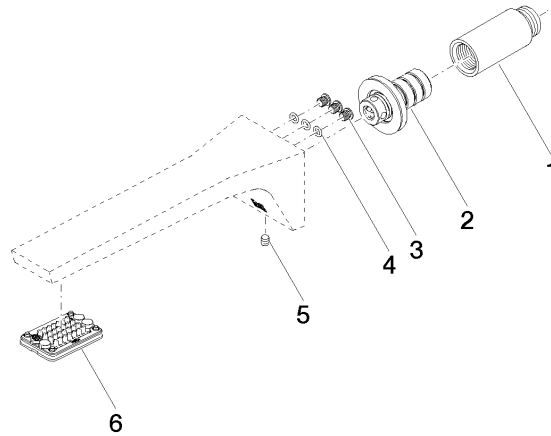
CL.1

13 800 705 Product version from 3/9/2015

### Certificates and sustainability

---

LGA_28	IAPMO_8834	IAPMO_N-4	IAPMO_4976	WRAS_1512
IAPMO_6	EPD-DOR-20230287 -IBA1-EN Environmental.prod uct-declarat			



### Spare parts list

No.	Item Number	Name	Quantity used	Delivery time
6	90 11 02 297 00 90	Aerator 33 x 33 x 80 mm -	1.00	14
5	90 31 11 004 00 90	grub screw with hexagon socket M5 x 8 mm -	1.00	14
2	90 24 03 108 01 90	Nipple Ø 40 x 50 mm, 4,54 l/min. -	1.00	14
4	09 14 10 001 90	O-Ring EPDM 70 4,5 x 1,5 mm -	3.00	14
3	09 30 30 113 20 90	Mounting Ø 8 x 6,5 mm -	3.00	14
1	09 24 03 081 10 90	Extension 1/2" x 50 mm -	1.00	14