



ENERG

енергия · ενεργεια



METRO THERM

METROAIR L6.1 + SHB20-6



55 °C

35 °C



35 dB



54 dB





ENERG

енергия · ενεργεια

Y



IJA

IE

IA

METRO THERM

METROAIR L6.1 + SHB20-6



A⁺⁺

A⁺⁺⁺

A⁺⁺

A⁺⁺

A⁺

A

B

C


D

E

F

G

+



+



+




+



Supplier's name:	METRO THERM		
Model:	METROAIR L6.1 + SHB20-6		
Temperature application	35	55	°C
Declared load profile for water heating			
Seasonal space heating energy efficiency class, average climate:	A+++	A++	
Water heating energy efficiency class, average climate:			
Rated heat output, average climate:	5	6	kW
Annual energy consumption for space heating, average climate	2116	3250	kWh
Annual electricity consumption for water heating, average climate			kWh
Seasonal space heating energy efficiency, average climate:	200	139	%
Water heating energy efficiency, average climate:			%
Sound power level LWA indoors	35		dB
Rated heat output, cold climate:	6	6	kW
Rated heat output, warm climate:	6	6	kW
Annual energy consumption for space heating, cold climate	3487	4604	kWh
Annual electricity consumption for water heating, cold climate			kWh
Annual energy consumption for space heating, warm climate	1110	1617	kWh
Annual electricity consumption for water heating, warm climate			kWh
Seasonal space heating energy efficiency, cold climate:	161	119	%
Water heating energy efficiency, cold climate:			%
Seasonal space heating energy efficiency, warm climate:	265	178	%
Water heating energy efficiency, warm climate:			%
Sound power level LWA outdoors	54		dB

Data for package fiche

Controller class	VI		
Controller contribution to efficiency	4,0		%
Seasonal space heating energy efficiency of package, average climate:	204	143	%
Seasonal space heating energy efficiency class for package, average climate:	A+++	A++	%
Seasonal space heating energy efficiency of package, cold climate:	165	123	%
Seasonal space heating energy efficiency of package, warm climate:	269	182	%

Model(s):		METROAIR L6.1 + SHB20-6									
Type of heat source/sink:		Air-to-water									
Low-temperature heat pump:		No									
Equipped with supplementary heater:		Yes									
Heat pump combination heater:		Yes									
Climate condition:		Average									
Temperature application:		Average temperature (55 °C)									
Applied standards: EN14511, EN14825, EN16147 and EN12102											
Rated heat output		Prated	5,6	kW	Seasonal space heating energy efficiency		η_s	139	%		
<i>Declared capacity for part load at outdoor temperature Tj</i>				<i>Declared coefficient of performance for part load at outdoor temperature Tj</i>							
Tj = -7 °C	Pdh	5,0	kW	Tj = -7 °C	COPd	2,0	kW				
Tj = +2 °C	Pdh	2,9	kW	Tj = +2 °C	COPd	3,5	kW				
Tj = +7 °C	Pdh	1,9	kW	Tj = +7 °C	COPd	5,0	kW				
Tj = +12 °C	Pdh	1,7	kW	Tj = +12 °C	COPd	6,3	kW				
Tj = biv	Pdh	5,0	kW	Tj = biv	COPd	2,0	kW				
Tj = TOL	Pdh	4,6	kW	Tj = TOL	COPd	1,8	kW				
Tj = -15 °C (if TOL < -20 °C)	Pdh		kW	Tj = -15 °C (if TOL < -20 °C)	COPd		kW				
Bivalent temperature				T _{biv}	-7	°C	Operation limit temperature		TOL	-10	°C
Cycling interval capacity for heating				P _{ych}		kW	Cycling interval efficiency		COP _{yc}		-
Degradation co-efficient				Cdh	0,96	-	Heating water operating limit		WTOL	58	°C
<i>Power consumption in modes other than active mode</i>				<i>Supplementary heater</i>							
Off mode		P _{OFF}	0,007	kW	Rated heat output		P _{sup}	1,0	kW		
Thermostat-off mode		P _{TO}	0,0112	kW	Type of energy input						Electric
Standby mode		P _{SB}	0,0107	kW							
Crankcase heater mode		P _{CK}	0	kW							
<i>Other items</i>											
Capacity control		variable				Rated air flow rate, outdoors			2340	m ³ /h	
Sound power level, indoors/outdoors		L _{WA}	35/54	dB	Rated water flow rate, indoor heat exchanger				m ³ /h		
Annual energy consumption		Q _{HE}	3250	kWh	Rated brine or water flow rate, outdoor heat exchanger				m ³ /h		
<i>For heat pump combination heater:</i>											
Declared load profile				Water heating energy efficiency				η_{wh}		%	
Daily electricity consumption				Q _{elec}		kWh	Daily fuel consumption		Q _{fuel}		kWh
Annual electricity consumption				AEC		kWh	Annual fuel consumption		AFC		GJ
Approved by:											
Contact details		METRO THERM A/S Rundinsvej 55, 3200 Helsingør, Denmark									