

Data Sheet | Item Number: 726-242

Matrix patchboard; 32-pole; Marking 33-64; suitable for Ex i applications; Color of modules: blue; Module marking, side 1 and 2 vertical; 1,50 mm²; blue/dark gray

<https://www.wago.com/726-242>



Color: blue/dark gray

Similar to illustration

Matrix patchboards, 726 Series, blue/dark gray

These matrix patchboards (item number 726-242) are designed for hassle-free electrical installations. Ensure that the strip lengths are between 8 and 10 mm when connecting conductors to these matrix patchboards. This product features conductor terminals and utilizes CAGE CLAMP®. Our CAGE CLAMP® connection offers a safe and maintenance-free way to connect all types of conductors. You do not need to prepare the conductor in any way, such as crimping ferrules. The item's dimensions are (44 x 132 x 36.5) mm (width x height x depth). These matrix patchboards are suitable for conductor cross sections ranging from 0.08 mm² to 1.5 mm² on one side and for conductor cross sections ranging from 0.08 mm² to 2.5 mm² on the other side.

Electrical data

Ratings per IEC/EN

Nominal voltage (III/3)	500 V
Rated impulse withstand voltage (III / 3)	6 kV
Rated current	10 A
Legend (ratings)	(III / 3) Δ Overvoltage category III / Pollution degree 3

General information

Wiring direction	Front-entry wiring
------------------	--------------------

Connection Data

Connection 1

Connection type	Page 1
Connection technology	CAGE CLAMP®
Number of connection points	3
Actuation type	Operating tool
Connectable conductor materials	Copper
Solid conductor	0.08 ... 1.5 mm ² / 28 ... 16 AWG
Fine-stranded conductor	0.08 ... 1.5 mm ² / 28 ... 16 AWG
Strip length	8 ... 10 mm / 0.31 ... 0.39 inches
Pole number	32

Connection 2

Connection type	Side 2
Number of connection points	2
Solid conductor	0.08 ... 2.5 mm ² / 28 ... 14 AWG
Fine-stranded conductor	0.08 ... 2.5 mm ² / 28 ... 14 AWG

Physical data

Width	44 mm / 1.732 inches
Height	132 mm / 5.197 inches
Depth	36.5 mm / 1.437 inches

Mechanical data

Marking	33 ... 64
---------	-----------

Material data

Note (material data)	Information on material specifications can be found here
Color	blue/dark gray
Module color	blue
Material group	I
Insulation material (main housing)	Polyamide (PA66)
Flammability class per UL94	V0
Fire load	3.633 MJ
Weight	186.7 g

Commercial data

PU (SPU)	20 (1) pcs
Packaging type	Box
Country of origin	DE
GTIN	4066966346992
Customs tariff number	85369010000

Product Classification

UNSPSC	39121410
eCl@ss 10.0	27-24-26-08
eCl@ss 9.0	27-24-26-08
ETIM 9.0	EC001604
ETIM 10.0	EC001604
ECCN	NO US CLASSIFICATION

Environmental Product Compliance

RoHS Compliance Status	Compliant, No Exemption
------------------------	-------------------------

Approvals / Certificates

General approvals



Approval	Standard	Certificate Name
CCA DEKRA Certification B.V.	EN 60998	NTR NL-7986
KEMA/KEUR DEKRA Certification B.V.	EN 60998	71-127356
UL UL International Germany GmbH	UL 1059	E45172

Declarations of conformity and manufacturer's declarations

Approval	Standard	Certificate Name
EU-Declaration of Conformity WAGO GmbH & Co. KG	-	-
UK-Declaration of Conformity WAGO GmbH & Co. KG	-	-

Downloads

Environmental Product Compliance

Compliance Search			
Environmental Product Compliance 726-242			↓

Documentation

Bid Text			
726-242	19.02.2019	xml 3.42 KB	↓
726-242	21.02.2019	docx 14.97 KB	↓

CAD/CAE-Data

CAD data			
2D/3D Models 726-242			↓

CAE data			
EPLAN Data Portal 726-242			↓
WSCAD Universe 726-242			↓

1 Compatible Products

1.1 Optional Accessories

1.1.1 Connector

1.1.1.1 Common potential terminal block



Item No.: 726-904
Additional module for matrix patchboards; for snap-on fixing to mounting adapter; insulated; with CAGE CLAMP®; gray

Item No.: 726-903
Additional module for matrix patchboards; for snap-on fixing to mounting adapter; with contact to mounting frame; with CAGE CLAMP®; white

1.1.2 Ferrule

1.1.2.1 Ferrule



Item No.: 216-202
Ferrule; Sleeve for 0.75 mm² / 18 AWG; insulated; electro-tin plated; gray

Item No.: 216-204
Ferrule; Sleeve for 1.5 mm² / AWG 16; insulated; electro-tin plated; black

Item No.: 216-104
Ferrule; Sleeve for 1.5 mm² / AWG 16; un-insulated; electro-tin plated; silver-colored

1.1.3 Insulation stop

1.1.3.1 Insulation stop



Item No.: 726-901

Insulation stop; 0.08 - 0.2 mm² "s" (0.14 mm² "f-st"); 4 x 3 pieces/strip; white

Item No.: 726-907

Insulation stop; 0.25 - 0.5 mm² "s+f-st"; 4 x 3 pieces/strip; dark gray

Item No.: 726-906

Insulation stop; 0.25 mm² "s"; 0.14 - 0.25 mm² "f-st"; 4 x 3 pieces/strip; light gray

1.1.4 Jumper

1.1.4.1 Jumper



Item No.: 709-107

Wire commoning chain; 0.5 mm²; insulated; gray

1.1.5 Marking

1.1.5.1 Marker



Item No.: 793-5501/000-006

WMB marking card; as card; for terminal block width 5 - 17.5 mm; stretchable 5 - 5.2 mm; plain; snap-on type; blue



Item No.: 793-5501/000-014

WMB marking card; as card; for terminal block width 5 - 17.5 mm; stretchable 5 - 5.2 mm; plain; snap-on type; brown



Item No.: 793-5501/000-007

WMB marking card; as card; for terminal block width 5 - 17.5 mm; stretchable 5 - 5.2 mm; plain; snap-on type; gray



Item No.: 793-5501/000-023

WMB marking card; as card; for terminal block width 5 - 17.5 mm; stretchable 5 - 5.2 mm; plain; snap-on type; green



Item No.: 793-5501/000-017

WMB marking card; as card; for terminal block width 5 - 17.5 mm; stretchable 5 - 5.2 mm; plain; snap-on type; light green



Item No.: 793-5501/000-012

WMB marking card; as card; for terminal block width 5 - 17.5 mm; stretchable 5 - 5.2 mm; plain; snap-on type; orange



Item No.: 793-5501/000-005

WMB marking card; as card; for terminal block width 5 - 17.5 mm; stretchable 5 - 5.2 mm; plain; snap-on type; red



Item No.: 793-5501/000-024

WMB marking card; as card; for terminal block width 5 - 17.5 mm; stretchable 5 - 5.2 mm; plain; snap-on type; violet



Item No.: 793-5501

WMB marking card; as card; for terminal block width 5 - 17.5 mm; stretchable 5 - 5.2 mm; plain; snap-on type; white



Item No.: 793-5501/000-002

WMB marking card; as card; for terminal block width 5 - 17.5 mm; stretchable 5 - 5.2 mm; plain; snap-on type; yellow



Item No.: 793-5502

WMB marking card; as card; MARKED; 1 ... 10 (10x); stretchable 5 - 5.2 mm; Horizontal marking; snap-on type; white



Item No.: 793-5566

WMB marking card; as card; MARKED; 1 ... 50 (2x); stretchable 5 - 5.2 mm; Horizontal marking; snap-on type; white



Item No.: 793-5500/793-035

WMB marking card; as card; MARKED; X (100x); stretchable 5 - 5.2 mm; Horizontal marking; snap-on type; white



Item No.: 2009-115

WMB-Inline; for Smart Printer; 1500 pieces on roll; stretchable 5 - 5.2 mm; plain; snap-on type; white

1.1.5.3 Marking strip



Item No.: 2009-110

Marking strips; for Smart Printer; on reel; not stretchable; plain; snap-on type; white

1.1.6 Tool

1.1.6.1 Operating tool



Item No.: 210-719

Operating tool; Blade: 2.5 x 0.4 mm; with a partially insulated shaft

Installation Notes

Conductor termination



	Max. conductor cross section [mm²]AWG without ferrule	Max. conductor cross section [mm²]AWG with ferrule			
		insulated		uninsulated	
		Item No./Color	Item No.	Item No.	Item No.
Side 2	1.5	0.75	216-202/ gray	1	216-103
Side 1	1.5	0.75	216-202/ gray	1	216-103
Side 2	2.5	1.5	216-204/ black	1.5	216-104
Side 1	1.5	0.75	216-202/ gray	1	216-103

CAGE CLAMP® connection

Inserting a conductor via 210-719 Operating Tool (2.5 x 0.4 mm blade).

CAGE CLAMP® connection

Terminating ferruled conductors via operating tool.

Ferrules

Conductor termination




Inserting an insulation stop into conductor entry holes of matrix patchboards.

Insulation stop is in place.

Testing



Testing with a 2.3 mm Ø test plug (210-137).




Snapping on an additional module with contact to mounting frame.

Assembling a matrix patchboard with additional module – direct connection to the mounting frame.




Installation example:
Matrix patchboards in a frame

Ex application



Blue matrix patchboards are suitable for
Ex i applications.

Marking



Factory-marked modules (Side 1: 1, 2, 3, 4
...)



Individual group marking via WMB Multi
Marking System