3-Phase Plug ‘n’ Play Current Transformer

Installation Instruction

MN325021EN OP-003 / V04

OVERVIEW

Image	Part Number	Primary	Output
	**EMC3P-P240-160**	160A	330mV
	**EMC3P-P242-250**	250A	330mV
	**EMC3P-P248-400** **EMC3P-P248-630**	400A 630A	330mV 330mV
	**EMC3P-P249-160**	160A	330mV
	**EMC3P-P250-800** **EMC3P-P250-1000** **EMC3P-P250-1600**	800A 1000A 1600A	330mV 330mV 330mV

CONTENT

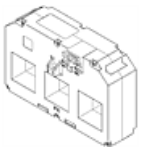	Current Transformer	1
	Foot Mount Bracket	4
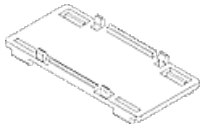	DIN Rail Mounting Bracket	1
	Screw M4 x 50mm	3
	Nut M4	3
	Busbar Insulator	3
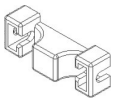	Sealable RJ Cable Cover	1
	Installation Guide	1

SPECIFICATIONS

Accuracy class	Class 1 to IEC/EN60044-8 & IEC/EN61869-2
Frequency range (f_R)	47 …63 Hz
Highest Voltage (Um)	0.72 KV r.m.s.
Rated continuous overcurrent	1.2 x rated current
Rated short time thermal current (I_{th})	<60 I_n / 1 second
Rated dynamic current (I_{dyn})	2.5 I_{th}
Rated secondary burden	> 5 KΩ
Rated insulation level	3KV r.m.s. 50 Hz/1 min
Operating temperature range	-25°C …40°C
Storage temperature range	-40°C …85°C
Relative humidity	≤ 85% non-condensing
IP rating	Housing: IP40, Terminal: IP20
Housing material	Self-extinguishing polycarbonate
Altitude of operation	≤ 2000 m
Compliance	CE, RoHS

3-Phase Plug 'n' Play Current Transformer

Installation Instruction

MN325021EN OP-003 / V04

ORIENTATION

All **THREE PHASE** Plug 'n' Play current transformers as default are configured to monitor incoming supplies (L1 on right-hand side when viewed from the P2 face). If the transformer is to be used for load monitoring (requiring L1 to be on left-hand side when viewed from the P2 face), the operator must perform the "To Change" procedure described in Eaton meters operating manual.

Right-hand Configuration

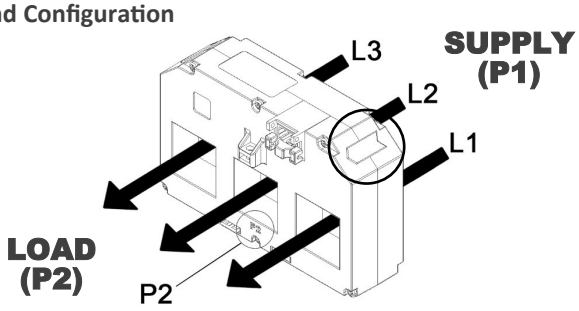

Left-hand Configuration

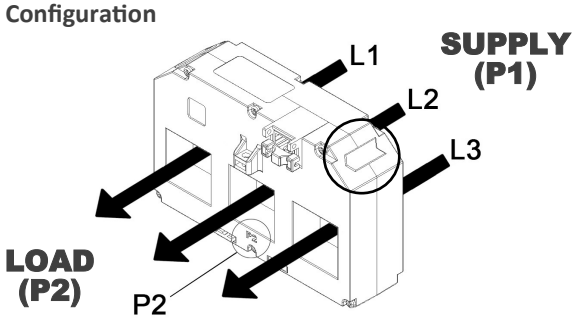

MOUNTING

Option 1: Foot Mounting

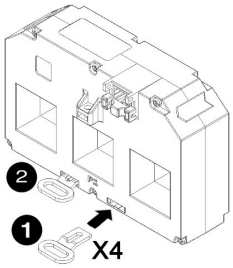

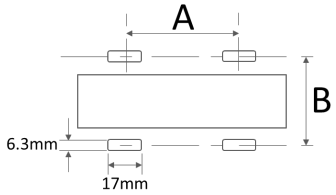

Model	A (mm)	B (mm)
EMC3P-P240 / P249	36.5	82.5
EMC3P-P242 / P248	36.5	60.5
EMC3P-P250	68	60.5

Option 2: 35mm DIN Rail Mounting

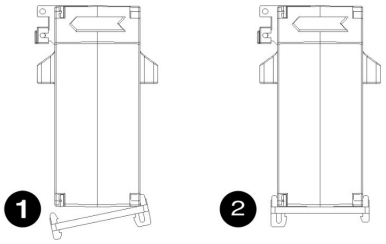

Option 3: Busbar Mounting

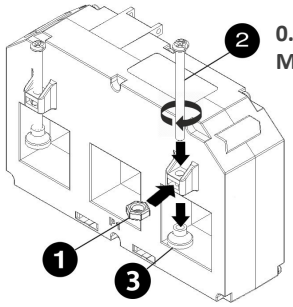

EASYWIRE CABLE CONNECTION

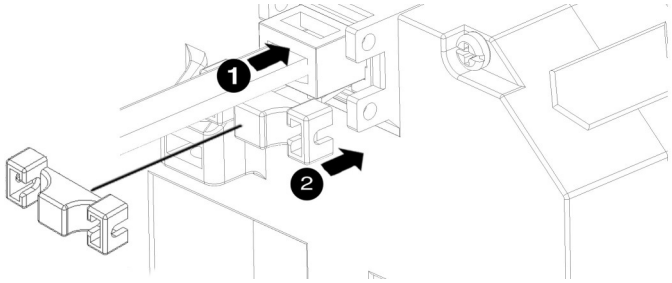

Note: This cover must be sealed for MID applications

DIMENSIONS

EMC3P-P240

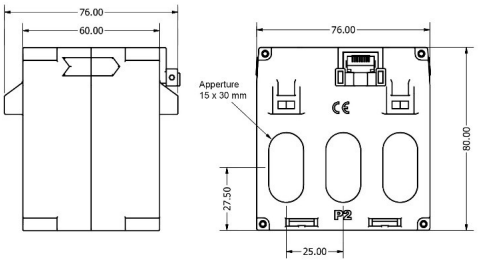

EMC3P-P242

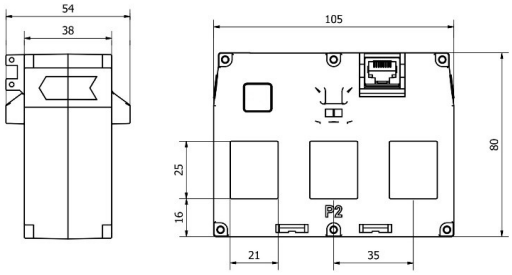

EMC3P-P248

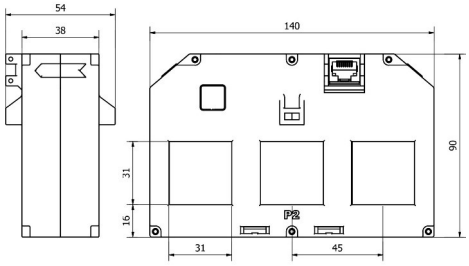

EMC3P-P249

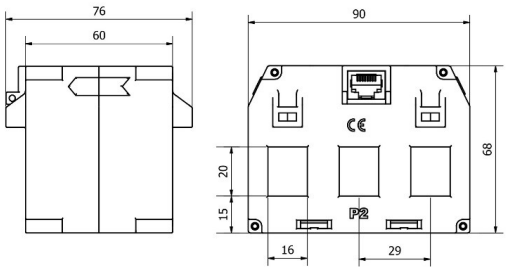

EMC3P-P250

