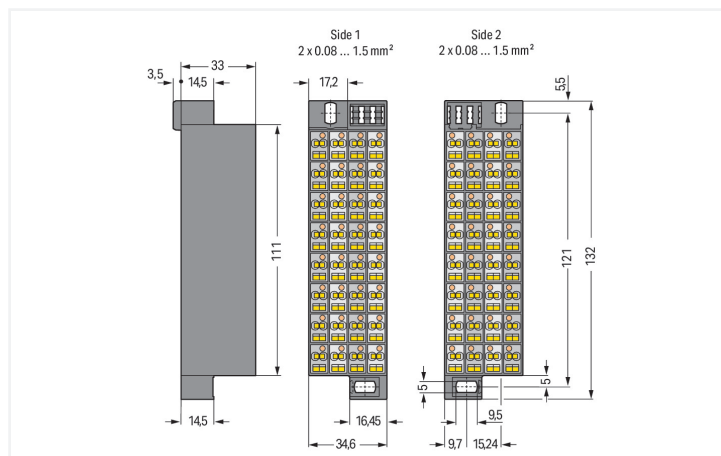


## Data Sheet | Item Number: 726-322

Matrix patchboard; 32-pole; Marking 33-64; Colors of modules: gray/white; Module marking, side 1 and 2 vertical; for 19" racks; gray/white/dark gray

<https://www.wago.com/726-322>



Color:  gray/white/dark gray

Similar to illustration

Dimensions in mm

### Matrix patchboards, 726 Series, CAGE CLAMP®

Our matrix patchboards (item number 726-322) simplify electrical installations. Conductors can only be connected to these matrix patchboards if their strip length is between 8 and 10 mm. Featuring conductor terminals along with CAGE CLAMP®, this product delivers reliable performance. Our reliable and maintenance-free CAGE CLAMP® connection makes it easy to connect all conductor types without having to prepare the conductor. For example, you don't need to crimp ferrules. Dimensions: (34.6 x 132 x 36.5) mm (width x height x depth). These matrix patchboards are suitable for conductor cross sections ranging from 0.08 mm<sup>2</sup> to 1.5 mm<sup>2</sup> on one side and for conductor cross sections ranging from 0.08 mm<sup>2</sup> to 1.5 mm<sup>2</sup> on the other side.

#### Electrical data

##### Ratings per IEC/EN

Nominal voltage (III/3)	500 V
Rated impulse withstand voltage (III / 3)	6 kV
Rated current	10 A
Legend (ratings)	(III / 3) Δ Overvoltage category III / Pollution degree 3

##### General information

Wiring direction	Front-entry wiring
------------------	--------------------

#### Connection Data

##### Connection 1

Connection type	Page 1
Connection technology	CAGE CLAMP®
Number of connection points	2
Actuation type	Operating tool
Connectable conductor materials	Copper
Solid conductor	0.08 ... 1.5 mm <sup>2</sup> / 28 ... 16 AWG
Fine-stranded conductor	0.08 ... 1.5 mm <sup>2</sup> / 28 ... 16 AWG
Strip length	8 ... 10 mm / 0.31 ... 0.39 inches
Pole number	32
Wiring direction	Front-entry wiring

##### Connection 2

Connection type	Side 2
Number of connection points	2
Solid conductor	0.08 ... 1.5 mm <sup>2</sup> / 28 ... 16 AWG
Fine-stranded conductor	0.08 ... 1.5 mm <sup>2</sup> / 28 ... 16 AWG

### Physical data

Width	34.6 mm / 1.362 inches
Height	132 mm / 5.197 inches
Depth	36.5 mm / 1.437 inches

### Mechanical data

Marking	33 ... 64
Design	slimline

### Material data

Note (material data)	<a href="#">Information on material specifications can be found here</a>
Color	gray/white/dark gray
Module color	white/gray
Material group	I
Insulation material (main housing)	Polyamide (PA66)
Flammability class per UL94	V0
Fire load	3.361 MJ
Weight	148.3 g

### Commercial data

PU (SPU)	24 (1) pcs
Packaging type	Box
Country of origin	DE
GTIN	4066966340143
Customs tariff number	85369010000

### Product Classification

UNSPSC	39121402
eCl@ss 10.0	27-24-26-08
eCl@ss 9.0	27-24-26-08
ETIM 9.0	EC001604
ETIM 10.0	EC001604
ECCN	NO US CLASSIFICATION

### Environmental Product Compliance

RoHS Compliance Status	Compliant, No Exemption
------------------------	-------------------------

### Approvals / Certificates

#### General approvals



Approval	Standard	Certificate Name
CCA DEKRA Certification B.V.	EN 60998	NTR NL-7986
KEMA/KEUR DEKRA Certification B.V.	EN 60998	71-127356
UL UL International Germany GmbH	UL 1059	E45172

#### Declarations of conformity and manufacturer's declarations

Approval	Standard	Certificate Name
EU-Declaration of Conformity WAGO GmbH & Co. KG	-	-
UK-Declaration of Conformity WAGO GmbH & Co. KG	-	-

## Downloads

### Environmental Product Compliance

Compliance Search			
Environmental Product Compliance 726-322			<a href="#">↓</a>

## Documentation

Bid Text			
726-322	19.02.2019	xml 3.44 KB	<a href="#">↓</a>
726-322	21.02.2019	docx 14.62 KB	<a href="#">↓</a>

## CAD/CAE-Data

CAD data	
2D/3D Models 726-322	<a href="#">↓</a>

CAE data	
EPLAN Data Portal 726-322	<a href="#">↓</a>
WSCAD Universe 726-322	<a href="#">↓</a>
ZUKEN Portal 726-322	<a href="#">↓</a>

## 1 Compatible Products

### 1.1 Optional Accessories

#### 1.1.1 Connector

##### 1.1.1.1 Common potential terminal block



**Item No.: 726-904**

Additional module for matrix patchboards; for snap-on fixing to mounting adapter; insulated; with CAGE CLAMP®; gray

**Item No.: 726-903**

Additional module for matrix patchboards; for snap-on fixing to mounting adapter; with contact to mounting frame; with CAGE CLAMP®; white

#### 1.1.2 Ferrule

##### 1.1.2.1 Ferrule



**Item No.: 216-202**

Ferrule; Sleeve for 0.75 mm<sup>2</sup> / 18 AWG; insulated; electro-tin plated; gray

1.1.3 Insulation stop

1.1.3.1 Insulation stop



**Item No.: 726-901**

Insulation stop; 0.08 - 0.2 mm<sup>2</sup> "s" (0.14 mm<sup>2</sup> "f-st"); 4 x 3 pieces/strip; white

**Item No.: 726-907**

Insulation stop; 0.25 - 0.5 mm<sup>2</sup> "s+f-st"; 4 x 3 pieces/strip; dark gray

**Item No.: 726-906**

Insulation stop; 0.25 mm<sup>2</sup> "s"; 0.14 - 0.25 mm<sup>2</sup> "f-st"; 4 x 3 pieces/strip; light gray

1.1.4 Jumper

1.1.4.1 Jumper



**Item No.: 709-107**

Wire commoning chain; 0.5 mm<sup>2</sup>; insulated; gray

1.1.5 Marking

1.1.5.1 Marker



**Item No.: 793-5501/000-006**

WMB marking card; as card; for terminal block width 5 - 17.5 mm; stretchable 5 - 5.2 mm; plain; snap-on type; blue

**Item No.: 793-5501/000-014**

WMB marking card; as card; for terminal block width 5 - 17.5 mm; stretchable 5 - 5.2 mm; plain; snap-on type; brown

**Item No.: 793-5501/000-007**

WMB marking card; as card; for terminal block width 5 - 17.5 mm; stretchable 5 - 5.2 mm; plain; snap-on type; gray

**Item No.: 793-5501/000-023**

WMB marking card; as card; for terminal block width 5 - 17.5 mm; stretchable 5 - 5.2 mm; plain; snap-on type; green



**Item No.: 793-5501/000-017**

WMB marking card; as card; for terminal block width 5 - 17.5 mm; stretchable 5 - 5.2 mm; plain; snap-on type; light green

**Item No.: 793-5501/000-012**

WMB marking card; as card; for terminal block width 5 - 17.5 mm; stretchable 5 - 5.2 mm; plain; snap-on type; orange

**Item No.: 793-5501/000-005**

WMB marking card; as card; for terminal block width 5 - 17.5 mm; stretchable 5 - 5.2 mm; plain; snap-on type; red

**Item No.: 793-5501/000-024**

WMB marking card; as card; for terminal block width 5 - 17.5 mm; stretchable 5 - 5.2 mm; plain; snap-on type; violet



**Item No.: 793-5501**

WMB marking card; as card; for terminal block width 5 - 17.5 mm; stretchable 5 - 5.2 mm; plain; snap-on type; white

**Item No.: 793-5501/000-002**

WMB marking card; as card; for terminal block width 5 - 17.5 mm; stretchable 5 - 5.2 mm; plain; snap-on type; yellow

**Item No.: 793-5502**

WMB marking card; as card; MARKED; 1 ... 10 (10x); stretchable 5 - 5.2 mm; Horizontal marking; snap-on type; white

**Item No.: 793-5566**

WMB marking card; as card; MARKED; 1 ... 50 (2x); stretchable 5 - 5.2 mm; Horizontal marking; snap-on type; white



**Item No.: 793-5500/793-035**

WMB marking card; as card; MARKED; X (100x); stretchable 5 - 5.2 mm; Horizontal marking; snap-on type; white

**Item No.: 2009-115**

WMB-Inline; for Smart Printer; 1500 pieces on roll; stretchable 5 - 5.2 mm; plain; snap-on type; white

1.1.5.3 Marking strip



**Item No.: 2009-110**

Marking strips; for Smart Printer; on reel; not stretchable; plain; snap-on type; white

1.1.6 Tool

1.1.6.1 Operating tool



**Item No.: 210-719**

Operating tool; Blade: 2.5 x 0.4 mm; with a partially insulated shaft

Installation Notes

Conductor termination



	Max. conductor cross section [mm²]AWG without ferrule	Max. conductor cross section [mm²]AWG with ferrule			
		insulated		uninsulated	
		Item No./Color	Item No.	Item No.	Item No.
Side 2	1.5	0.75	216-202/ gray	1	216-103
Side 1	1.5	0.75	216-202/ gray	1	216-103
Side 2	2.5	1.5	216-204/ black	1.5	216-104
Side 1	1.5	0.75	216-202/ gray	1	216-103

**CAGE CLAMP® connection**

Inserting a conductor via 210-719 Operating Tool (2.5 x 0.4 mm blade).

**CAGE CLAMP® connection**

Terminating ferruled conductors via operating tool.

Ferrules

Conductor termination




Inserting an insulation stop into conductor entry holes of matrix patchboards.

Insulation stop is in place.

Testing



Testing with a 2.3 mm Ø test plug (210-137).




Snapping on an additional module with contact to mounting frame.

Assembling a matrix patchboard with additional module – direct connection to the mounting frame.



Installation example:  
Matrix patchboards in a frame



Installation example:  
Matrix patchboards in a 19" rack

## Marking



Factory-marked modules (Side 1: 1, 2, 3, 4 ...)

Individual group marking via WMB Multi Marking System