
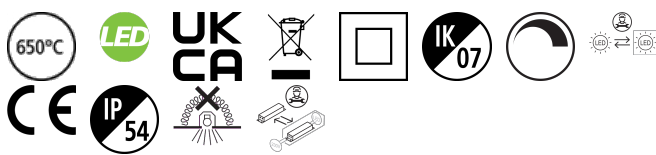


Start Surface Slim IP54 - Square
START SURFACE SLIM IP54 SQUARE 4000LM 2CCT D WH
0043519



Product features

- Ceiling / wall square luminaire with integrated LED. Perfect solution for corridors, circulation areas or bathrooms. Even and uniform light in a slim but robust design. Power 35W, lumen output 4000 lumens, lumen efficacy 114 lm/W, dual color temperature (3000K/4000K). Supplied with phase dimming driver (leading edge/trailing edge). Mains Voltage 220-240V~. Body Size: 400mm square x 53mm height. IK07, IP54 Protection rating. PC Polycarbonate Opal diffuser. Low maintenance with 58000 hours LED lifespan expectancy. Warranty: 5 years.

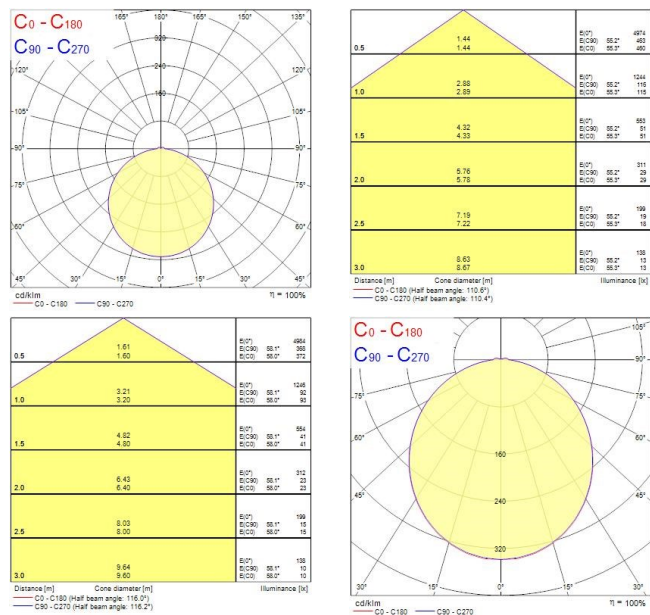


PRODUCT OVERVIEW

Product name	START SURFACE SLIM IP54 SQUARE 4000LM 2CCT D WH
Technology	LED
Cap/Base	N/A
Housing	PC Polycarbonate
Mount	Ceiling surface mounting, Wall surface mounted
General application	Hospitality
ETIM Class	EC002892
E-number FI	4278403
Warranty	5 years
Useful luminous flux (Fuse)	4000
Fixture luminous flux (lm)	4000
Luminaire efficacy (lm/W)	114
Light colour	Warm White or Neutral White
CRI (Ra)	80
Colour Variation Initial (SDCM)	SDCM4
Beam Angle (°)	120
Photobiological Risk Group	RG0
Total power consumption (W)	35
Electrical protection	Class II
Control gear type	LED driver constant current
Dimmable	Yes
Dimming method	Mains: leading / trailing edge
LED Flickering Rate	Ultra low (5% or less)
Housing colour	White
IP rating	IP54
IK rating	IK07
Product EAN number	5410288435190

PHOTOMETRY

Start Surface Slim IP54 - Square
START SURFACE SLIM IP54 SQUARE 4000LM 2CCT D WH
0043519



TECHNICAL DRAWINGS

