








CL.1 Towel bar 1-piece non-swivel - Chrome

CL.1

83 211 705 Product version from 3/9/2015

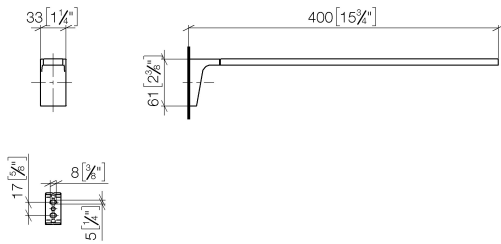
- 400mm projection



	Chrome	83 211 705-00
	Brushed Platinum	83 211 705-06
	Dark Chrome	83 211 705-19
	Brushed Light Gold (PVD)	83 211 705-27
	Brushed Champagne (22kt Gold)	83 211 705-46
	Champagne (22kt Gold)	83 211 705-47
	Brushed Dark Platinum	83 211 705-99

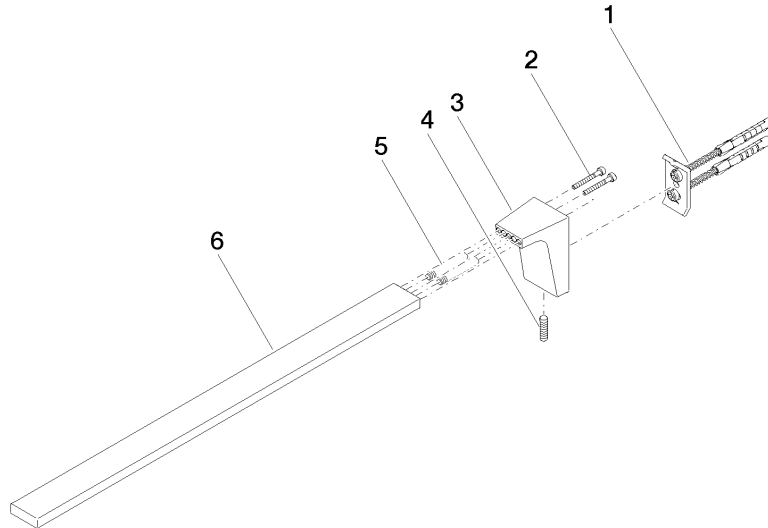
83 211 705 Product version from 3/9/2015

mm [inches]



83 211 705 Product version from 3/9/2015

Parts for other finishes can be found here: [Brushed](#)
[Platinum](#)



Spare parts list

No.	Item Number	Name	Quantity used	Delivery time
4	04 31 11 113 00 90	Mounting Threaded pin M5 x 12 mm -	1.00	14
3	08 17 70 502-00	Holder for towel bar 35 x 61 x 40 mm - Chrome	1.00	20
1	05 17 20 736 00 90	Attachment set 40 x 60 x 20 mm -	1.00	14
2	09 30 30 189 90	Mounting Cylinder head screw with hexagon socket M3 x 25 mm -	3.00	-
Spare part can no longer be ordered, please order the replacement item				
5	09 31 11 205 90	Mounting Shaft screw with chamfered end with slit M5 x 35 mm -	2.00	14
6	08 17 70 554-00	Rod for towel bar Rod 10 x 25 x 360 mm - Chrome	1.00	20