


RANA NEO 3300LM REC 600x600 830 CC EM 2L WHITE

Item No: 0052582

SYLVANIA

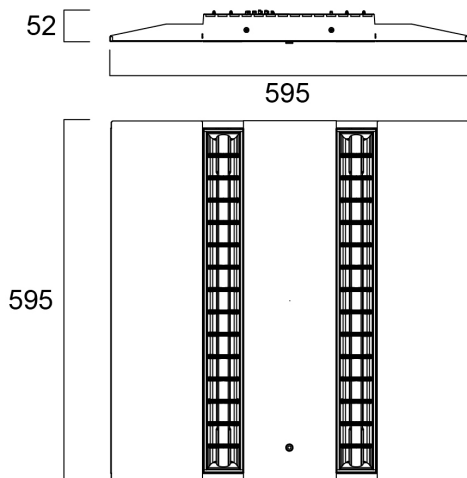
PRO



Ceiling Recessed LED Linear luminaire (lay-in), with Louvre + MPO diffuser, Direct Light Distribution, Luminaire Dimensions: 595x595x52mm, Sylvania White body colour, IP20, IK07, Emergency 3 hours, Low LED flicker (+/-5%), Warm White (3000K), LED Colour Temperature, 3350lm, 32W, 104lm/W, CRI>80, 3 SDCM (3-step MacAdam ellipse) LED Colour Consistency, UGR<15, Luminance at 65° < 3000 cd/m², Lifespan: 96,000 hours L80B20, Glow Wire Test 850°C, Quick and easy electrical connection with direct access to push-connectors on top, 2 x metallic safety cables (1.5m) included, the luminaire can be covered with building insulation of Glass Wool type.

Technical Assets

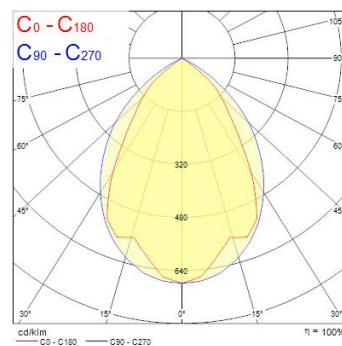
Dimensions (mm)



Photometrics

Distance [m]	Cone diameter [m]	E107	E190	E270
0.5	0.59 0.67	9093	1996	2503
1.0	1.18 1.33	2273	276	667
1.5	2.56 2.90	1010	212	292
2.0	3.55 2.67	590	119	164
2.5	4.44 3.33	364	78	108
3.0	5.33 4.00	283	63	75

Distance [m] Cone diameter [m] Illuminance [lx]
 — C0 - C180 (Half beam angle: 67.4°)
 — C90 - C270 (Half beam angle: 83.2°)



RANA NEO 3300LM REC 600x600 830 CC EM 2L WHITE

Item No: 0052582

SYLVANIA

General data

Product name	RANA NEO 3300LM REC 600x600 830 CC EM 2L WHITE
Technology	LED (3 SDCM)
Cap/Base	N/A
Housing	Steel
Mount	Ceiling recessed mounting
General application	Education, Office
Performance ambient temperature Tq (°C)	25
ETIM Class	EC002892
Warranty	5 years

Optical data

Useful luminous flux (Φuse)	3350
Fixture luminous flux (lm)	3350
Luminous flux (lm)	3350
Luminaire efficacy (lm/W)	104
Correlated colour temperature (k)	3000
Light colour	Warm White
CRI (Ra)	80
Colour Variation Initial (SDCM)	SDCM3
Glare control	< 15
Photobiological Risk Group	RG0
Luminous flux (emergency) (lm)	80
Emergency duration (h)	3

Electrical data

Total power consumption (W)	32
Primary Supply/Product voltage - min (V)	220
Primary Supply/Product voltage - max (V)	240
Lamp power factor	0.97
THD (at 230 V, 50 Hz, full load, at 100% dimming level) ≤ xx.x %	15
Electrical protection	Class I
Control gear required	No
Control gear type	LED driver constant current
Dimmable	No
Dimming method	N/A
Drive current (mA)	300
Inrush Current (A)	5.5
Inrush Duration (µs)	20
Energy Efficiency Class (A->G) of contained light source	C
Nominal Frequency (Hz)	50/60Hz
LED Flickering Rate	Ultra low (5% or less)
Max. products per 10A C Breaker	41
Max. products per 13A C Breaker	53
Max. products per 16A C Breaker	65
Max. products per 20A C Breaker	82
Max. products per 10A B Breaker	41
Max. products per 13A B Breaker	53
Max. products per 16A B Breaker	65
Max. products per 20A B Breaker	82

Lifetime data

Lifespan L70 B50	100000
Lifespan L80 B20	96000

RANA NEO 3300LM REC 600x600 830 CC EM 2L WHITE

Item No: 0052582

SYLVANIA

Physical data

Housing colour	RAL 9016 - Traffic white / Bezel
IP rating	IP20
IK rating	IK07
Diffuser finish	Matt/satinized
Diffuser material	PC Polycarbonate
Nominal Product Length (mm)	595
Nominal Product Width (mm)	595
Nominal Product Height (mm)	52
Weight (kg)	4.5

Packaging

Product EAN number	5410288525822
Packaging single length / height (cm)	62.0
Packaging single width (cm)	6.5
Packaging single depth (cm)	65.0
DUN14 (inner)	05410288525822
Units per outer package	1
Packaging outer length / height (cm)	62.0
Packaging outer width (cm)	6.5
Packaging outer depth (cm)	65.0

Safety data

Glow Wire Test (°C)	850
---------------------	-----