


GLV 032.05	GOODWE	BT/BH	
C10/26 - DECLARATION OF CONFORMITY for power-generating units GLV ed2.1.2 (12/2019)			
for the application of annex D "Technical basic requirements regarding the power-generation units" of the Synergrid prescription C10/11 ed2.1 (01/09/2019)			

The undersigned,	Manufacturer:	JIANGSU GOODWE POWER SUPPLY TECHNOLOGY CO.	Represented by:	JING XIE
	Address:	No. 90 Zijin Rd., SND Suzhou, CHINA	Country:	CHINA
			email:	jing.xie@goodwe.com
			Telephone:	0086 0150 5159 0076

the following conditions:


1. The power-generating unit complies with the relevant requirements set out in annex D "Technical basic requirements regarding the power-generation units" of the Synergrid prescription C10/11 ed2.1 (01/09/2019).
2. In order to substantiate this, a separate technical file has been submitted at least for each separate product series of the 'C10/26 list of power-generating units' of this homologation application. Each technical file shall be drawn up on the basis of a checklist Annex D, duly and correctly completed by the manufacturer, accompanied by all the required proof of conformity.


2.1 For technical requirements for which the required proof of conformity (column J in checklist annex D) is a declaration of honour by the manufacturer, the manufacturer declares by signing and dating this declaration of conformity the correctness of the information (conform / not conform / not applicable) provided by him or her in columns K, L and M of this checklist.

2.2. For technical requirements for which the required proof of conformity (column J in checklist Annex D) is a test report or a certificate, the necessary test reports and/or certificates are available * in the technical file:

- Certificates have been issued by an EN 45011 (or ISO 17065:2012) certification body accredited for these materials.
- Test reports have been established by an ISO 17025:2005 or ISO 17065:2012 laboratory accredited for these tests.

file.

**FINAL
HOMOLOGATION**


Done at:	Suzhou, China		Homologated by Synergrid on:	21/8/2021
On:	16-06-2021		Stamp Synergrid & signature:	SYNERGRID a.s.b.l.-v.z.w. Galerie Ravensteingalerij 4/2 BE-1000 Bruxelles/Brussel T.V.A./B.T.W. : BE 0402.958.091
(stamp manufacturer & signature)		2021-06-1 6 15:54:44		

* **Transition period till 01/05/2020** (see exceptions in chapter 3 of C10/11 ed 2.1 (01/09/2019)):

If at the time of submission of this homologation application it is not yet possible to submit all the necessary certificates and/or test reports (exception 3), or that the units do not yet have all the required characteristics (exceptions 1 and 2), a **temporary homologation** may be granted. All necessary certificates and/or test reports must be in the possession of Synergrid at the latest on 30/04/2020 in order to obtain a final homologation. If this is not the case, the temporary C10/26 homologation will be withdrawn.

EXPLANATIONS FOR THE COMPLETION OF THE TABLE

Column	Title	Remarks
1	SYNERGRID reference number (GLVxxx yy-zzzz)	In the case of a positive homology, each C10/26-homologated power-generating unit is given a unique Synergrid reference number: xxx = unique reference or the manufacturer yy = serial number of manufacturer xxx's record xxx zzzz = unique unit reference for the manufacturer xxx <i>Note: "GLV" is the internal Synergrid-abbreviation for Declaration of Conformity, based on the Dutch word "Gelijkloosheidsverklaring".</i>
2	Brand name	Brand name under which the unit is marketed on the Belgian market.
3	Name of the product series	Name of the product range. Note: For each separate product range (or each group of units with common characteristics) a separate checklist according to Appendix D is required (sheet 3) together with the corresponding conformity proof documents.
4	Reference of the model / type of the unit	Unique product name or reference. Units of the same product range must be unequivocally distinguished from each other through this name or reference.
5	Firmware version	Reference of the firmware version of the unit.
6	power control system type EnEInRI	This case is only applicable for units (suitable for) energy storage, provided with a power control system of type EnEInRI. Name and reference of the power control system of type EnEInRI, compliant to the requirements in C10/11 ed2.1 (01/09/2019) § 4.1.7 and § 7.11.2.1.
7	other power control system	This case is only applicable for units (suitable for) energy storage, provided with a power control system of another type than EnEInRI. Name and reference of the power control system, compliant to the requirements in C10/11 ed2.1 (01/09/2019) § 7.11.2.2.
8	Rated (active) power (W)	Active (electrical) power in W at the terminals of the unit, as stated on the technical sheet / data sheet / brochure and annexes. <i>(For photovoltaic inverters; see also definition in § 3.2.5 of IEC 62894 2016-11)</i>
9	S _{max} - maximum apparent power (VA)	Maximum apparent (electrical) power at the terminals of the unit, as stated on the certificate / the test report / the technical sheet / data sheet / brochure.
10	1-phase or 3-phase	Indicate whether the unit is single- or three-phase. This characteristic refers to the unit itself, not to the nature of the connection to the distribution network to which the unit can be connected.
11	Additional characteristics	In these columns optional additional characteristics of the units are indicated, following the information in checklist annex D and the corresponding technical file. Put an "X" at each relevant additional characteristic. Note: Only units < 1 MW that are "type B ready" may be applied in an installation ≥ 1 MW (installation "type B" according to the European Network Code RIG). A unit < 1 MW is only "type B ready" if it complies with all optional properties ticked in column 1 of the checklist Annex D.
12	Limitations	These columns specify limitations of the units to their application in certain types of installations, in accordance with the information in the checklist in annex D and the corresponding technical file. Put an "X" to each relevant limitation.
13	Application	Indicate the applications for which the unit is suitable. Include an "X" with each application for which the unit can be used.
14	Synergrid approval date Temporary homology (expires on 01/05/2020)	Date on which the submitted homology file was approved by Synergrid for a limited period of time. - A temporary homology is granted if the applicant invokes exceptions in chapter 3 of C10/11 ed2.1 (01/09/2019) and has not yet submitted all the test reports required for a definitive homology with his homology application (exception 3), or if the units do not yet have all the required properties (exceptions 1 and 2). - <u>The expiry date for a temporary homology is 01/05/2020 - see conditions in chapter 3 of C10/11 ed.2.1 (01/09/2019).</u>
15	Synergrid approval date Final homology	Date on which the submitted homology file was definitely approved by Synergrid. - A final approval will be granted as soon as Synergrid has a fully compliant homology dossier. - A final homology only remains valid under the following conditions: - No changes that have an influence on the initial approval are made to (the production of) the units. - There is no new edition of prescription C10/11. - The validity date of the test reports in the technical file submitted for approval has not been exceeded. See also the general Synergrid procedure SI/01 for homology of material, which is applicable. (1)

SYNERGRID a.s.b.l.-v.z.w.
Galerie Ravensteingalerij 4/2
E-1000 Bruxelles/Brussel
A.B.T.N.V : BE 0402.958.091

B. B.

**FINAL
HOMOLOGATION**

B. B.

[Signature]

2021-06-1
6 15:57:54