

RANA NEO Recessed 600

RANA NEO 3300LM REC 600x600 830 DALI EM 2L WHITE

0052584



Product features

- Ceiling Recessed LED Linear luminaire (lay-in), with Louvre + MPO diffuser, Direct Light Distribution, Luminaire Dimensions: 595x595x52mm, Sylvania White body colour, IP20, IK07, DALI Dimmable, Emergency 3 hours, Low LED flicker (+/-5%), Warm White (3000K), LED Colour Temperature, 3350lm, 33W, 101lm/W, CRI>80, 3 SDCM (3-step MacAdam ellipse) LED Colour Consistency, UGR<15, Luminance at 65° < 3000 cd/m2, Lifespan: 96,000 hours L80B20, Glow Wire Test 850°C, Quick and easy electrical connection with direct access to push-connectors on top, 2 x metallic safety cables (1.5m) included, the luminaire can be covered with building insulation of Glass Wool type.



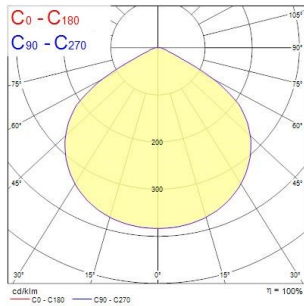
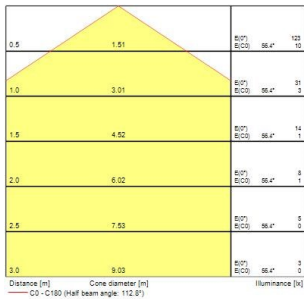
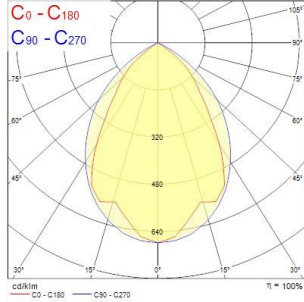
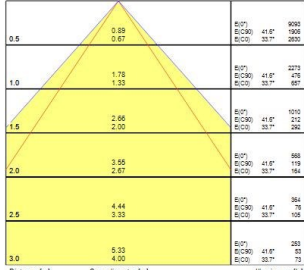
PRODUCT OVERVIEW

Product name	RANA NEO 3300LM REC 600x600 830 DALI EM 2L WHITE
Technology	LED (3 SDCM)
Cap/Base	N/A
Housing	Steel
Mount	Ceiling recessed mounting
General application	Education, Office
ETIM Class	EC002892
Warranty	5 years
Useful luminous flux (Fuse)	3350
Fixture luminous flux (lm)	3350
Luminous flux (lm)	3350
Luminaire efficacy (lm/W)	101
Correlated colour temperature (k)	3000
Light colour	Warm White
CRI (Ra)	80
Colour Variation Initial (SDCM)	SDCM3
Glare control	< 15
Photobiological Risk Group	RG0
Luminous flux (emergency) (lm)	80
Total power consumption (W)	33
Electrical protection	Class I
Control gear type	LED driver constant current
Dimmable	Yes
Dimming method	DALI
LED Flickering Rate	Ultra low (5% or less)
Housing colour	RAL 9016 - Traffic white / Bezel
IP rating	IP20
IK rating	IK07
Product EAN number	5410288525846

RANA NEO Recessed 600

RANA NEO 3300LM REC 600x600 830 DALI EM 2L WHITE
0052584

PHOTOMETRY



TECHNICAL DRAWINGS

