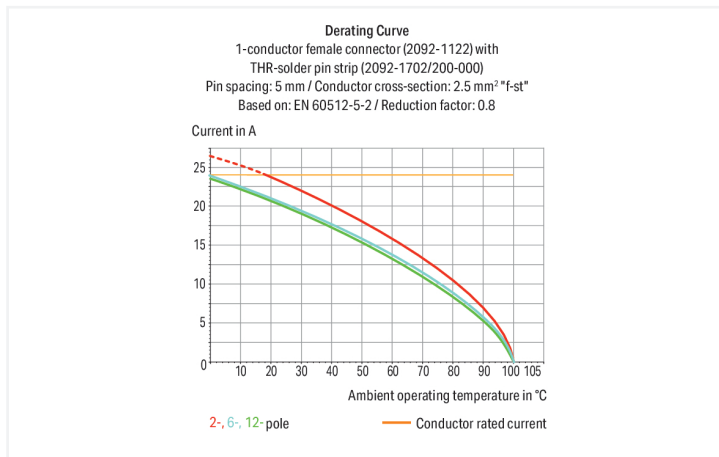


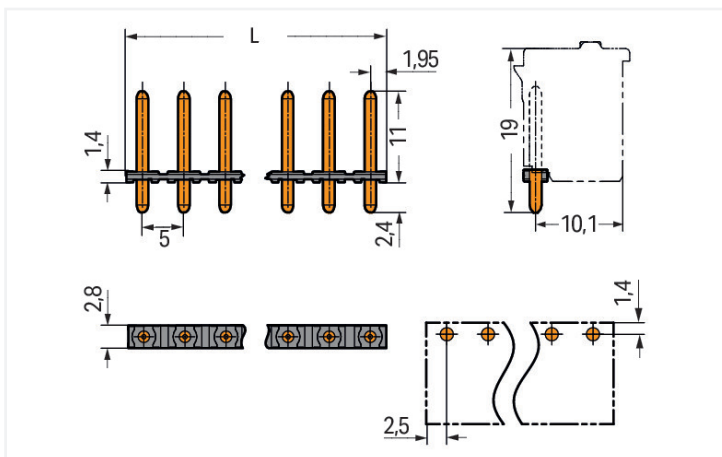
# Data Sheet | Item Number: 2092-1704/200-000

THR pin strip; 1.4 mm Ø solder pin; straight; Pin spacing 5 mm; 4-pole; black

<https://www.wago.com/2092-1704/200-000>



Color: ■ black



Dimensions in mm

L = (pole no. - 1) x pin spacing + 3.9 mm

Male connector, 2092 Series, black

Our male connector (item number 2092-1704/200-000) ensures effortless electrical installations. Dimensions: (22.9 x 13.4 x 2.8) mm (width x height x depth).

Tin is used for coating the contact surfaces. THR is used to assemble the pcb connector.

## Notes

### Safety Information

The **picoMAX® Pluggable Connection System** includes connectors without breaking capacity in accordance with DIN EN 61984. When used as intended, these connectors must not be connected/disconnected when live or under load. When used as intended, these connectors must not be connected/disconnected when live or under load. The circuit design should ensure header pins, which can be touched, are not live when unmated.

### Variants:

Tape-and-reel packaging  
Other versions (or variants) can be requested from WAGO Sales or configured at <https://configurator.wago.com/>.

## Electrical data

Ratings per	IEC/EN 60664-1		
	III	III	II
Overvoltage category	III	III	II
Pollution degree	3	2	2
Nominal voltage	250 V	320 V	630 V
Rated impulse withstand voltage	4 kV	4 kV	4 kV
Rated current	16 A	16 A	16 A

## Connection Data

Number of connection types	1	<b>Connection 1</b>	
Number of levels	1	Pole number	4

## Physical data

Pin spacing	5 mm / 0.197 inches
Width	22.9 mm / 0.902 inches
Height	13.4 mm / 0.528 inches
Height from the surface	11 mm / 0.433 inches
Depth	2.8 mm / 0.110 inches
Solder pin length	2.4 mm
Solder pin diameter	1.4 mm
Plated through-hole diameter (THR)	1.6 <sup>(+0.1)</sup> mm

## Mechanical data

Variable coding	No
Anti-rotation protection	Yes

## Plug-in connection

Contact type (pluggable connector)	Male connector/plug
Connector (connection type)	for PCB
Mismating protection	No
Plugging without loss of pin spacing	Yes
Mating direction to the PCB	90 °

## PCB contact

PCB contact	THR
-------------	-----

## Material data

Note (material data)	<a href="#">Information on material specifications can be found here</a>
Color	black
Material group	I
Insulation material (main housing)	Polyphthalamide (PPA GF)
Flammability class per UL94	V0
Contact material	Electrolytic copper (E <sub>Cu</sub> )
Contact Plating	Tin
Fire load	0 MJ
Weight	0.8 g
MSL per J-STD 020D	1

### Environmental requirements

Limit temperature range	-60 ... +100 °C
-------------------------	-----------------

### Commercial data

PU (SPU)	400 pcs
Packaging type	Bag
Country of origin	CN
GTIN	4055143935531
Customs tariff number	85369010000

### Product Classification

UNSPSC	39121409
ETIM 9.0	EC002637
ETIM 10.0	EC002637
ECCN	NO US CLASSIFICATION

### Environmental Product Compliance

RoHS Compliance Status	Compliant, No Exemption
------------------------	-------------------------

### Approvals / Certificates

#### General approvals



Approval	Standard	Certificate Name
CB DEKRA Certification B.V.	IEC 61984	NL-89885
CSA CSA Group	C22.2	2362521
KEMA/KEUR DEKRA Certification B.V.	EN 61984	71-129874
UL Underwriters Laboratories Inc.	UL 1977	E45171

### Downloads

#### Environmental Product Compliance



##### Compliance Search

Environmental Product  
Compliance  
2092-1704/200-000



## Documentation

### Additional Information

Technical Section	03.04.2019	pdf 2027.26 KB	
		pdf 611.20 KB	

## CAD/CAE-Data

### CAD data

2D/3D Models 2092-1704/200-000	
-----------------------------------	---