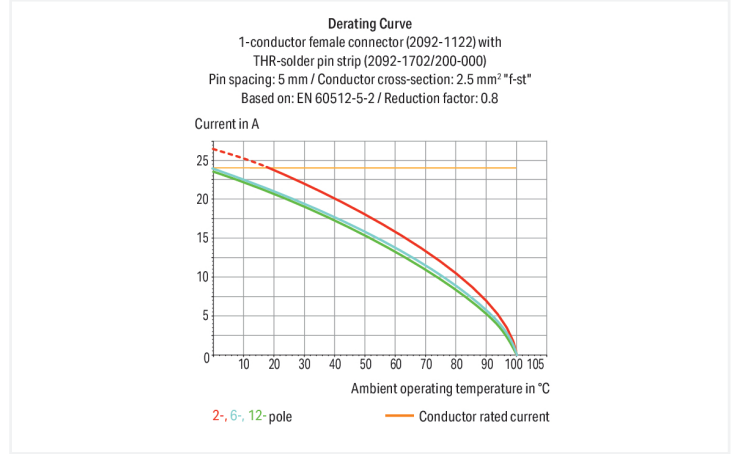



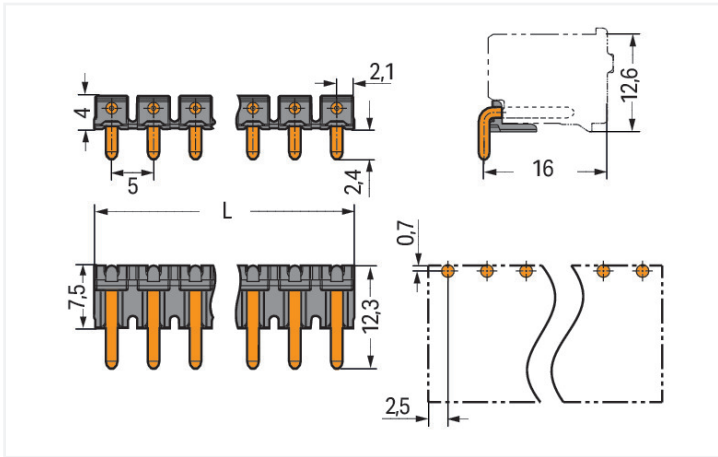
# Data Sheet | Item Number: 2092-1726/200-000

THR pin strip; 1.4 mm Ø solder pin; angled; Pin spacing 5 mm; 6-pole; black

<https://www.wago.com/2092-1726/200-000>



Color: ■ black



Dimensions in mm

$L = (\text{pole no.} - 1) \times \text{pin spacing} + 4.2 \text{ mm}$

Male connector, 2092 Series, black

Our male connector (item number 2092-1726/200-000) is designed for seamless electrical installations. Dimensions: (33.2 x 6.4 x 12.3) mm (width x height x depth).

The contact surface is coated with tin. THR is used to assemble the pcb connector.

## Notes

### Safety Information

The **picoMAX® Pluggable Connection System** includes connectors without breaking capacity in accordance with DIN EN 61984. When used as intended, these connectors must not be connected/disconnected when live or under load. When used as intended, these connectors must not be connected/disconnected when live or under load. The circuit design should ensure header pins, which can be touched, are not live when unmated.

### Variants:

Tape-and-reel packaging

Other versions (or variants) can be requested from WAGO Sales or configured at <https://configurator.wago.com/>.

## Electrical data

Ratings per	IEC/EN 60664-1		
	III	III	II
Overvoltage category	III	III	II
Pollution degree	3	2	2
Nominal voltage	250 V	320 V	630 V
Rated impulse withstand voltage	4 kV	4 kV	4 kV
Rated current	16 A	16 A	16 A

## Connection Data

Number of connection types	1	<b>Connection 1</b>	
Number of levels	1	Pole number	6

## Physical data

Pin spacing	5 mm / 0.197 inches
Width	33.2 mm / 1.307 inches
Height	6.4 mm / 0.252 inches
Height from the surface	4 mm / 0.157 inches
Depth	12.3 mm / 0.484 inches
Solder pin length	2.4 mm
Solder pin diameter	1.4 mm
Plated through-hole diameter (THR)	1.6 <sup>(+0.1)</sup> mm

## Mechanical data

Variable coding	No
Anti-rotation protection	Yes

## Plug-in connection

Contact type (pluggable connector)	Male connector/plug
Connector (connection type)	for PCB
Mismating protection	No
Plugging without loss of pin spacing	Yes
Mating direction to the PCB	0°

## PCB contact

PCB contact	THR
-------------	-----

## Material data

Note (material data)	<a href="#">Information on material specifications can be found here</a>
Color	black
Material group	I
Insulation material (main housing)	Polyphthalamide (PPA GF)
Flammability class per UL94	V0
Contact material	Electrolytic copper (E <sub>Cu</sub> )
Contact Plating	Tin
Fire load	0 MJ
Weight	1.6 g
MSL per J-STD 020D	1

Environmental requirements	
Limit temperature range	-60 ... +100 °C

Commercial data	
PU (SPU)	300 pcs
Packaging type	Bag
Country of origin	CN
GTIN	4055143935081
Customs tariff number	85369010000

Product Classification	
UNSPSC	39121409
ETIM 9.0	EC002637
ETIM 10.0	EC002637
ECCN	NO US CLASSIFICATION

Environmental Product Compliance	
RoHS Compliance Status	Compliant, No Exemption

### Approvals / Certificates

#### General approvals



Approval	Standard	Certificate Name
CSA CSA Group	C22.2	2362521
KEMA/KEUR DEKRA Certification B.V.	EN 61984	71-129874
UL Underwriters Laboratories Inc.	UL 1977	E45171

### Downloads

#### Environmental Product Compliance

Compliance Search	
Environmental Product Compliance 2092-1726/200-000	<a href="#">↓</a>

## Documentation

### Additional Information

Technical Section	03.04.2019	pdf 2027.26 KB	<a href="#">↓</a>
		pdf 611.20 KB	<a href="#">↓</a>

## CAD/CAE-Data

### CAD data

2D/3D Models  
2092-1726/200-000



### CAE data

ZUKEN Portal  
2092-1726/200-000

