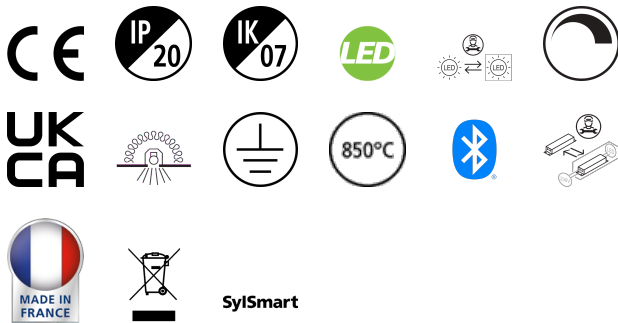


# RANA NEO 3500LM REC 1200x300 830 SSC 1L WHITE

Item No: 0052592

**SYLVANIA**

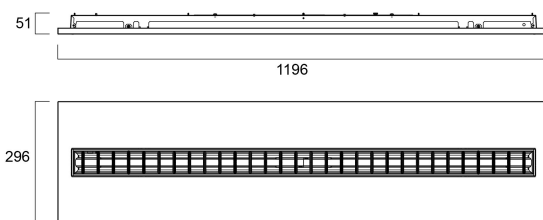
**PRO**



Ceiling Recessed LED Linear luminaire (lay-in), with Louvre + MPO diffuser, Direct Light Distribution, Luminaire Dimensions: 1196x296x52mm, Sylvania White body colour, IP20, IK07, SylSmart Standalone capable, Low LED flicker (+/-5%), Warm White (3000K), LED Colour Temperature, 3572m, 31W, 115lm/W, CRI>80, 3 SDCM (3-step MacAdam ellipse) LED Colour Consistency, UGR<18, Luminance at 65° < 3000 cd/m<sup>2</sup>, Lifespan: 96,000 hours L80B20, Glow Wire Test 850°C, Quick and easy electrical connection with direct access to push-connectors on top, 2 x metallic safety cables (1.5m) included, the luminaire can be covered with building insulation of Glass Wool type.

## Technical Assets

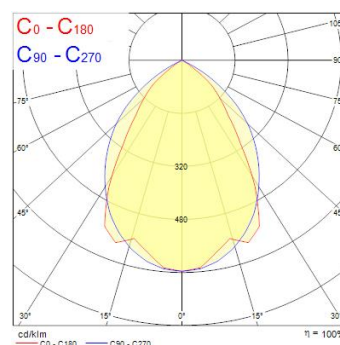
### Dimensions (mm)



### Photometrics

Distance [m]	Cone diameter [m]	Beam diameter [m]	Illuminance [lx]
0.5	0.91 0.69	E10° E10° E10°	9089 1936 2538
1.0	1.83 1.38	E10° E10° E10°	2272 489 635
1.5	2.74 2.07	E10° E10° E10°	1010 204 261
2.0	3.65 2.76	E10° E10° E10°	500 115 149
2.5	4.57 3.45	E10° E10° E10°	364 73 102
3.0	5.48 4.14	E10° E10° E10°	282 81 111

Distance [m]      Cone diameter [m]      Illuminance [lx]  
 C0 - C180 (Half beam angle: 69.2°)  
 C90 - C270 (Half beam angle: 84.9°)



# RANA NEO 3500LM REC 1200x300 830 SSC 1L WHITE

Item No: 0052592

**SYLVANIA**

## General data

Product name	RANA NEO 3500LM REC 1200x300 830 SSC 1L WHITE
Technology	LED (3 SDCM)
Cap/Base	N/A
Housing	Steel
Mount	Ceiling recessed mounting
General application	Education, Office
Operating temperature range (°C)	-5°C...+25°C
Performance ambient temperature Tq (°C)	25
ETIM Class	EC002892
Warranty	5 years

## Optical data

Useful luminous flux ( $\Phi_{use}$ )	3572
Fixture luminous flux (lm)	3572
Luminous flux (lm)	3572
Luminaire efficacy (lm/W)	115
Correlated colour temperature (k)	3000
Light colour	Warm White
CRI (Ra)	80
Colour Variation Initial (SDCM)	SDCM3
Glare control	< 18
Photobiological Risk Group	RG0

## Electrical data

Total power consumption (W)	31
Primary Supply/Product voltage - min (V)	220
Primary Supply/Product voltage - max (V)	240
Lamp power factor	0.95
THD (at 230 V, 50 Hz, full load, at 100% dimming level) $\leq$ xx.x %	10
Electrical protection	Class I
Control gear required	No
Control gear type	LED driver constant current
Dimmable	Yes
Dimming method	SylSmart SSC
Drive current (mA)	600
Inrush Current (A)	20
Inrush Duration ( $\mu$ s)	25
Energy Efficiency Class (A->G) of contained light source	C
Nominal Frequency (Hz)	50/60Hz
LED Flickering Rate	Ultra low (5% or less)
Max. products per 10A C Breaker	57
Max. products per 13A C Breaker	71
Max. products per 16A C Breaker	93
Max. products per 20A C Breaker	114
Max. products per 10A B Breaker	35
Max. products per 13A B Breaker	45
Max. products per 16A B Breaker	55
Max. products per 20A B Breaker	68

## Lifetime data

Lifespan L70 B50	100000
Lifespan L80 B20	96000

# RANA NEO 3500LM REC 1200x300 830 SSC 1L WHITE

Item No: 0052592



## Physical data

Housing colour	RAL 9016 - Traffic white / Bezel
IP rating	IP20
IK rating	IK07
Diffuser finish	Matt/satinized
Diffuser material	PC Polycarbonate
Nominal Product Length (mm)	1196
Nominal Product Width (mm)	296
Nominal Product Height (mm)	52
Weight (kg)	5.5

## Packaging

Product EAN number	5410288525921
Packaging single length / height (cm)	124.5
Packaging single width (cm)	6.5
Packaging single depth (cm)	32.0
DUN14 (inner)	05410288525921
Units per outer package	1
Packaging outer length / height (cm)	124.5
Packaging outer width (cm)	6.5
Packaging outer depth (cm)	32.0

## Safety data

Glow Wire Test (°C)	850
Optimal operating condition (°C)	-5-25