

RANA NEO Recessed 1200

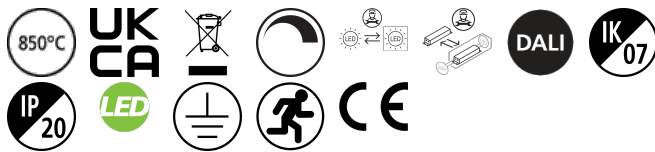
RANA NEO 3500LM REC 1200x300 830 DALI EM 1L WHITE

0052596



Product features

- Ceiling Recessed LED Linear luminaire (lay-in), with Louvre + MPO diffuser, Direct Light Distribution, Luminaire Dimensions: 1196x296x52mm, Sylvania White body colour, IP20, IK07, DALI + Emergency 3 hours, Low LED flicker (+/-5%), Warm White (3000K), LED Colour Temperature, 3572lm, 33W, 108lm/W, CRI>80, 3 SDCM (3-step MacAdam ellipse) LED Colour Consistency, UGR<18, Luminance at 65° < 3000 cd/m2, Lifespan: 96,000 hours L80B20, Glow Wire Test 850°C, Quick and easy electrical connection with direct access to push-connectors on top, 2 x metallic safety cables (1.5m) included, the luminaire can be covered with building insulation of Glass Wool type.



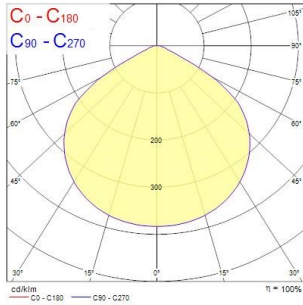
PRODUCT OVERVIEW

Product name	RANA NEO 3500LM REC 1200x300 830 DALI EM 1L WHITE
Technology	LED (3 SDCM)
Cap/Base	N/A
Housing	Steel
Mount	Ceiling recessed mounting
General application	Education, Office
ETIM Class	EC002892
Warranty	5 years
Useful luminous flux (Fuse)	3572
Fixture luminous flux (lm)	3572
Luminous flux (lm)	3572
Luminaire efficacy (lm/W)	108
Correlated colour temperature (k)	3000
Light colour	Warm White
CRI (Ra)	80
Colour Variation Initial (SDCM)	SDCM3
Glare control	< 18
Photobiological Risk Group	RG0
Luminous flux (emergency) (lm)	80
Total power consumption (W)	33
Electrical protection	Class I
Control gear type	LED driver constant current
Dimmable	Yes
Dimming method	DALI
LED Flickering Rate	Ultra low (5% or less)
Housing colour	RAL 9016 - Traffic white / Bezel
IP rating	IP20
IK rating	IK07
Product EAN number	5410288525969

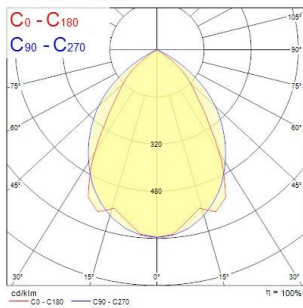
RANA NEO Recessed 1200

RANA NEO 3500LM REC 1200x300 830 DALI EM 1L WHITE
0052596

PHOTOMETRY



Distance [m]	Cone diameter [m]	E0° E(C0)	E15° E(C180)	E30° E(C90)	E45° E(C270)	Illuminance [lx]
0.5	1.51	807	807	807	807	123
1.0	3.01	807	807	807	807	31
1.5	4.52	807	807	807	807	14
2.0	6.02	807	807	807	807	8
2.5	7.53	807	807	807	807	5
3.0	9.03	807	807	807	807	3



Distance [m]	Cone diameter [m]	E0° E(C0)	E15° E(C90)	E30° E(C180)	E45° E(C270)	Illuminance [lx]
0.5	0.91	807	807	807	807	609
1.0	1.82	807	807	807	807	152
1.5	2.74	807	807	807	807	67
2.0	3.65	807	807	807	807	32
2.5	4.57	807	807	807	807	16
3.0	5.48	807	807	807	807	9

TECHNICAL DRAWINGS

