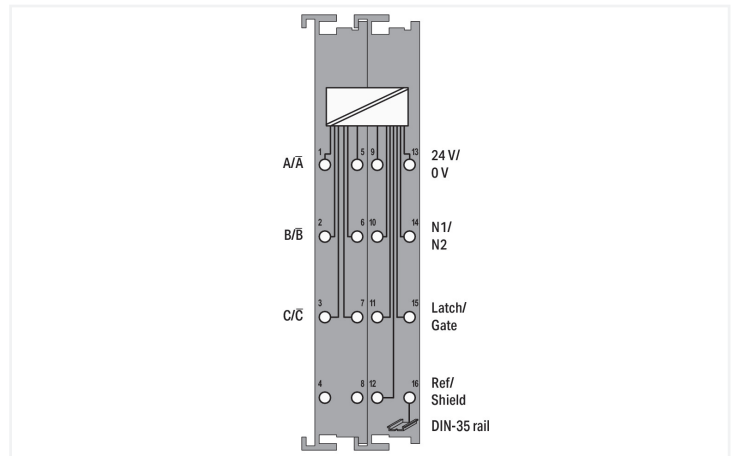
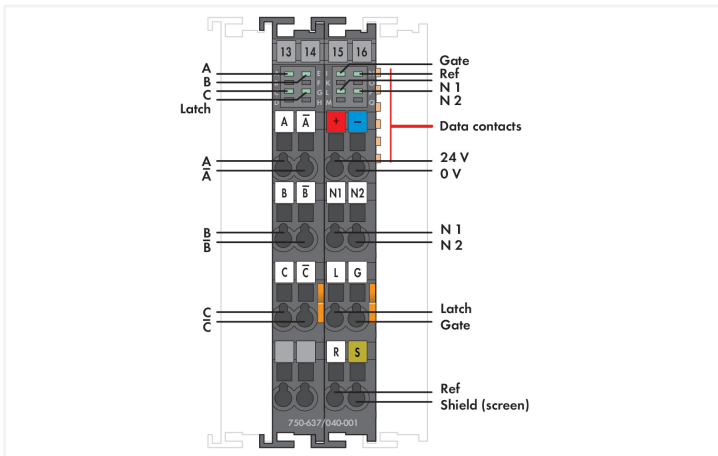


Color: ■ dark gray



This module is an interface for any incremental encoder with standard connections.

A counter with a quadrature decoder as well as a latch for the zero impulse can be read or enabled by the controller. The module's control can set the counter. As an alternative this can also be done using input "C" or "Latch."

The rate (increments/ms) is automatically acquired and can also be transmitted to the controller as an alternative to the latch value.

A counter lock-out is possible using the "Gate" input. Input "Ref" can be used to activate the initial point "C" function.

The cam outputs N1 and N2 indicate whether the counter value is within a defined range of values. The range can be adjusted.

Both the module and the 24 V encoder require a 24 VDC power supply.

The shield directly connects to the DIN-rail.

**The device is ideal for operation in extreme environments thanks to:**

- An extended temperature range
- Greater immunity to impulse voltages and electromagnetic interference
- Higher vibration and shock resistance

### Technical data

Counter depth	32 bits
Encoder connection	A, A/, B, B/, C, C/
Zero impulse (latch)	32 bits
Quadrature decoder	4x evaluation
Input current (typ.)	Latch 7 mA, Gate 7 mA, Ref. 7 mA
Output current per channel	0.5 A
Output current	short-circuit-protected
Output voltage	24 VDC
Voltage range for signal (0)	( $U_{ABC} - U_{ABC/}$ ): -30 ... +15 VDC; Latch, gate, ref.: -3 ... +5 VDC
Voltage range for signal (1)	( $U_{ABC} - U_{ABC/}$ ): 15 ... 30 VDC; Latch, gate, ref.: 15 ... 30 VDC
Data width	1 x 32-bit data 2 x 8-bit control/status
Limit frequency	250 kHz
Commands	Reading, setting, activating
Supply voltage (system)	5 VDC; via data contacts
Current consumption (5 V system supply)	110 mA
Current consumption, field supply (module with no external load)	35 mA
Rated impulse withstand voltage	1 kV
Indicators	LED (A, C, E, G/A, C, E, G) green: A, C, B, Latch, Gate, N1, Ref, N2

### Connection Data

Connection technology: I/O	16 x CAGE CLAMP®
Connectable conductor materials	Copper
Connection type	Inputs/outputs
Solid conductor	0.25 ... 2.5 mm <sup>2</sup> / 24 ... 14 AWG
Fine-stranded conductor	0.25 ... 2.5 mm <sup>2</sup> / 24 ... 14 AWG
Strip length	8 ... 9 mm / 0.31 ... 0.35 inches

### Physical data

Width	24 mm / 0.945 inches
Height	100 mm / 3.937 inches
Depth	67.8 mm / 2.669 inches
Depth from upper-edge of DIN-rail	60.6 mm / 2.386 inches

### Mechanical data

Mounting type	DIN-35 rail
---------------	-------------

### Material data

Color	dark gray
Housing material	Polycarbonate; polyamide 6.6
Fire load	1.942 MJ
Weight	116.8 g
Conformity marking	CE

### Environmental requirements

Ambient temperature (operation)	-40 ... +70 °C
Ambient temperature (installation)	-20 ... +70 °C
Ambient temperature (storage)	-40 ... +85 °C
Protection type	IP20
Pollution degree	2 per IEC 61131-2
Operating altitude	without temperature derating: 0 ... 2000 m; with temperature derating: 2000 ... 5000 m (0.5 K/100 m); 5000 m (max.)
Mounting position	Horizontal left, horizontal up, vertical top and vertical bottom
Relative humidity (without condensation)	95 %
Relative humidity (with condensation)	Short-term condensation per Class 3K7/IEC EN 60721-3-3 and E-DIN 40046-721-3 (except for wind-driven precipitation, water and ice formation)
Vibration resistance	According to type test for marine classification (ABS, BV, DNV, IACS, LR): acceleration: 5g, IEC 60068-2-6, EN 60870-2-2, IEC 60721-3-1, -3, EN 50155, EN 61373
Shock resistance	per IEC 60068-2-27 (10g/16 ms/half-sine/1,000 shocks; 25g/6 ms/half-sine/1,000 shocks), EN 50155, EN 61373
EMC immunity to interference	per EN 61000-6-1, -2; EN 61131-2; marine applications; EN 50121-3-2; EN 50121-4, -5; EN 60255-26; EN 60870-2-1; EN 61850-3; IEC 61000-6-5; IEEE 1613; VDEW: 1994
EMC emission of interference	per EN 61000-6-3, -4, EN 61131-2, EN 60255-26, marine applications, EN 60870-2-1, EN 61850-3, EN 50121-3-2, EN 50121-4, -5
Exposure to pollutants	per IEC 60068-2-42 and IEC 60068-2-43
Permissible H <sub>2</sub> S contaminant concentration at a relative humidity 75 %	10 ppm
Permissible SO <sub>2</sub> contaminant concentration at a relative humidity 75 %	25 ppm

### Commercial data

PU (SPU)	1 pcs
Packaging type	Box
Country of origin	DE
GTIN	4055143673587
Customs tariff number	85389099990

### Product Classification

UNSPSC	32151705
eCl@ss 10.0	27-24-26-05
eCl@ss 9.0	27-24-26-05
ETIM 9.0	EC001601
ETIM 10.0	EC001601
ECCN	NO US CLASSIFICATION

### Environmental Product Compliance

CAS-No.	1303-86-2 1317-36-8 7439-92-1 79-94-7
REACH Candidate List Substance	2,2',6,6'-tetrabromo-4,4'-isopropylidenediphenol Diboron trioxide Lead Lead monoxide Perfluorobutane sulfonic acid (PFBS) and its salts
RoHS Compliance Status	Compliant, With Exemption
RoHS Exemption	6(c) 7(a) 7(c)-I 7(c)-II
SCIP notification number (Austria)	28953964-483e-4e7e-91c6-b7ff80ebbad9
SCIP notification number (Belgium)	645cbf29-2f81-4582-8f44-cddb9c65650c
SCIP notification number (Bulgaria)	2a775b0f-cf44-42d7-8d1f-b751ecf0069f
SCIP notification number (Czech Republic)	a540eb35-20e6-45ba-b172-e7ad5f29a12c
SCIP notification number (Denmark)	6f920e7e-2160-4b34-beb9-b79e41f388fe

**Environmental Product Compliance**

SCIP notification number (Finland)	a621bf49-d77a-4986-abe6-555a2d72ddcb
SCIP notification number (France)	c72f60d2-c686-4a16-9d08-6a2a607f144d
SCIP notification number (Germany)	aa4b2a28-e6e2-4776-a547-ecba02ab2c23
SCIP notification number (Hungary)	33ba7019-969d-48a7-9453-c1eedd84712b
SCIP notification number (Italy)	faf6c7f7-50a0-479b-a0d9-a7142c23edcc
SCIP notification number (Netherlands)	510e25ce-fdda-4831-be2b-a15740fc7d31
SCIP notification number (Poland)	264ef944-cf94-49d6-a884-6f0fc6f376d9
SCIP notification number (Romania)	01249704-e671-4ac3-8a8f-dd30cfdc45a0
SCIP notification number (Sweden)	449cfb12-9b4a-4f29-a44d-b6758c1aa684

**Approvals / Certificates**

**General approvals**



Approval	Standard	Certificate Name
EAC GZO Almaty Standart	TP TC 020/2011	EAC CoC 03083
UL Underwriters Laboratories Inc. (ORDINARY LOCATIONS)	-	E175199

**Declarations of conformity and manufacturer's declarations**

Approval	Standard	Certificate Name
EU-Declaration of Conformity WAGO GmbH & Co. KG	-	-
UK-Declaration of Conformity WAGO GmbH & Co. KG	-	-

**Approvals for marine applications**



Approval	Standard	Certificate Name
ABS American Bureau of Shipping	-	22-2208829-PDA
LR Lloyds Register	-	LR22276776TA
PRS Polski Rejestr Statków	-	TE/1099/880590/23

**Approvals for hazardous areas**



Approval	Standard	Certificate Name
ATEX TUEV Nord Cert GmbH	EN 60079-0	TUEV 17 ATEX 193969X (II 3 G Ex ec IIC T4 Gc)
CCC CNEX	CNCA-C23-01	2020312310000214 (Ex ec IIC T4 Gc)
IECEx TUEV Nord Cert GmbH	IEC 60079-0	IECEx TUN 16.0046X (Ex ec IIC T4 Gc)
UKEx WAGO GmbH & Co. KG	EN 60079-0	UKCA_WA GO22UKEX005X_ec
UL Underwriters Laboratories Inc. (HAZARDOUS LOCATIONS)	UL 121201	E198726

**Downloads**

**Environmental Product Compliance**

**Compliance Search**

Environmental Product Compliance 750-637/040-001	↓
---	---

## Documentation

Manual				System Description			
Product Manual Incremental encoder interface /XTR	V 1.1.0 23.09.2019	pdf 2670.42 KB	<a href="#">↓</a>	Overview on WAGO-I/O-SYSTEM 750 approvals		pdf 770.48 KB	<a href="#">↓</a>
System Manual Series 750/753			<a href="#">↓</a>	750 XTR Series I/O-System – General Product Information		pdf 726.09 KB	<a href="#">↓</a>

Bid Text				Instruction Leaflet			
750-637/040-001	19.02.2019	xml 7.60 KB	<a href="#">↓</a>	CCC Ex (Additional information)	26.04.2023	pdf 144.58 KB	<a href="#">↓</a>
750-637/040-001	12.02.2018	doc 31.00 KB	<a href="#">↓</a>				

## CAD/CAE-Data









CAD data		CAE data	
2D/3D Models 750-637/040-001	<a href="#">↓</a>	EPLAN Data Portal 750-637/040-001	<a href="#">↓</a>
		ZUKEN Portal 750-637/040-001	<a href="#">↓</a>

## 1 Compatible Products

### 1.1 Optional Accessories

#### 1.1.1 DIN-rail

##### 1.1.1.1 Mounting accessories

 <b>Item No.: 210-196</b> Aluminum carrier rail; 35 x 8.2 mm; 1.6 mm thick; 2 m long; unslotted; similar to EN 60715; silver-colored	 <b>Item No.: 210-198</b> Copper carrier rail; 35 x 15 mm; 2.3 mm thick; 2 m long; unslotted; according to EN 60715; copper-colored	 <b>Item No.: 210-197</b> Steel carrier rail; 35 x 15 mm; 1.5 mm thick; 2 m long; slotted; similar to EN 60715; silver-colored	 <b>Item No.: 210-114</b> Steel carrier rail; 35 x 15 mm; 1.5 mm thick; 2 m long; unslotted; similar to EN 60715; silver-colored
 <b>Item No.: 210-118</b> Steel carrier rail; 35 x 15 mm; 2.3 mm thick; 2 m long; unslotted; according to EN 60715; silver-colored	 <b>Item No.: 210-115</b> Steel carrier rail; 35 x 7.5 mm; 1 mm thick; 2 m long; slotted; according to EN 60715; "Hole width 18 mm; silver-colored	 <b>Item No.: 210-112</b> Steel carrier rail; 35 x 7.5 mm; 1 mm thick; 2 m long; slotted; according to EN 60715; "Hole width 25 mm; silver-colored	 <b>Item No.: 210-113</b> Steel carrier rail; 35 x 7.5 mm; 1 mm thick; 2 m long; unslotted; according to EN 60715; silver-colored

#### 1.1.2 Marking

##### 1.1.2.1 Group marker carrier

 <b>Item No.: 750-107</b> Group marker carrier
---

1.1.2.2 Marker

**Item No.: 2009-145/000-006**

Mini-WSB Inline; for Smart Printer; 1700 pieces on roll; stretchable 5 - 5.2 mm; plain; snap-on type; blue

**Item No.: 2009-145/000-007**

Mini-WSB Inline; for Smart Printer; 1700 pieces on roll; stretchable 5 - 5.2 mm; plain; snap-on type; gray

**Item No.: 2009-145/000-023**

Mini-WSB Inline; for Smart Printer; 1700 pieces on roll; stretchable 5 - 5.2 mm; plain; snap-on type; green

**Item No.: 2009-145/000-012**

Mini-WSB Inline; for Smart Printer; 1700 pieces on roll; stretchable 5 - 5.2 mm; plain; snap-on type; orange

**Item No.: 2009-145/000-005**

Mini-WSB Inline; for Smart Printer; 1700 pieces on roll; stretchable 5 - 5.2 mm; plain; snap-on type; red

**Item No.: 2009-145/000-024**

Mini-WSB Inline; for Smart Printer; 1700 pieces on roll; stretchable 5 - 5.2 mm; plain; snap-on type; violet

**Item No.: 2009-145**

Mini-WSB Inline; for Smart Printer; 1700 pieces on roll; stretchable 5 - 5.2 mm; plain; snap-on type; white

**Item No.: 2009-145/000-002**

Mini-WSB Inline; for Smart Printer; 1700 pieces on roll; stretchable 5 - 5.2 mm; plain; snap-on type; yellow



**Item No.: 248-501/000-006**

Mini-WSB marking card; as card; not stretchable; plain; snap-on type; blue

**Item No.: 248-501/000-007**

Mini-WSB marking card; as card; not stretchable; plain; snap-on type; gray

**Item No.: 248-501/000-023**

Mini-WSB marking card; as card; not stretchable; plain; snap-on type; green

**Item No.: 248-501/000-017**

Mini-WSB marking card; as card; not stretchable; plain; snap-on type; light green



**Item No.: 248-501/000-012**

Mini-WSB marking card; as card; not stretchable; plain; snap-on type; orange

**Item No.: 248-501/000-005**

Mini-WSB marking card; as card; not stretchable; plain; snap-on type; red

**Item No.: 248-501/000-024**

Mini-WSB marking card; as card; not stretchable; plain; snap-on type; violet

**Item No.: 248-501**

Mini-WSB marking card; as card; not stretchable; plain; snap-on type; white



**Item No.: 248-501/000-002**

Mini-WSB marking card; as card; not stretchable; plain; snap-on type; yellow

1.1.2.3 Marker carrier



**Item No.: 750-103**

Group marker carrier

1.1.3 Shield termination

1.1.3.1 Shield clamping saddles



**Item No.: 790-108**

Shield clamping saddle; 11 mm wide; diameter of compatible conductor; 3 ... 8 mm



**Item No.: 790-208**

Shield clamping saddle; 12.4 mm wide; 3 ... 8 mm



**Item No.: 790-116**

Shield clamping saddle; 19 mm wide; diameter of compatible conductor; 7 ... 16 mm



**Item No.: 790-216**

Shield clamping saddle; 21.8 mm wide; 6 ... 16 mm



**Item No.: 790-124**

Shield clamping saddle; 27 mm wide; diameter of compatible conductor; 6 ... 24 mm



**Item No.: 790-220**

Shield clamping saddle; 30 mm wide; 6 ... 20 mm



**Item No.: 790-140**

Shield clamping saddle; diameter of compatible conductor

## 1.1.4 System enclosure

## 1.1.4.1 System enclosure

**Item No.: 850-825**

IP65 enclosure; Aluminium (RAL 7032);  
WxHxD (160x100x160 mm); 9 x M12, 4 x  
M20

**Item No.: 850-826**

IP65 enclosure; Aluminium (RAL 7032);  
WxHxD (240x100x160 mm); 4 x M20, 4 x  
M16, 14 x M12 cable grip

**Item No.: 850-827**

IP65 enclosure; Aluminium (RAL 7032);  
WxHxD (320x100x160 mm); 4 x M20, 8 x  
M16, 17 x M12 cable grip

**Item No.: 850-828**

IP65 enclosure; Aluminium (RAL 7032);  
WxHxD (480x100x160 mm); 4 x M20, 10 x  
M16, 35 x M12 cable grip

**Item No.: 850-826/002-000**

IP65 enclosure; Aluminium (RAL 7035);  
WxHxD (240x100x160 mm); 4 x M20, 4 x  
M16, 14 x M12 cable grip

**Item No.: 850-827/002-000**

IP65 enclosure; Aluminium (RAL 7035);  
WxHxD (320x100x160 mm); 4 x M20, 8 x  
M16, 17 x M12 cable grip

**Item No.: 850-828/002-000**

IP65 enclosure; Aluminium (RAL 7035);  
WxHxD (480x100x160 mm); 4 x M20, 10 x  
M16, 35 x M12 cable grip

**Item No.: 850-834**

IP65 enclosure; Polyester (RAL 7032); Wx-  
HxD (164x100x164 mm); 9 x M12, 4 x M20

**Item No.: 850-835**

IP65 enclosure; Polyester (RAL 7032); Wx-  
HxD (244x100x164 mm); 4 x M20, 4 x  
M16, 14 x M12 cable grip

**Item No.: 850-836**

IP65 enclosure; Polyester (RAL 7032);  
WxHxD (324x100x164 mm); 4 x M20, 8 x  
M16, 17 x M12 cable grip

**Item No.: 850-814/002-000**

IP65 enclosure; Sheet steel (RAL 7035);  
WxHxD (200x120x200 mm); without flan-  
ge plate

**Item No.: 850-815/002-000**

IP65 enclosure; Sheet steel (RAL 7035);  
WxHxD (300x120x200 mm); without flan-  
ge plate

**Item No.: 850-816/002-000**

IP65 enclosure; Sheet steel (RAL 7035);  
WxHxD (400x120x200 mm); without flan-  
ge plate

**Item No.: 850-817/002-000**

IP65 enclosure; Sheet steel (RAL 7035);  
WxHxD (600x120x200 mm); without flan-  
ge plate