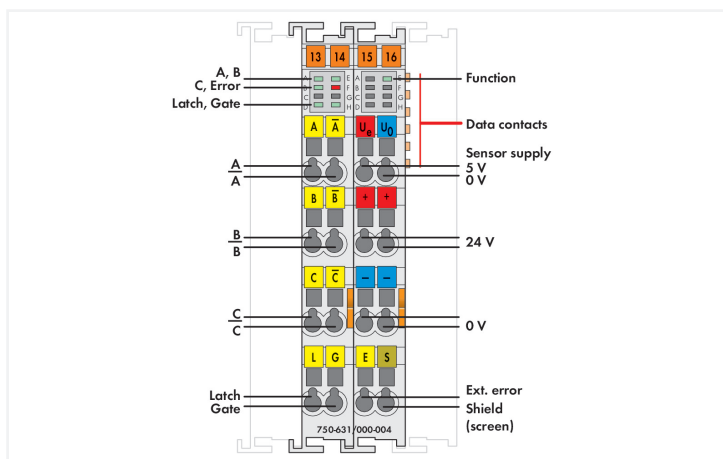


Similar to illustration



This module is an interface for the connection of any incremental encoder.

A 16 bit counter with quadrature encoder interface as well as a 16 bit latch for the zero impulse can be read, set, or enabled. The count of the counter will be transmitted fast and interference-free over the fieldbus to the PC, PLC, or NC.

A counter lock-out is possible using the "Gate" input.

The power supply for the transmitter is derived internally from the power jumper contacts Ue/U0.

The shield directly connects to the DIN-rail.

Technical data

| | |
|--|--|
| Counter depth | 16 bits |
| Encoder connection | A, A/, B, B/, C, C/ (RS-422 inputs) |
| Supply current (encoder) max. | 200 mA |
| Zero impulse (latch) | 16 bits |
| Quadrature decoder | 4x evaluation |
| Voltage range for signal (0) | $U_{ABC} = 0\text{ V}, U_{ABC/} = 5\text{ V};$ Latch, gate $\leq 5.0\text{ V};$ External error $U \geq 5.0\text{ V}$ or open input |
| Voltage range for signal (1) | $U_{ABC} = 5\text{ V}, U_{ABC/} = 0\text{ V};$ Latch, gate $\geq 15.0\text{ V};$ External error $U < 0.5\text{ V}$ |
| Data width | 1 x 32-bit data, 1 x 8-bit control/status, 1 x 8 bits reserved |
| Limit frequency | 1000 kHz |
| Commands | Reading, setting, activating |
| Supply voltage (system) | 5 VDC; via data contacts |
| Current consumption (5 V system supply) | 50 mA |
| Current consumption, field supply (module with no external load) | 10 mA |

Technical data

| | |
|-----------|--------------------|
| Isolation | 500 V system/field |
|-----------|--------------------|

Connection Data

| | |
|-------------------------|--|
| Connection type | Inputs/outputs |
| Solid conductor | 0.08 ... 2.5 mm ² / 28 ... 14 AWG |
| Fine-stranded conductor | 0.08 ... 2.5 mm ² / 28 ... 14 AWG |
| Strip length | 8 ... 9 mm / 0.31 ... 0.35 inches |

Physical data

| | |
|-----------------------------------|------------------------|
| Width | 24 mm / 0.945 inches |
| Height | 100 mm / 3.937 inches |
| Depth | 69.8 mm / 2.748 inches |
| Depth from upper-edge of DIN-rail | 62.6 mm / 2.465 inches |

Mechanical data

| | |
|---------------|-------------|
| Mounting type | DIN-35 rail |
|---------------|-------------|

Material data

| | |
|--------------------|----------|
| Fire load | 0.174 MJ |
| Weight | 91.8 g |
| Conformity marking | CE |

Environmental requirements

| | |
|---------------------------------|--|
| Ambient temperature (operation) | 0 ... +55 °C |
| Ambient temperature (storage) | -40 ... +85 °C |
| Protection type | IP20 |
| Operating altitude | 0 ... 2000 m / 0 ... 6562 ft |
| Mounting position | Horizontal left, horizontal right, horizontal top, horizontal bottom, vertical top and vertical bottom |
| Vibration resistance | Per IEC 60068-2-6 |
| Shock resistance | 15g per IEC 60068-2-27 |

Commercial data

| | |
|-----------------------|-----------------|
| Product Group | 15 (I/O System) |
| PU (SPU) | 1 pcs |
| Packaging type | Box |
| Country of origin | DE |
| GTIN | 4050821209133 |
| Customs tariff number | 85389099990 |

Product Classification


| | |
|-------------|----------------------|
| UNSPSC | 32151705 |
| eCl@ss 10.0 | 27-24-26-05 |
| eCl@ss 9.0 | 27-24-26-05 |
| ETIM 9.0 | EC001601 |
| ETIM 10.0 | EC001601 |
| ECCN | NO US CLASSIFICATION |

Environmental Product Compliance

| | |
|------------------------|-------------------------|
| RoHS Compliance Status | Compliant, No Exemption |
|------------------------|-------------------------|

Approvals / Certificates


General approvals **Declarations of conformity and manufacturer's declarations**



| Approval | Standard | Certificate Name |
|---|----------------|------------------|
| EAC GZO Almaty Standart | TP TC 020/2011 | EAC CoC 03083 |
| UL Underwriters Laboratories Inc. (ORDINARY LOCATIONS) | UL 508 | E175199 |

| Approval | Standard | Certificate Name |
|--|----------|------------------|
| EU-Declaration of Conformity WAGO GmbH & Co. KG | - | - |

Approvals for hazardous areas



| Approval | Standard | Certificate Name |
|--|-----------|------------------|
| UL Underwriters Laboratories Inc. (HAZARDOUS LOCATIONS) | UL 121201 | E198726 |

Downloads

Environmental Product Compliance

Compliance Search

| | |
|---|---|
| Environmental Product Compliance 750-631/000-010 | ↓ |
|---|---|

Documentation

| |
|---------------------------------|
| Manual |
| System Manual Series 750/753 |

CAD/CAE-Data

| |
|---------------------------------|
| CAD data |
| 2D/3D Models 750-631/000-010 |

| |
|--------------------------------------|
| CAE data |
| EPLAN Data Portal 750-631/000-010 |

1 Compatible Products

1.1 Optional Accessories

1.1.1 DIN-rail

1.1.1.1 Mounting accessories

| | | | |
|--|--|--|---|
| <p>Item No.: 210-196 Aluminum carrier rail; 35 x 8.2 mm; 1.6 mm thick; 2 m long; unslotted; similar to EN 60715; silver-colored</p> | <p>Item No.: 210-198 Copper carrier rail; 35 x 15 mm; 2.3 mm thick; 2 m long; unslotted; according to EN 60715; copper-colored</p> | <p>Item No.: 210-197 Steel carrier rail; 35 x 15 mm; 1.5 mm thick; 2 m long; slotted; similar to EN 60715; silver-colored</p> | <p>Item No.: 210-114 Steel carrier rail; 35 x 15 mm; 1.5 mm thick; 2 m long; unslotted; similar to EN 60715; silver-colored</p> |
| <p>Item No.: 210-118 Steel carrier rail; 35 x 15 mm; 2.3 mm thick; 2 m long; unslotted; according to EN 60715; silver-colored</p> | <p>Item No.: 210-115 Steel carrier rail; 35 x 7.5 mm; 1 mm thick; 2 m long; slotted; according to EN 60715; "Hole width 18 mm; silver-colored</p> | <p>Item No.: 210-112 Steel carrier rail; 35 x 7.5 mm; 1 mm thick; 2 m long; slotted; according to EN 60715; "Hole width 25 mm; silver-colored</p> | <p>Item No.: 210-113 Steel carrier rail; 35 x 7.5 mm; 1 mm thick; 2 m long; unslotted; according to EN 60715; silver-colored</p> |

1.1.2 Marking

1.1.2.1 Group marker carrier

| |
|--|
| <p>Item No.: 750-106 Group marker carrier</p> |
|--|

1.1.2.2 Marker

| | | | |
|---|---|---|--|
| <p>Item No.: 750-100 Marker card; as a DIN A4 sheet; plain</p> | <p>Item No.: 2009-145/000-006 Mini-WSB Inline; for Smart Printer; 1700 pieces on roll; stretchable 5 - 5.2 mm; plain; snap-on type; blue</p> | <p>Item No.: 2009-145/000-007 Mini-WSB Inline; for Smart Printer; 1700 pieces on roll; stretchable 5 - 5.2 mm; plain; snap-on type; gray</p> | <p>Item No.: 2009-145/000-023 Mini-WSB Inline; for Smart Printer; 1700 pieces on roll; stretchable 5 - 5.2 mm; plain; snap-on type; green</p> |
| <p>Item No.: 2009-145/000-012 Mini-WSB Inline; for Smart Printer; 1700 pieces on roll; stretchable 5 - 5.2 mm; plain; snap-on type; orange</p> | <p>Item No.: 2009-145/000-005 Mini-WSB Inline; for Smart Printer; 1700 pieces on roll; stretchable 5 - 5.2 mm; plain; snap-on type; red</p> | <p>Item No.: 2009-145/000-024 Mini-WSB Inline; for Smart Printer; 1700 pieces on roll; stretchable 5 - 5.2 mm; plain; snap-on type; violet</p> | <p>Item No.: 2009-145 Mini-WSB Inline; for Smart Printer; 1700 pieces on roll; stretchable 5 - 5.2 mm; plain; snap-on type; white</p> |
| <p>Item No.: 2009-145/000-002 Mini-WSB Inline; for Smart Printer; 1700 pieces on roll; stretchable 5 - 5.2 mm; plain; snap-on type; yellow</p> | <p>Item No.: 248-501/000-006 Mini-WSB marking card; as card; not stretchable; plain; snap-on type; blue</p> | <p>Item No.: 248-501/000-007 Mini-WSB marking card; as card; not stretchable; plain; snap-on type; gray</p> | <p>Item No.: 248-501/000-023 Mini-WSB marking card; as card; not stretchable; plain; snap-on type; green</p> |

1.1.2.2 Marker



Item No.: 248-501/000-017

Mini-WSB marking card; as card; not stretchable; plain; snap-on type; light green

Item No.: 248-501/000-012

Mini-WSB marking card; as card; not stretchable; plain; snap-on type; orange

Item No.: 248-501/000-005

Mini-WSB marking card; as card; not stretchable; plain; snap-on type; red

Item No.: 248-501/000-024

Mini-WSB marking card; as card; not stretchable; plain; snap-on type; violet



Item No.: 248-501

Mini-WSB marking card; as card; not stretchable; plain; snap-on type; white

Item No.: 248-501/000-002

Mini-WSB marking card; as card; not stretchable; plain; snap-on type; yellow

1.1.2.3 Marker carrier



Item No.: 750-103

Group marker carrier

1.1.3 Shield termination

1.1.3.1 Shield clamping saddles



Item No.: 790-108

Shield clamping saddle; 11 mm wide; diameter of compatible conductor; 3 ... 8 mm

Item No.: 790-208

Shield clamping saddle; 12.4 mm wide; 3 ... 8 mm

Item No.: 790-116

Shield clamping saddle; 19 mm wide; diameter of compatible conductor; 7 ... 16 mm

Item No.: 790-216

Shield clamping saddle; 21.8 mm wide; 6 ... 16 mm



Item No.: 790-124

Shield clamping saddle; 27 mm wide; diameter of compatible conductor; 6 ... 24 mm

Item No.: 790-220

Shield clamping saddle; 30 mm wide; 6 ... 20 mm

Item No.: 790-140

Shield clamping saddle; diameter of compatible conductor

1.1.4 System enclosure

1.1.4.1 System enclosure



Item No.: 850-825

IP65 enclosure; Aluminium (RAL 7032); WxHxD (160x100x160 mm); 9 x M12, 4 x M20

Item No.: 850-826

IP65 enclosure; Aluminium (RAL 7032); WxHxD (240x100x160 mm); 4 x M20, 4 x M16, 14 x M12 cable grip

Item No.: 850-827

IP65 enclosure; Aluminium (RAL 7032); WxHxD (320x100x160 mm); 4 x M20, 8 x M16, 17 x M12 cable grip

Item No.: 850-828

IP65 enclosure; Aluminium (RAL 7032); WxHxD (480x100x160 mm); 4 x M20, 10 x M16, 35 x M12 cable grip



Item No.: 850-826/002-000

IP65 enclosure; Aluminium (RAL 7035); WxHxD (240x100x160 mm); 4 x M20, 4 x M16, 14 x M12 cable grip

Item No.: 850-827/002-000

IP65 enclosure; Aluminium (RAL 7035); WxHxD (320x100x160 mm); 4 x M20, 8 x M16, 17 x M12 cable grip

Item No.: 850-828/002-000

IP65 enclosure; Aluminium (RAL 7035); WxHxD (480x100x160 mm); 4 x M20, 10 x M16, 35 x M12 cable grip

Item No.: 850-834

IP65 enclosure; Polyester (RAL 7032); WxHxD (164x100x164 mm); 9 x M12, 4 x M20



Item No.: 850-835

IP65 enclosure; Polyester (RAL 7032); WxHxD (244x100x164 mm); 4 x M20, 4 x M16, 14 x M12 cable grip

Item No.: 850-836

IP65 enclosure; Polyester (RAL 7032); WxHxD (324x100x164 mm); 4 x M20, 8 x M16, 17 x M12 cable grip

Item No.: 850-814/002-000

IP65 enclosure; Sheet steel (RAL 7035); WxHxD (200x120x200 mm); without flange plate

Item No.: 850-815/002-000

IP65 enclosure; Sheet steel (RAL 7035); WxHxD (300x120x200 mm); without flange plate



Item No.: 850-816/002-000

IP65 enclosure; Sheet steel (RAL 7035); WxHxD (400x120x200 mm); without flange plate

Item No.: 850-817/002-000

IP65 enclosure; Sheet steel (RAL 7035); WxHxD (600x120x200 mm); without flange plate

Subject to changes. Please also observe the further product documentation!

Current addresses can be found at: www.wago.com