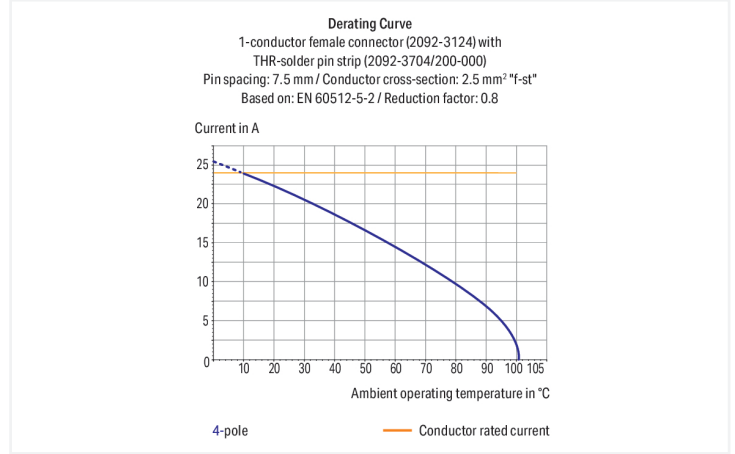


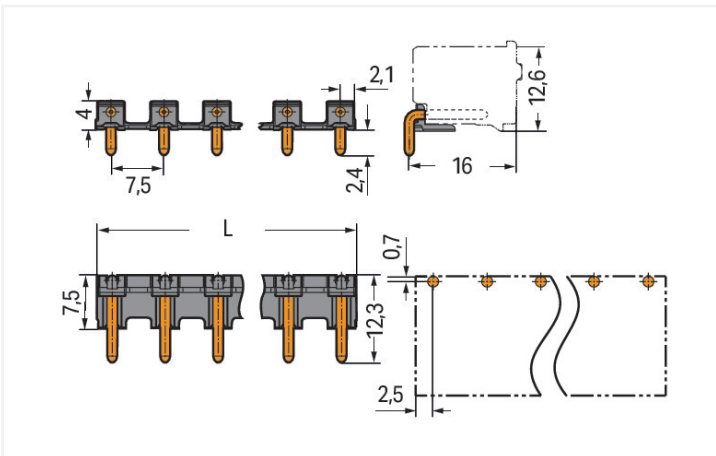
# Data Sheet | Item Number: 2092-3723/200-000

THR pin strip; 1.4 mm Ø solder pin; angled; Pin spacing 7.5 mm; 3-pole; black

<https://www.wago.com/2092-3723/200-000>



Color: ■ black



Dimensions in mm

$L = (\text{pole no.} - 1) \times \text{pin spacing} + 4.2 \text{ mm}$

Male connector, 2092 Series, with 7.5 mm pin spacing

Our male connector (item number 2092-3723/200-000) ensures effortless electrical installations. The dimensions are (25.7 x 6.4 x 12.3) mm (width x height x depth).

Tin is used for coating the contact surfaces. THR is used to solder the pcb connector.

## Notes

### Safety Information

The **picoMAX® Pluggable Connection System** includes connectors without breaking capacity in accordance with DIN EN 61984. When used as intended, these connectors must not be connected/disconnected when live or under load. When used as intended, these connectors must not be connected/disconnected when live or under load. The circuit design should ensure header pins, which can be touched, are not live when unmated.

### Variants:

Tape-and-reel packaging

Other versions (or variants) can be requested from WAGO Sales or configured at <https://configurator.wago.com/>.

## Electrical data

Ratings per	IEC/EN 60664-1		
Overvoltage category	III	III	II
Pollution degree	3	2	2
Nominal voltage	400 V	630 V	1000 V
Rated impulse withstand voltage	6 kV	6 kV	6 kV
Rated current	16 A	16 A	16 A

## Connection Data

Number of connection types	1	<b>Connection 1</b>	
Number of levels	1	Pole number	3

## Physical data

Pin spacing	7.5 mm / 0.295 inches
Width	25.7 mm / 1.012 inches
Height	6.4 mm / 0.252 inches
Height from the surface	4 mm / 0.157 inches
Depth	12.3 mm / 0.484 inches
Solder pin length	2.4 mm
Solder pin diameter	1.4 mm
Plated through-hole diameter (THR)	1.6 <sup>(+0.1)</sup> mm

## Mechanical data

Variable coding	No
Anti-rotation protection	Yes

## Plug-in connection

Contact type (pluggable connector)	Male connector/plug
Connector (connection type)	for PCB
Mismating protection	No
Plugging without loss of pin spacing	Yes
Mating direction to the PCB	0°

## PCB contact

PCB contact	THR
-------------	-----

## Material data

Note (material data)	<a href="#">Information on material specifications can be found here</a>
Color	black
Material group	I
Insulation material (main housing)	Polyphthalamide (PPA GF)
Flammability class per UL94	V0
Contact material	Electrolytic copper (E <sub>Cu</sub> )
Contact Plating	Tin
Fire load	0 MJ
Weight	0.8 g
MSL per J-STD 020D	1

### Environmental requirements

Limit temperature range	-60 ... +100 °C
-------------------------	-----------------

### Commercial data

PU (SPU)	300 pcs
Packaging type	Bag
Country of origin	CN
GTIN	4055143935760
Customs tariff number	85369010000

### Product Classification

UNSPSC	39121409
ETIM 9.0	EC002637
ETIM 10.0	EC002637
ECCN	NO US CLASSIFICATION

### Environmental Product Compliance

RoHS Compliance Status	Compliant, No Exemption
------------------------	-------------------------

### Approvals / Certificates

#### General approvals



Approval	Standard	Certificate Name
CB DEKRA Certification B.V.	IEC 61984	NL-89885
CSA CSA Group	C22.2	2362521
KEMA/KEUR DEKRA Certification B.V.	EN 61984	71-129874
UL Underwriters Laboratories Inc.	UL 1977	E45171

### Downloads

#### Environmental Product Compliance



##### Compliance Search

Environmental Product  
Compliance  
2092-3723/200-000



## Documentation

### Additional Information

Technical Section	03.04.2019	pdf 2027.26 KB	
		pdf 611.20 KB	

## CAD/CAE-Data

### CAD data

2D/3D Models 2092-3723/200-000	
-----------------------------------	---