

Data Sheet | Item Number: 713-1434/116-000/997-408

THR male header, 2-row; 0.8 x 0.8 mm solder pin; angled; 100% protected against mismatching; Levers; in tape-and-reel packaging; Pin spacing 3.5 mm; 28-pole; black

<https://www.wago.com/713-1434/116-000/997-408>

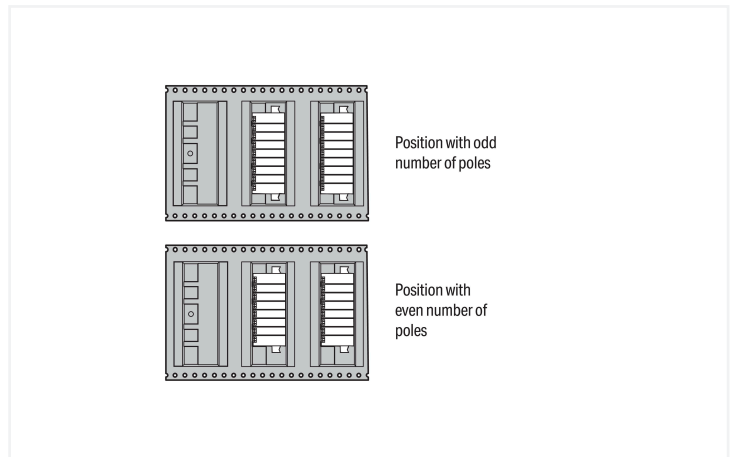


Color: ■ black

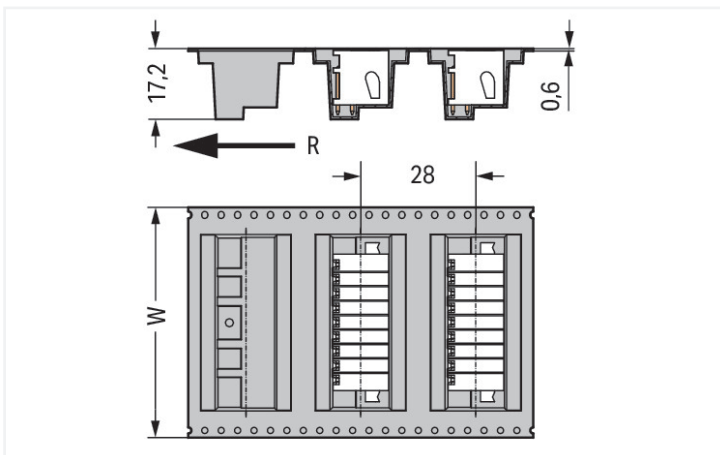
Similar to illustration



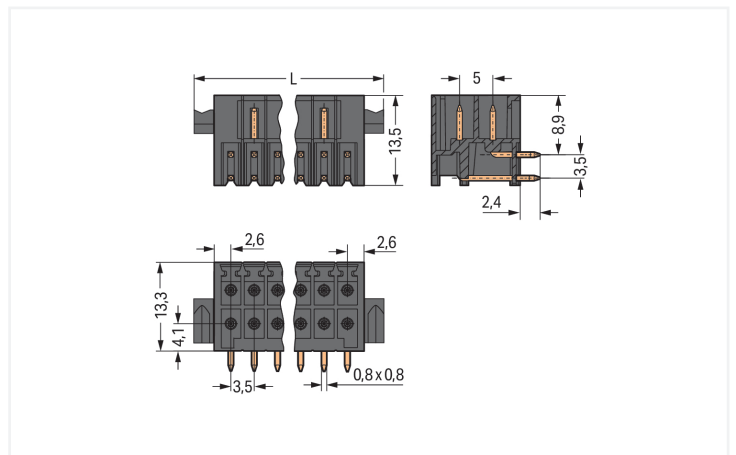
Similar to illustration



Dimensions in mm
 Pin position in tape-and-reel packaging



Dimensions in mm
 W = tape width R = feed direction



Dimensions in mm
 $L = [(pole\ no./2) - 1] \times pin\ spacing + 11.6\ mm$

Male connector, 713 Series, black

Error-free electrical installations are guaranteed with this male connector (item number 713-1434/116-000/997-408). The dimensions are (57.1 x 15.7 x 13.5) mm (width x height x depth).

The contact surface is coated with tin. THR is used to solder the pcb connector.

Notes

Safety Information
The MCS – MULTI CONNECTION SYSTEM includes connectors without breaking capacity in accordance with DIN EN 61984. When used as intended, these connectors must not be connected/disconnected when live or under load. When used as intended, these connectors must not be connected/disconnected when live or under load. The circuit design should ensure header pins, which can be touched, are not live when unmated.

Variants:
Other pole numbers
Other solder pin lengths
Gold-plated or partially gold-plated contact surfaces
Other versions (or variants) can be requested from WAGO Sales or configured at <https://configurator.wago.com/>.

Electrical data

| Ratings per | IEC/EN 60664-1 | | |
|---------------------------------|----------------|--------|--------|
| Overvoltage category | III | III | II |
| Pollution degree | 3 | 2 | 2 |
| Nominal voltage | 80 V | 160 V | 250 V |
| Rated impulse withstand voltage | 2.5 kV | 2.5 kV | 2.5 kV |
| Rated current | 10 A | 10 A | 10 A |

| Approvals per | UL 1059 | | |
|---------------|---------|------|---|
| Use group | B | C | D |
| Rated voltage | 150 V | 50 V | - |
| Rated current | 10 A | 10 A | - |

| Approvals per | CSA | | |
|---------------|-------|---|---|
| Use group | B | C | D |
| Rated voltage | 150 V | - | - |
| Rated current | 12 A | - | - |

Connection Data

| | |
|----------------------------|----|
| Total number of potentials | 28 |
| Number of connection types | 1 |
| Number of levels | 2 |

| Connection 1 | |
|--------------|----|
| Pole number | 28 |

Physical data

| | |
|------------------------------------------|------------------------|
| Pin spacing | 3.5 mm / 0.138 inches |
| Width | 57.1 mm / 2.248 inches |
| Height | 15.7 mm / 0.618 inches |
| Height from the surface | 13.3 mm / 0.524 inches |
| Depth | 13.5 mm / 0.531 inches |
| Solder pin length | 2.4 mm |
| Solder pin dimensions | 0.8 x 0.8 mm |
| Plated through-hole diameter (THR) | 1.3 (+0.1) mm |
| Reel diameter of tape-and-reel packaging | 330 mm |
| Tape width | 72 mm |

Mechanical data

| | |
|--------------------------|-----|
| Variable coding | Yes |
| Anti-rotation protection | Yes |

Plug-in connection

| | |
|------------------------------------|---------------------|
| Contact type (pluggable connector) | Male connector/plug |
| Connector (connection type) | for PCB |
| Mismating protection | Yes |
| Mating direction to the PCB | 0° |
| Locking of plug-in connection | Locking lever |

PCB contact

| | |
|-------------------------------------|------------------------------------------|
| PCB contact | THR |
| Solder pin arrangement | over the entire male connector (in-line) |
| Number of solder pins per potential | 1 |

Material data

| | |
|------------------------------------|--------------------------------------------------------------------------|
| Note (material data) | Information on material specifications can be found here |
| Color | black |
| Material group | I |
| Insulation material (main housing) | Polyphthalamide (PPA GF) |
| Flammability class per UL94 | V0 |
| Contact material | Electrolytic copper (E _{Cu}) |
| Contact Plating | Tin |
| Fire load | 0 MJ |
| Weight | 8.3 g |
| MSL per J-STD 020D | 1 |

Environmental requirements

| | |
|-------------------------|-----------------|
| Limit temperature range | -60 ... +100 °C |
| Processing temperature | -35 ... +60 °C |

Commercial data

| | |
|-----------------------|---------------|
| PU (SPU) | 120 pcs |
| Packaging type | Bag |
| Country of origin | DE |
| GTIN | 4055143778626 |
| Customs tariff number | 85366930000 |

Product Classification

| | |
|-------------|----------------------|
| UNSPSC | 39121409 |
| eCl@ss 10.0 | 27-44-04-02 |
| eCl@ss 9.0 | 27-44-04-02 |
| ETIM 9.0 | EC002637 |
| ETIM 10.0 | EC002637 |
| ECCN | NO US CLASSIFICATION |

Environmental Product Compliance

RoHS Compliance Status Compliant, No Exemption

Approvals / Certificates

General approvals



| Approval | Standard | Certificate Name |
|---------------------------------------|-----------|------------------|
| CB DEKRA Certification B.V. | IEC 61984 | NL-102427 |
| CSA CSA Group | C22.2 | 2315087 |
| KEMA/KEUR DEKRA Certification B.V. | EN 61984 | 71-133740 |

Downloads

Environmental Product Compliance

Compliance Search

[↓](#)

Documentation

Additional Information

| | | | |
|-------------------|------------|-------------------|-------------------|
| Technical Section | 03.04.2019 | pdf 2027.26 KB | ↓ |
| | | pdf 535.32 KB | ↓ |

CAD/CAE-Data

CAD data

[↓](#)


PCB Design

[↓](#)

[↓](#)

Installation Notes

Coding



Coding a male header by inserting a coding pin.