

**Data Sheet | Item Number: 713-1435/105-000/997-408**

THR male header, 2-row; 0.8 x 0.8 mm solder pin; angled; 100% protected against mismatching; in tape-and-reel packaging; Pin spacing 3.5 mm; 30-pole; black

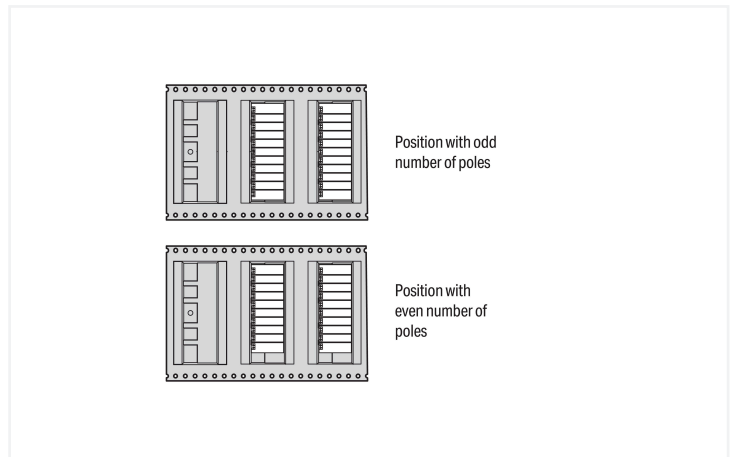
<https://www.wago.com/713-1435/105-000/997-408>



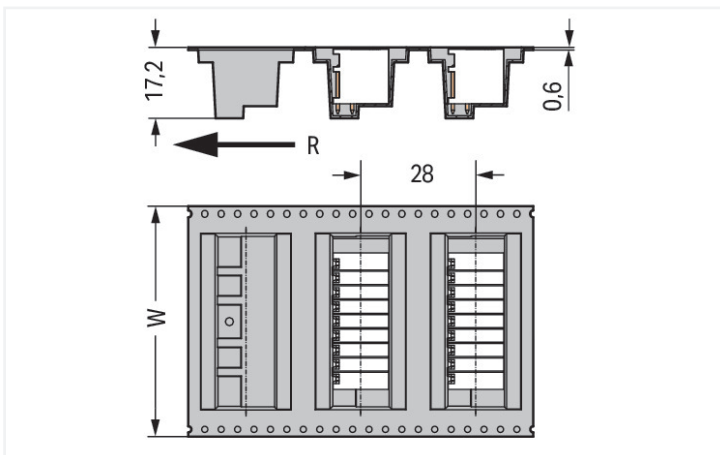
Color: ■ black

Similar to illustration

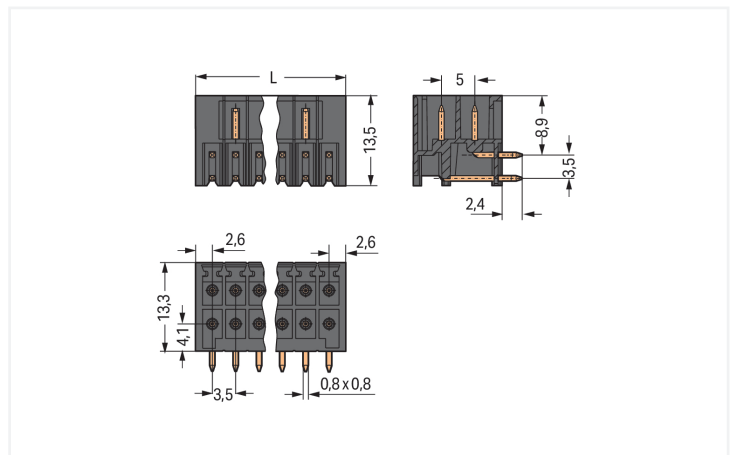
Similar to illustration



Dimensions in mm  
 Pin position in tape-and-reel packaging



Dimensions in mm  
 W = tape width R = feed direction



Dimensions in mm  
 $L = [(pole\ no./2) - 1] \times pin\ spacing + 5.2\ mm$

Male connector, 713 Series, solder pin dimensions 0.8 x 0.8 mm

Our male connector (item number 713-1435/105-000/997-408) is designed for seamless electrical installations. The item's dimensions are (54 x 15.7 x 13.5) mm (width x height x depth).

Tin is used for coating the contact surfaces. The pcb connector is designed for THR soldering.

**Notes**

**Safety Information** The MCS – MULTI CONNECTION SYSTEM includes connectors without breaking capacity in accordance with DIN EN 61984. When used as intended, these connectors must not be connected/disconnected when live or under load. When used as intended, these connectors must not be connected/disconnected when live or under load. The circuit design should ensure header pins, which can be touched, are not live when unmated.

**Variants:** Other pole numbers  
Other solder pin lengths  
Gold-plated or partially gold-plated contact surfaces  
Other versions (or variants) can be requested from WAGO Sales or configured at <https://configurator.wago.com/>.

**Electrical data**

Ratings per	IEC/EN 60664-1		
Overvoltage category	III	III	II
Pollution degree	3	2	2
Nominal voltage	80 V	160 V	250 V
Rated impulse withstand voltage	2.5 kV	2.5 kV	2.5 kV
Rated current	10 A	10 A	10 A

Approvals per	UL 1059		
Use group	B	C	D
Rated voltage	150 V	50 V	-
Rated current	10 A	10 A	-

Approvals per	CSA		
Use group	B	C	D
Rated voltage	150 V	-	-
Rated current	12 A	-	-

**Connection Data**

Total number of potentials	30
Number of connection types	1
Number of levels	2

Connection 1	
Pole number	30

**Physical data**

Pin spacing	3.5 mm / 0.138 inches
Width	54 mm / 2.126 inches
Height	15.7 mm / 0.618 inches
Height from the surface	13.3 mm / 0.524 inches
Depth	13.5 mm / 0.531 inches
Solder pin length	2.4 mm
Solder pin dimensions	0.8 x 0.8 mm
Plated through-hole diameter (THR)	1.3 <sup>(+0.1)</sup> mm
Reel diameter of tape-and-reel packaging	330 mm
Tape width	72 mm

### Mechanical data

Variable coding	Yes
Anti-rotation protection	Yes

### Plug-in connection

Contact type (pluggable connector)	Male connector/plug
Connector (connection type)	for PCB
Mismating protection	Yes
Mating direction to the PCB	0°

### PCB contact

PCB contact	THR
Solder pin arrangement	over the entire male connector (in-line)
Number of solder pins per potential	1

### Material data

Note (material data)	<a href="#">Information on material specifications can be found here</a>
Color	black
Material group	I
Insulation material (main housing)	Polyphthalamide (PPA GF)
Flammability class per UL94	V0
Contact material	Electrolytic copper (E <sub>Cu</sub> )
Contact Plating	Tin
Fire load	0 MJ
Weight	8.7 g
MSL per J-STD 020D	1

### Environmental requirements

Limit temperature range	-60 ... +100 °C
Processing temperature	-35 ... +60 °C

### Commercial data

PU (SPU)	120 pcs
Packaging type	Bag
Country of origin	DE
GTIN	4055143778336
Customs tariff number	85366930000

### Product Classification

UNSPSC	39121409
eCl@ss 10.0	27-44-04-02
eCl@ss 9.0	27-44-04-02
ETIM 9.0	EC002637
ETIM 10.0	EC002637
ECCN	NO US CLASSIFICATION

Environmental Product Compliance	
RoHS Compliance Status	Compliant, No Exemption

### Approvals / Certificates

General approvals			Declarations of conformity and manufacturer's declarations		
Approval	Standard	Certificate Name	Approval	Standard	Certificate Name
CB DEKRA Certification B.V.	IEC 61984	NL-102427	Railway WAGO GmbH & Co. KG	-	Z00004424.000
CSA CSA Group	C22.2	2315087			
KEMA/KEUR DEKRA Certification B.V.	EN 61984	71-133740			

### Downloads

Environmental Product Compliance	
Compliance Search	<a href="#">↓</a>

### Documentation


Additional Information			
Technical Section	03.04.2019	pdf 2027.26 KB	<a href="#">↓</a>
		pdf 535.32 KB	<a href="#">↓</a>

### CAD/CAE-Data

CAD data	PCB Design
<a href="#">↓</a>	<a href="#">↓</a>
	<a href="#">↓</a>

## Installation Notes

### Coding



Coding a male header by inserting a coding pin.